

30" Single Wall Oven Right Swing Door

Benchmark™ Series - Stainless Steel HBLP451RUC



HBLP451RUC
Stainless Steel

The Bosch wall oven features a SideOpening door for easier cavity access and a high-resolution TFT user interface.

Features & Benefits

SideOpening door offers better ergonomic access to the oven cavity.

The color TFT control panel with SteelTouch™ buttons is easy to use.

A full-extension telescopic rack offers safe access to the oven cavity.

The wall oven is designed to be installed flush with cabinetry.

Bosch wall ovens are compatible with most competitors' cutouts.

AutoProbe takes the guesswork out of rare, medium and well done cooking.

Genuine European Convection for even baking results on multiple racks.

General Properties

Cooking Modes	Bake, Variable Broil (hi & low), Roast, Warm, Sabbath, Proof Dough, Convection Bake, Convection Broil, Convection Roast, Pizza, Multi Rack Genuine European Convection, Convection Conversion, AutoProbe, Fast Preheat, EcoChef, Speed Convection (Frozen Foods)
Cleaning Type	Self Clean
Telescopic Rack	1
Illumination Type	Halogen
Interior Lights	2

Oven Performance

Bake Element Wattages	2,400 W
Broil Element Wattages	3,800 W
Convection Element Wattages	2,000 W

Technical Details

Watts (W)	6,325 W
Circuit Breaker (A)	30 A
Volts (V)	240/208 V
Frequency (Hz)	60 Hz
Power Cord Length (in)	50"
Plug Type	Fixed Connection, No Plug
Energy Source	Electric

Dimensions & Weight

Overall Appliance Dimensions (HxWxD)(in)	29" x 29 3/4" x 23 1/2"
Required Cutout Size (HxWxD) (in)	27" - 28 5/8" x 28 1/2" x 23 1/2"
Net Weight (lbs)	149 lbs

Accessories—Included

Included	3 x Oven Racks, Temperature Probe, Broiler Pan
----------	--

Accessories—Optional



HEZTR301
30" Telescopic Rack



For help and assistance with Bosch accessories please visit: www.bosch-eshop.com/eshop/bosch/us or call 1-800-944-2904 Mon-Fri 5am to 6pm PST Sat 6am to 3pm PST

Notes: All height, width and depth dimensions are shown in inches. Please refer to installation instructions prior to making cutout. BSH reserves the absolute and unrestricted right to change product materials and specifications, at any time, without notice. Consult the product's installation instructions for final dimensional data and other details. Applicable product warranty can be found in accompanying product literature or you may contact your account manager for further details.

Warranties: Bosch warrants that the Product is free from defects in materials and workmanship for a period of three hundred and sixty-five (365) days from the date of purchase. The foregoing timeline begins to run upon the date of purchase, and shall not be stalled, tolled, extended, or suspended, for any reason whatsoever. This Product is also warranted to be free from cosmetic defects in material and workmanship (such as scratches of stainless steel, paint/porcelain blemishes, chip, dents, or other damage to the finish of the Product, for a period of thirty (30) days from the date of purchase or closing date for new construction. This cosmetic warranty excludes slight color variations due to inherent differences in painted and porcelain parts, as well as differences caused by kitchen lighting, product location, or other similar factors. This cosmetic warranty specifically excludes any display, floor, "As Is", or "B" stock appliances.

For more information on our entire line of products, go to www.bosch-home.com/us or call 1-800-944-2904

© BSH Home Appliances Corporation. All rights reserved. Bosch is a registered trademark of Robert Bosch GmbH.

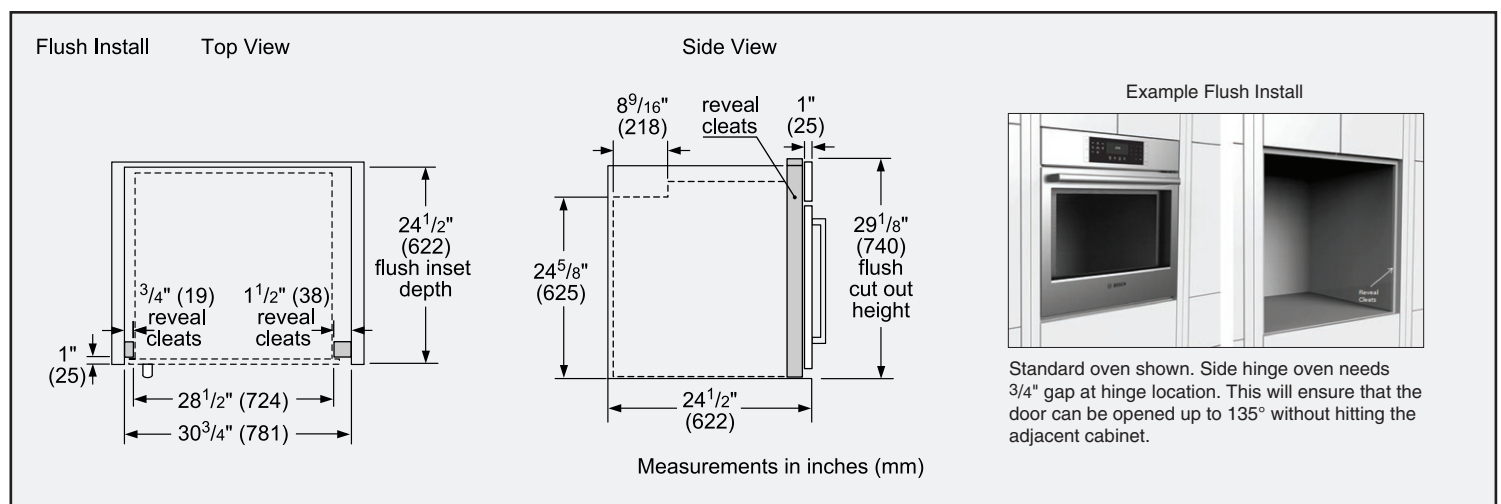
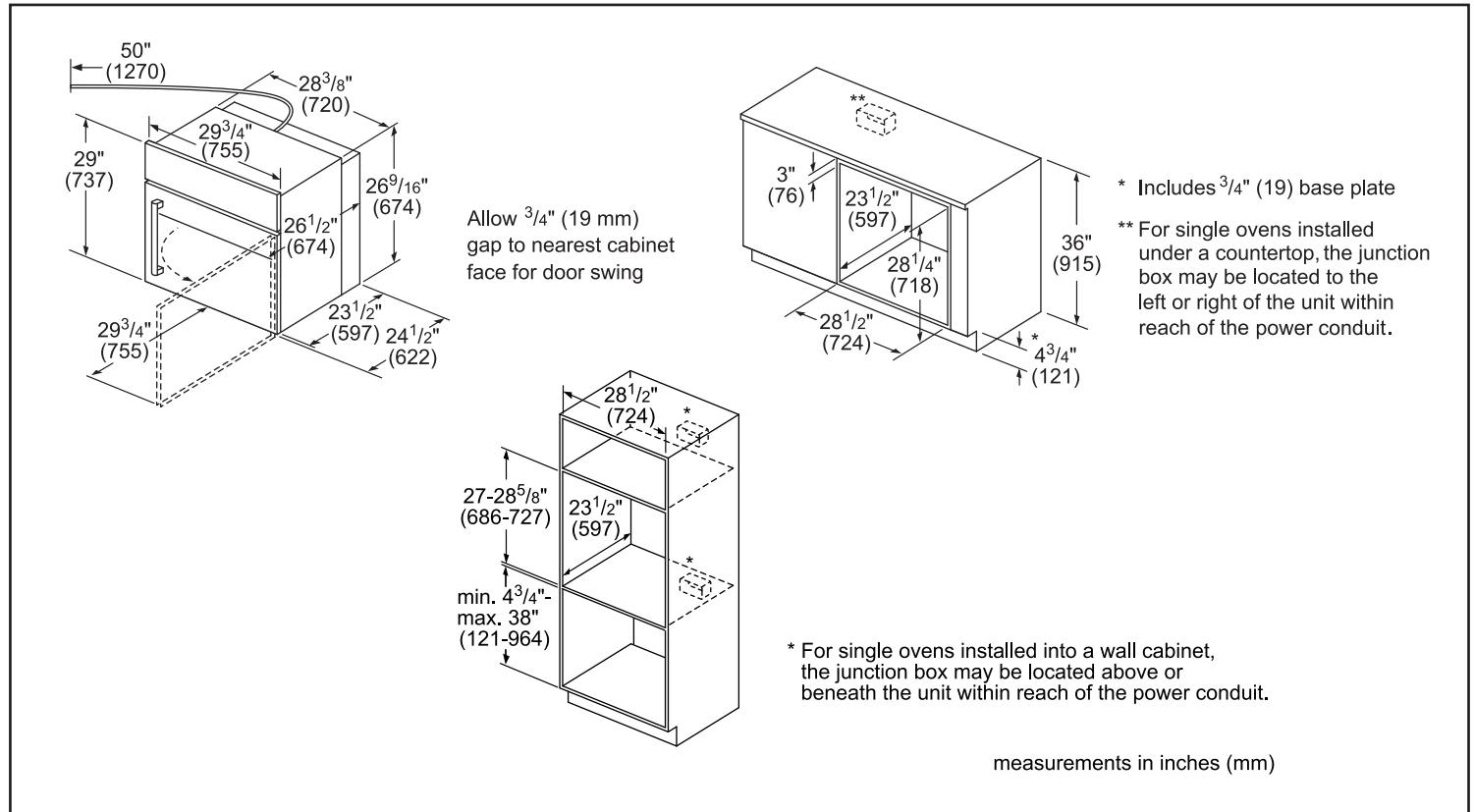


30" Single Wall Oven Right Swing Door

Benchmark™ Series - Stainless Steel HBLP451RUC



Installation Details



For help and assistance with Bosch accessories please visit: www.bosch-eshop.com/eshop/bosch/us or call 1-800-944-2904 Mon-Fri 5am to 6pm PST Sat 6am to 3pm PST

Notes: All height, width and depth dimensions are shown in inches. Please refer to installation instructions prior to making cutout. BSH reserves the absolute and unrestricted right to change product materials and specifications, at any time, without notice. Consult the product's installation instructions for final dimensional data and other details. Applicable product warranty can be found in accompanying product literature or you may contact your account manager for further details.

Warranties: Bosch warrants that the Product is free from defects in materials and workmanship for a period of three hundred and sixty-five (365) days from the date of purchase. The foregoing timeline begins to run upon the date of purchase, and shall not be stalled, tolled, extended, or suspended, for any reason whatsoever. This Product is also warranted to be free from cosmetic defects in material and workmanship (such as scratches of stainless steel, paint/porcelain blemishes, chip, dents, or other damage to the finish of the Product, for a period of thirty (30) days from the date of purchase or closing date for new construction. This cosmetic warranty excludes slight color variations due to inherent differences in painted and porcelain parts, as well as differences caused by kitchen lighting, product location, or other similar factors. This cosmetic warranty specifically excludes any display, floor, "As Is", or "B" stock appliances.

For more information on our entire line of products, go to www.bosch-home.com/us or call 1-800-944-2904

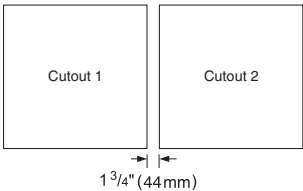
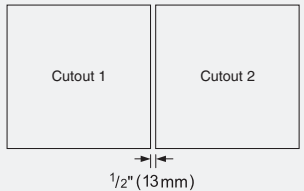
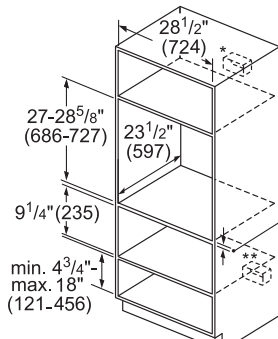
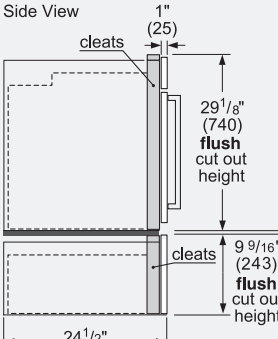
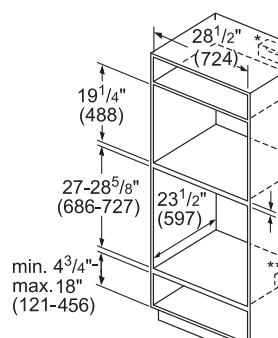
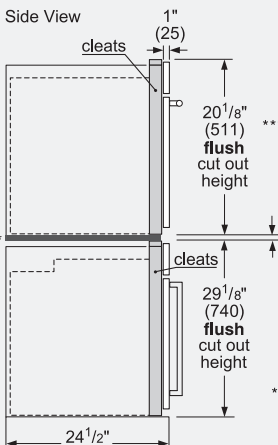
© BSH Home Appliances Corporation. All rights reserved. Bosch is a registered trademark of Robert Bosch GmbH.

30" Single Wall Oven Right Swing Door

Benchmark™ Series - Stainless Steel HBLP451RUC



Installation Details

Standard		Side-by-Side Installation	Flush	
	<p>The ovens will overlap the cutout resulting in a 1/2" (13mm) spacing between the products</p> <p>IMPORTANT: The spacing between cutouts applies when installing any Bosch 30" or 27" single, double, combination and 27"/30" compact oven in a side-by-side installation.</p> <p>If another product is installed adjacent to the side hinge we recommend to increase each distance by an additional 1/4" (6mm) to leave room for the door to open and close freely.</p>			
<p>Standard Installation 30" Single Oven over Storage or Warming Drawer</p> 	<p>* Wall oven junction box may be located above or right or left of the unit within reach of the power conduit.</p> <p>** Electrical hook up may be located below (depending on space) or next to the drawer within the reach of the power cord.</p> <p>minimum 3/4" (18mm) required between cutouts</p> <p>measurements in inches (mm)</p>	<p>Flush Installation Single Oven over Storage or Warming Drawer</p> <p>Side View</p> 	<p>Single Wall Oven</p> <p>* IMPORTANT: base has to be able to support oven weight. Please check oven manual for minimum weight requirements.</p> <p>minimum 1/2" (13) required between cutouts*</p> <p>Warming Drawer</p> <p>measurements in inches (mm)</p>	
<p>Standard Installation 30" Speed Microwave Oven over Single Oven***</p> 	<p>* Junction box may be located above or next to the unit within the reach of the power cord.</p> <p>** Junction box may be located below (depending on space) or next to the unit within the reach of the power cord.</p> <p>*** Most combinations available as combo oven (one cut out, one electrical hook up).</p> <p>Minimum dimension between cut outs:</p> <ul style="list-style-type: none">• 1" (25mm) for wall oven cut out height of 27"• 2 5/8" (67mm) for wall oven cut out height of 28 5/8" <p>measurements in inches (mm)</p>	<p>Flush Installation Speed Microwave Oven over 30" Single Oven**</p> <p>Side View</p> 	<p>Speed Microwave Oven</p> <p>*** Flush installation requires a base plate underneath the body: 30" Products - Dimensions: H 5/16"(8) x W 28 1/2"(724) x D 22 1/2"(571)</p> <p>minimum 1/2" (13) required between cutouts*</p> <p>Wall Oven</p> <p>* IMPORTANT: base has to be able to support oven weight. Please check oven manual for minimum weight requirements.</p> <p>** Most combinations available as combo oven (one cut out, one electrical hook up).</p> <p>measurements in inches (mm)</p>	

For help and assistance with Bosch accessories please visit: www.bosch-eshop.com/eshop/bosch/us or call 1-800-944-2904 Mon-Fri 5am to 6pm PST Sat 6am to 3pm PST

Notes: All height, width and depth dimensions are shown in inches. Please refer to installation instructions prior to making cutout. BSH reserves the absolute and unrestricted right to change product materials and specifications, at any time, without notice. Consult the product's installation instructions for final dimensional data and other details. Applicable product warranty can be found in accompanying product literature or you may contact your account manager for further details.

Warranties: Bosch warrants that the Product is free from defects in materials and workmanship for a period of three hundred and sixty-five (365) days from the date of purchase. The foregoing timeline begins to run upon the date of purchase, and shall not be stalled, tolled, extended, or suspended, for any reason whatsoever. This Product is also warranted to be free from cosmetic defects in material and workmanship (such as scratches of stainless steel, paint/porcelain blemishes, chip, dents, or other damage to the finish of the Product, for a period of thirty (30) days from the date of purchase or closing date for new construction. This cosmetic warranty excludes slight color variations due to inherent differences in painted and porcelain parts, as well as differences caused by kitchen lighting, product location, or other similar factors. This cosmetic warranty specifically excludes any display, floor, "As Is", or "B" stock appliances.

For more information on our entire line of products, go to www.bosch-home.com/us or call 1-800-944-2904

© BSH Home Appliances Corporation. All rights reserved. Bosch is a registered trademark of Robert Bosch GmbH.