

IW-18



FEATURES

Custom front panel and hardware allow for infinite design options.

Dual evaporators provide constant, moderate humidity so corks don't dry out

Two independent temperature zones hold reds and whites at proper serving temperature

Bronze-tinted, UV-resistant glass protects against light exposure

Soft-on LED lighting illuminates gradually

Home security system connection

Wine racks accommodate 750 ml bottles, half-bottles and magnums.

Intuitive touch control panel keeps temps within one degree of set point

Rigorously tested in our U.S. manufacturing facilities to ensure at least 20 years of heavy use

Exceptional 24/7 support from our Customer Care team based in Madison, Wisconsin and just footsteps from our factory

Star-K compliant with installation of a harness kit.

Illuminated display rack for prized bottles of wine.

Full-extension, easy-glide racks provide access without agitating wine

New inventory tiles system lets you label wine racks for easy ID

ACCESSORIES

Bulk storage drawer for wine in nontraditional containers

Dessert wine shelf for storage of smaller bottles

Inventory tiles

Side enclosure

Top enclosure

Door lock

Stainless steel tubular and pro handles

Stainless steel front panels with tubular or pro handles

Solid overlay door

Dual installation kit for installation with another wine or integrated model

Reduced toe kick divider for toe kicks from 3.875" to 2"

Accessories are available through an authorized Sub-Zero dealer. For local dealer information, visit subzero-wolf.com/locator.



HANDLE ACCESSORIES

PRO



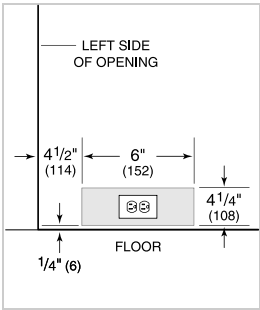
TUBULAR



PRODUCT SPECIFICATIONS

Model	IW-18
Dimensions	18"W x 84"H x 24"D
Door Clearance	16 1/2"
Weight	350 lb
Electrical Supply	115 VAC, 60 Hz
Electrical Service	15 amp dedicated circuit

ELECTRICAL

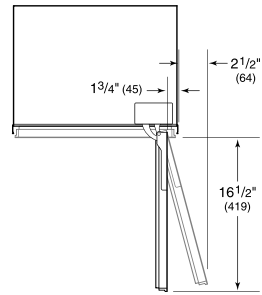
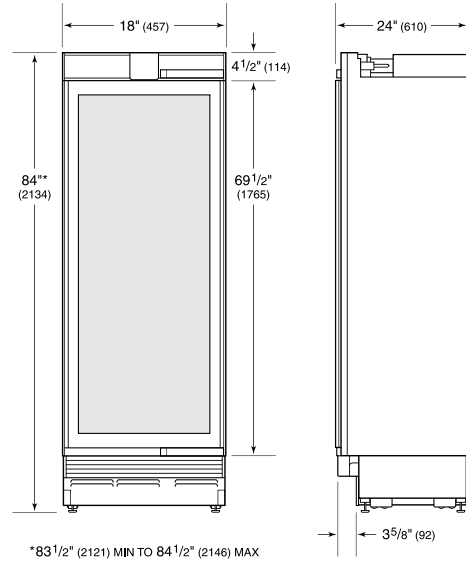


INTERIOR VIEW

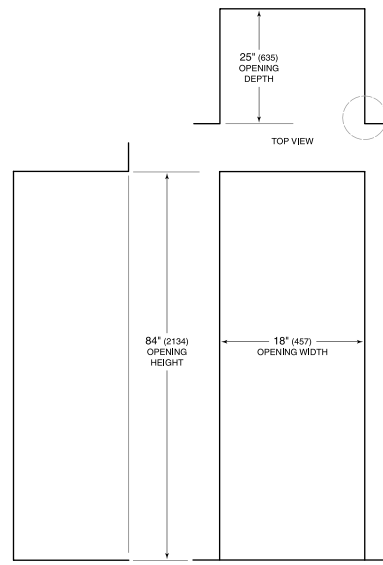


This illustration is intended for interior reference only and may not represent the exterior of the model being specified.

DIMENSIONS



STANDARD INSTALLATION



NOTE: 3 1/2" (89) finished returns will be visible and should be finished to match cabinetry.

