

IW-30R



## FEATURES

Custom front panel and hardware allow for infinite design options.

Dual evaporators provide constant, moderate humidity so corks don't dry out

Two independent temperature zones hold reds and whites at proper serving temperature

Bronze-tinted, UV-resistant glass protects against light exposure

Soft-on LED lighting illuminates gradually

Wine racks accommodate 750 ml bottles, half-bottles and magnums.

Intuitive touch control panel keeps temps within one degree of set point

Rigorously tested in our U.S. manufacturing facilities to ensure at least 20 years of heavy use

Exceptional 24/7 support from our Customer Care team based in Madison, Wisconsin and just footsteps from our factory

Home security system connection

Star-K compliant with installation of a harness kit.

Illuminated display rack for prized bottles of wine.

Full-extension, easy-glide racks provide access without agitating wine

New inventory tiles system lets you label wine racks for easy ID

## ACCESSORIES

Cherrywood Humidor

Bulk storage drawer for wine in nontraditional containers

Dessert wine shelf for storage of smaller bottles

Dual installation kit for installation with another wine or integrated model

Stainless steel front panels with tubular or pro handles

Inventory tiles

Door lock

Stainless steel tubular and pro handles

Reduced toe kick divider for toe kicks from 3.875" to 2"

Side enclosure

Solid overlay door

Top enclosure

Accessories are available through an authorized Sub-Zero dealer. For local dealer information, visit [subzero-wolf.com/locator](http://subzero-wolf.com/locator).



## HANDLE ACCESSORIES

PRO



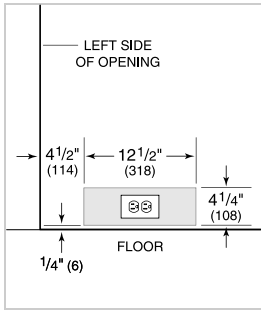
TUBULAR




### PRODUCT SPECIFICATIONS

Model	IW-30R
Dimensions	30"W x 84"H x 24"D
Door Clearance	28 1/2"
Weight	490 lb
Electrical Supply	115 VAC, 60 Hz
Electrical Service	15 amp dedicated circuit

### ELECTRICAL

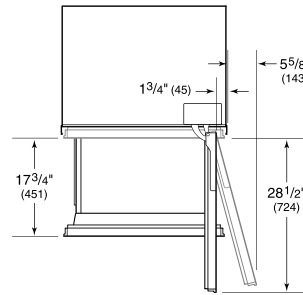
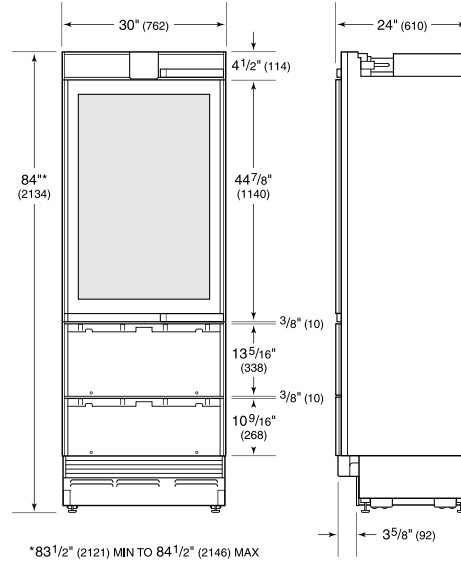


### INTERIOR VIEW

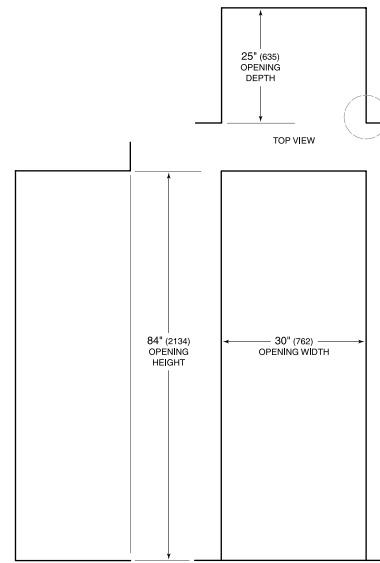


This illustration is intended for interior reference only and may not represent the exterior of the model being specified.

### DIMENSIONS



### STANDARD INSTALLATION



NOTE: 3/16" (89) finished returns will be visible and should be finished to match cabinetry.

