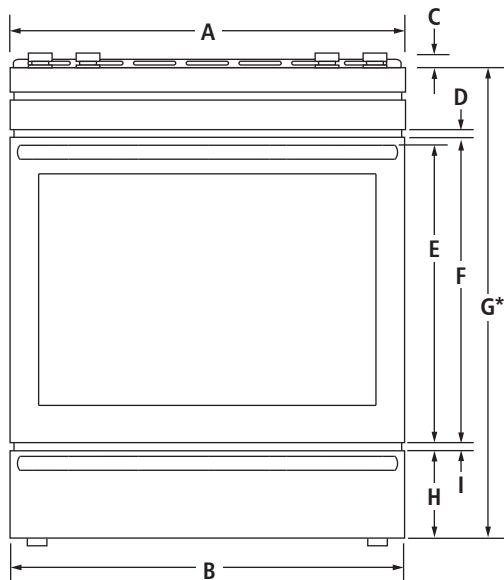


30" ELECTRIC RANGE

JES1450D – 29⁷/₈" x 36" x 28⁵/₁₆"

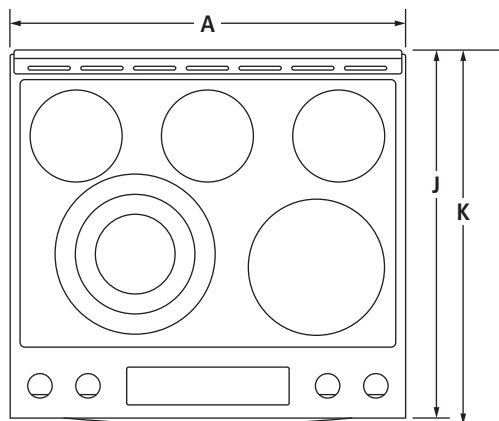
PRODUCT DIMENSIONS



FRONT VIEW

MODEL #		JES1450D	
		in	cm
A	Overall width	29 ⁷ / ₈	75.9
B	Width of door/drawer	29 ⁷ / ₈	75.9
C	Height from cooktop to top of vent	1 ³ / ₁₆	2.0
D	Space between door and face panel	1 ³ / ₁₆	2.1
E	Height to top of handle	22 ⁷ / ₈	58.1
F	Height of door	23 ¹ / ₄	59.0
G*	Height to top of cooktop edge	36	91.4
H	Height of warming drawer	6 ⁵ / ₁₆	16.0
I	Space between door and warming drawer	1 ³ / ₁₆	2.0
J	Depth from front of console to back of range (max.)	27 ¹³ / ₁₆	70.7
K	Depth from handle to back of range (max.)	28 ⁵ / ₁₆	71.9

* With leveling legs screwed all the way in. Range can be raised approximately 1" (2.5 cm) by adjusting the leveling legs.



TOP VIEW

IMPORTANT: Dimensional specifications are provided for planning purposes only.

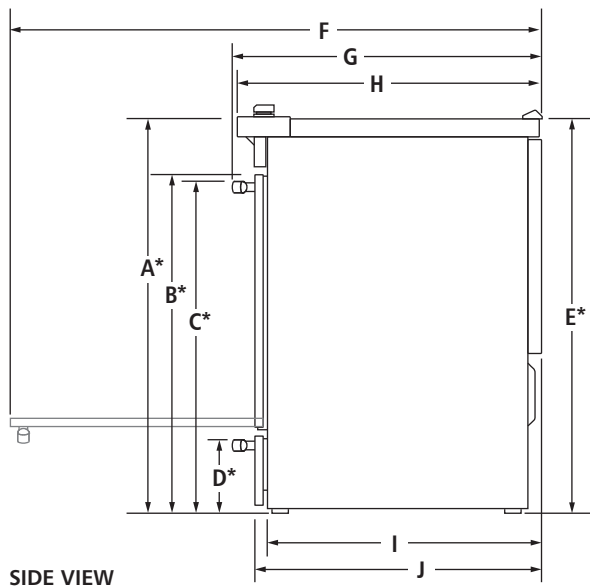
Do not make any cutouts based on this information. Refer to the Installation or Use & Care Guide before selecting cabinetry, verifying electrical/gas connections, making cutouts or beginning installation.

All Jenn-Air® appliances are appropriately UL, CUL or CSA approved.

30" ELECTRIC RANGE

JES1450D – 29⁷/₈" x 36" x 28⁵/₁₆"

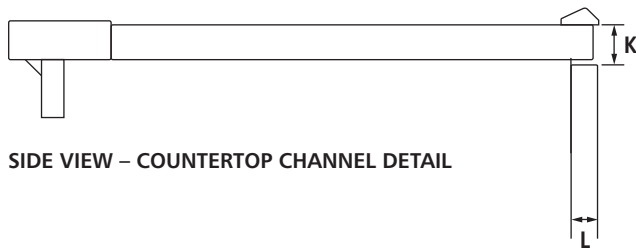
DIMENSIONS AS INSTALLED



SIDE VIEW

MODEL #		JES1450D	
		in	cm
A*	Height to top of cooking surface (min.)	35 ¹ / ₂	90.2
B*	Height to top of door (min.)	30 ¹¹ / ₁₆	78.0
C*	Height to top of handle (min.)	30 ¹ / ₂	77.5
D*	Height to top of warming drawer (min.)	6 ⁷ / ₈	17.5
E*	Height to top of countertop (min.)	35 ¹³ / ₁₆	91.0
F	Depth with door fully open	50 ⁹ / ₁₆	128.5
G	Depth with handle	28 ⁵ / ₁₆	71.9
H	Depth without handle	27 ¹³ / ₁₆	70.7
I	Depth without door	25	63.5
J	Depth with door	26 ⁵ / ₁₆	66.8
K	Height of countertop channel	1 ¹³ / ₁₆	4.6
L	Depth to countertop channel	1 ³ / ₁₆	3.0

* With leveling legs screwed all the way in. Range can be raised approximately 1" (2.5 cm) by adjusting the leveling legs.



SIDE VIEW – COUNTERTOP CHANNEL DETAIL

IMPORTANT: Dimensional specifications are provided for planning purposes only.

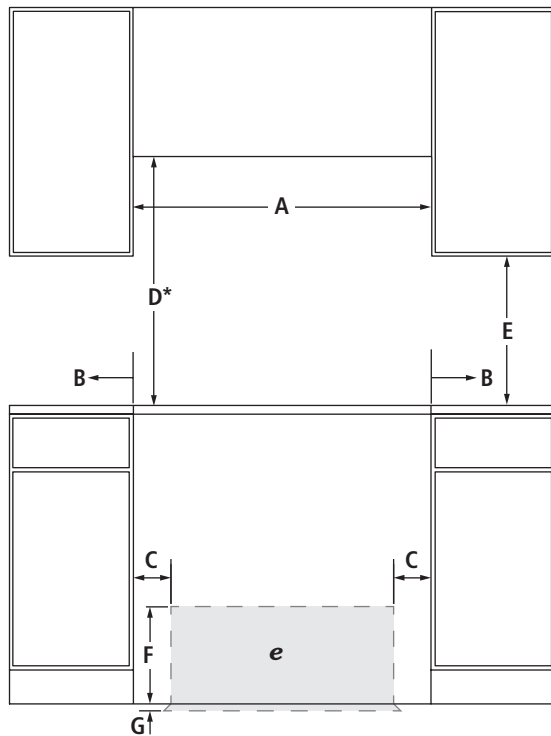
Do not make any cutouts based on this information. Refer to the Installation or Use & Care Guide before selecting cabinetry, verifying electrical/gas connections, making cutouts or beginning installation.

All Jenn-Air® appliances are appropriately UL, CUL or CSA approved.

30" ELECTRIC RANGE

JES1450D – 29⁷/₈" x 36" x 28⁵/₁₆"

OPENING/CLEARANCE DIMENSIONS



FRONT VIEW

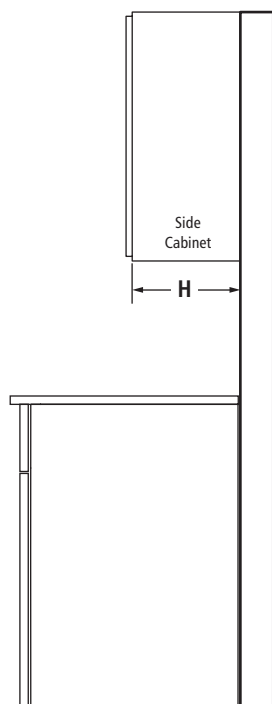
MODEL #		JES1450D	
		in	cm
A	Width of combustible area above cooking surface (min.)	30	76.2
B	Width from cooktop to fixed wall or other combustible material (min.)	3	7.6
C	Width from electrical installation area to cabinet (min.)	4 ¹³ / ₁₆	12.2
D*	Height to bottom of uncovered wood or metal cabinet above cooking surface (min.)	30	76.2
E	Height to bottom of uncovered wood or metal cabinet (min.)	18	45.7
F	Height of electrical installation area (max.)	7 ¹¹ / ₁₆	19.5
G	Depth of electrical installation area (max.)	3 ¹¹ / ₁₆	9.4
H	Depth of upper cabinet (recommended)	13	33.0
I	Width of cutout	30	76.2
J	Width to power cord	2 ³ / ₄	7.0
e	Recommended junction box location		

*Dimension can be reduced by 6" (15.2 cm) when bottom of wood or metal cabinet is covered by not less than 1/4" (0.6 cm) flame retardant millboard covered with not less than No. 28 MSG sheet metal, 0.015" (0.4 mm) stainless steel, 0.024" (0.6 mm) aluminum or 0.020" (0.5 mm) copper.

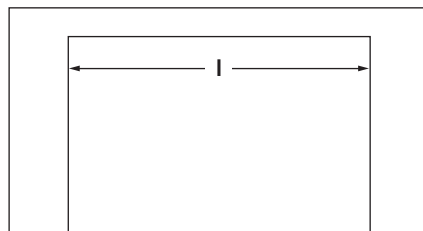
If installing a hood or microwave hood combination above the range, follow the hood or microwave hood combination instructions for dimensional clearances above the cooking surface.

ELECTRICAL REQUIREMENTS


240 volt, 60 Hz, AC only, 40-amp fused, grounded circuit is required. A dedicated circuit is recommended. Minimum length of power cord is 48" (121.9 cm).



SIDE VIEW



TOP VIEW – CUTOUT



BACK VIEW

IMPORTANT: Dimensional specifications are provided for planning purposes only.

Do not make any cutouts based on this information. Refer to the Installation or Use & Care Guide before selecting cabinetry, verifying electrical/gas connections, making cutouts or beginning installation. All Jenn-Air® appliances are appropriately UL, CUL or CSA approved.