

ISLAND ESTATE  
VERANDA



*Tommy Bahama*  
OUTDOOR LIVING



ISLAND ESTATE  
VERANDA

*Tommy Bahama*  
OUTDOOR LIVING

Outdoor Living today has become a natural extension of your indoor space. Tommy Bahama, the number one name in casual living, offers designs across a wide range of styles. The finest materials, meticulous craftsmanship, and custom options allow you to create an environment that is uniquely yours.

Choose from 175 performance fabrics with the same soft hand, rich colors and vibrant patterns as indoor upholstery – complete with trims, fringes and designer options. Our proprietary Weatherguard™ cushions are both weather resistant and ultra-comfortable. Every item is hand crafted, with artisan finishes that will dare you to distinguish outdoor designs from fine indoor furniture.


Island Estate Veranda blends the beauty of nature's elements with the sophistication of refined Caribbean styling. The look of leather-wrapped bamboo is meticulously reproduced in all-weather cast aluminum with hand burnishing that creates a look virtually indistinguishable from nature's own.

British influences are reflected in the Chippendale lattice design used throughout the collection. Tommy Bahama's signature style merges refined design with a vibe that is casual and cool.



- 3160-44**  
Veranda Ottoman  
Frame Only  
30.5W x 23.5D x 18H in.
- CS3160-44**  
Veranda Ottoman  
Cushion
- 3160-11**  
Veranda Lounge Chair  
Frame Only  
31W x 38.5D x 38.5H in.
- CS3160-11**  
Veranda Lounge Chair  
Cushion Set
- 3160-953**  
Veranda Side Table  
26W x 26D x 23H in.
- 3160-969**  
Veranda  
Trunk Cocktail Table  
49W x 29D x 19.25H in.
- 3160-33**  
Veranda Sofa  
Frame Only  
85W x 38.5D x 37.5H in.
- CS3160-33B**  
Veranda Boxed Edge Sofa  
Cushion Set





**3160-953**  
Veranda Side Table  
26W x 26D x 23H in.

**3160-11**  
Veranda Lounge Chair  
Frame Only  
31W x 38.5D x 38.5H in.

**CS3160-11**  
Veranda Lounge Chair  
Cushion Set

**3160-44**  
Veranda Ottoman  
Frame Only  
30.5W x 23.5D x 18H in.

**CS3160-44**  
Veranda Ottoman  
Cushion

**3160-33**  
Veranda Sofa  
Frame Only  
85W x 38.5D x 37.5H in.

**CS3160-33B**  
Veranda Boxed Edge Sofa  
Cushion Set

**3160-969**  
Veranda Trunk Cocktail Table  
49W x 29D x 19.25H in.





**3160-44**  
**Veranda Ottoman**  
**Frame Only**  
30.5W x 23.5D x 18H in.

**CS3160-44**  
**Veranda Ottoman**  
**Cushion**

**3160-11**  
**Veranda Lounge Chair**  
**Frame Only**  
31W x 38.5D x 38.5H in.

**CS3160-11**  
**Veranda Lounge Chair**  
**Cushion Set**

**3160-953**  
**Veranda Side Table**  
26W x 26D x 23H in.

**3160-969**  
**Veranda**  
**Trunk Cocktail Table**  
49W x 29D x 19.25H in.

**3160-33**  
**Veranda Sofa**  
**Frame Only**  
85W x 38.5D x 37.5H in.

**CS3160-33B**  
**Veranda Boxed Edge Sofa**  
**Cushion Set**

**3160-11SW**  
**Veranda Swivel**  
**Lounge Chair Frame Only**  
31W x 38.5D x 38.5H in.

**CS3160-11SW**  
**Veranda Swivel**  
**Lounge Chair Cushion Set**



**3160-11**  
**Veranda Lounge Chair**  
**Frame Only**  
31W x 38.5D x 38.5H in.

**CS3160-11**  
**Veranda Lounge Chair**  
**Cushion Set**

**3160-33**  
**Veranda Sofa**  
**Frame Only**  
85W x 38.5D x 37.5H in.

**CS3160-33B**  
**Veranda Boxed Edge Sofa**  
**Cushion Set**

**3160-945**  
**Veranda Cocktail Table**  
51W x 44D x 20.25H in.

**3160-954**  
**Veranda Side Table**  
24W x 24D x 23H in.

**3100-200**  
**Alfresco Living**  
**Pineapple Table**  
18.25 dia. x 22H in.





**3100-200 Alfresco Living  
Pineapple Table**  
18.25 dia. x 22H in.

**3160-33 Veranda Sofa  
Frame Only**  
85W x 38.5D x 37.5H in.

**CS3160-33B  
Veranda Boxed Edge Sofa  
Cushion Set**

**3160-954  
Veranda Side Table**  
24W x 24D x 23H in.

**3160-11  
Veranda Lounge Chair  
Frame Only**  
31W x 38.5D x 38.5H in.

**CS3160-11  
Veranda Lounge Chair  
Cushion Set**

**3160-945  
Veranda Cocktail Table**  
51W x 44D x 20.25H in.





*The sophisticated look of leather-wrapped bamboo is meticulously replicated in all-weather materials, with Chippendale inspired lattice design on the outside backs of the chairs.*



Opposite:  
**3160-11SW**  
**Veranda Swivel**  
**Lounge Chair Frame Only**  
 31W x 38.5D x 38.5H in.  
**CS3160-11SW**  
**Veranda Swivel**  
**Lounge Chair Cushion Set**

**3160-954**  
**Veranda Side Table**  
 24W x 24D x 23H in.

Above:  
**3160-11**  
**Veranda Lounge Chair**  
**Frame Only**  
 31W x 38.5D x 38.5H in.  
**CS3160-11**  
**Veranda Lounge Chair**  
**Cushion Set**



*With your choice of 175 performance fabrics and custom trims, creating the outdoor living space of your dreams has endless possibilities. The hand of the fabrics and sophistication of the look will cause your guests to assume that you have transported your custom indoor upholstery outdoors.*



**3100-200**  
Alfresco Living  
Pineapple Table  
18.25 dia. x 22H in.

**3160-33**  
Veranda Sofa  
Frame Only  
85W x 38.5D x 37.5H in.

**CS3160-33S**  
Veranda  
Scatterback Sofa  
Cushion Set

**3160-954**  
Veranda Side Table  
24W x 24D x 23H in.

**3160-945**  
Veranda Cocktail Table  
51W x 44D x 20.25H in.

**3160-11**  
Veranda Lounge Chair  
Frame Only  
31W x 38.5D x 38.5H in.

**CS3160-11**  
Veranda Lounge Chair  
Cushion Set

**3160-44**  
Veranda Ottoman  
Frame Only  
30.5 x 23.5 x 18H in.


**CS3160-44**  
Veranda Ottoman  
Cushion

*Nothing beckons one to relax  
in style more than an inviting chaise.  
The Tommy Bahama WeatherGuard™  
cushion features a plush crown that  
offers sublime seating comfort.*



**3160-75**  
**Veranda**  
**Chaise Lounge**  
**Frame Only**  
34W x 74D x 31.5H in.  
**CS3160-75**  
**Veranda Chaise Lounge**  
**Cushion Set**  
**3170-954**  
**Lanai Tray End Table**  
23.25 dia. x 23.5H in.





**3160-13SR**  
Veranda  
Swivel Rocker  
Dining Chair  
Frame Only  
24.5W x 27.5D x 39.5H in.

**CS3160-13SR**  
Veranda  
Swivel Rocker  
Dining Chair  
Cushion Set

**3160-13**  
Veranda  
Dining Chair  
Frame Only  
24.5W x 27.5D x 39.5H in.


**CS3160-13**  
Veranda  
Dining Chair  
Cushion Set

**3160-876WT**  
Veranda  
Weatherstone™ Top  
84W x 44D x 1.5H in.

**3160-876TB**  
Veranda Table Bases  
for 84 inch Dining Table  
19.5W x 19.5D x 27.5H in. each  
(two bases)



*The Chippendale lattice design on the backs of Island Estate Veranda chairs allows the beauty of custom fabrics to share the spotlight, making the view equally dramatic from the front or the back.*



**3160-13SR**  
Veranda  
Swivel Rocker Dining Chair  
Frame Only  
24.5W x 27.5D x 39.5H in.



**CS3160-13SR**  
Veranda  
Swivel Rocker Dining Chair  
Cushion Set

**3160-13**  
Veranda  
Dining Chair  
Frame Only  
24.5W x 27.5D x 39.5H in.

**CS3160-13**  
Veranda  
Dining Chair  
Cushion Set



The artisan detail on hand-finished Weatherstone™ tops make them almost indistinguishable from natural stone, offering exceptional beauty with superior durability.



**3160-870WT Veranda Weatherstone™ Top**  
54 dia. x 1.5H in.

**3160-870TB Veranda Table Base for 54 inch Dining Table**  
24W x 24D x 27.5H in.

**3160-13SR Veranda Swivel Rocker Dining Chair Frame Only**  
24.5W x 27.5D x 39.5H in.

**CS3160-13SR Veranda Swivel Rocker Dining Chair Cushion Set**

**3160-13 Veranda Dining Chair Frame Only**  
24.5W x 27.5D x 39.5H in.

**CS3160-13 Veranda Dining Chair Cushion Set**

**3100-765 Tommy Bahama Signature Umbrella**  
11 ft. dia. x 8 ft. 9 in. H

**3100-35CUB Tommy Bahama Umbrella Base**  
18 dia. x 21H in.





**3160-16SW**  
Veranda  
Swivel Bar Stool  
Frame Only  
23.5W x 25D x 47H in.

**CS3160-16SW**  
Veranda  
Swivel Bar Stool  
Cushion Set

**3160-873WT**  
Veranda  
Weatherstone™ Top  
38 dia. x 1.5H in.

**3160-873BB**  
Veranda  
High/Low Bistro  
Table Base  
(in high position)  
17.25W x 17.25D x 40.5H in.



*The Veranda bistro table comes with an elegantly designed spacer that attaches below the top, raising the table height by 6". This accommodates your choice of bar or counter stools. On balconies where railings often obstruct the view, this option provides an ideal solution.*





**3160-17SW**  
Veranda  
Swivel Counter Stool  
Frame Only  
23.5W x 25D x 41H in.

**CS3160-17SW**  
Veranda  
Swivel Counter Stool  
Cushion Set

**3160-873WT**  
Veranda  
Weatherstone™ Top  
38 dia. x 1.5H in.

**3160-873BB**  
Veranda  
High/Low Bistro  
Table Base  
(in low position)  
17.25W x 17.25D x 34.5H in.



## DETAILS

### FINISH

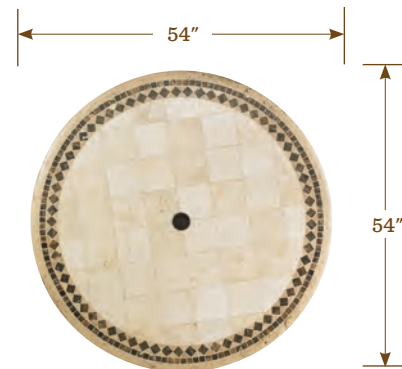
Island Estate Veranda is finished in a golden bamboo coloration with hand burnishing and the look of woven leather.




## DINING TABLE TOP CONFIGURATIONS



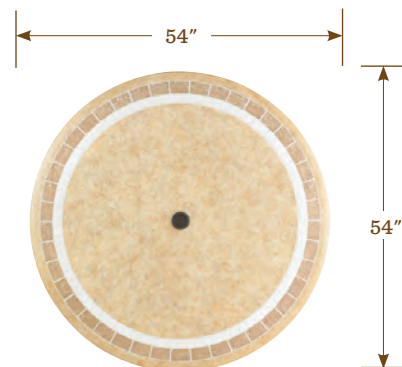
**3160-876ST**  
Travertine and Marble Top  
84W x 44D x 1.5H in.



**3160-870ST**  
Travertine and Marble Top  
54 dia. x 1.5H in.



**3160-876WT**  
Veranda Weatherstone™ Top  
84W x 44D x 1.5H in.



**3160-870WT**  
Veranda Weatherstone™ Top  
54 dia. x 1.5H in.

## UMBRELLAS AND UMBRELLA STAND



**3100-610**  
Tommy Bahama  
Signature  
Umbrella  
11 ft. dia. x 8 ft. 9 in. H  
Pole type and color:  
2 inch, one piece wooden pole  
Fabric number and color:  
7404-15, canvas;  
dark brown logo



**3100-645**  
Tommy Bahama  
Signature  
Umbrella  
11 ft. dia. x 8 ft. 9 in. H  
Pole type and color:  
2 piece, auto-tilt,  
aluminum bronze pole  
Fabric number and color:  
7404-17, antique beige;  
dark brown logo



**3100-674**  
Tommy Bahama  
Signature  
Umbrella  
11 ft. dia. x 8 ft. 9 in. H  
Pole type and color:  
2 piece, auto-tilt,  
aluminum bronze pole  
Fabric number and color:  
7404-41, wheat;  
dark brown logo



**3100-702**  
Tommy Bahama  
Signature  
Umbrella  
11 ft. dia. x 8 ft. 9 in. H  
Pole type and color:  
2 piece, auto-tilt,  
aluminum bronze pole  
Fabric number and color:  
7404-71, cork;  
dark brown logo



**3100-733**  
Tommy Bahama  
Signature  
Umbrella  
11 ft. dia. x 8 ft. 9 in. H  
Pole type and color:  
2 piece, auto-tilt,  
aluminum bronze pole  
Fabric number and color:  
7404-75, black;  
white logo




**3100-765**  
Tommy Bahama  
Signature  
Umbrella  
11 ft. dia. x 8 ft. 9 in. H  
Pole type and color:  
2 piece, auto-tilt,  
aluminum bronze pole  
Fabric number and color:  
7404-21, ginkgo;  
white logo



**3100-793**  
Tommy Bahama  
Signature  
Umbrella  
11 ft. dia. x 8 ft. 9 in. H  
Pole type and color:  
2 piece, auto-tilt,  
aluminum bronze pole  
Fabric number and color:  
7408-31, neptune;  
white logo



**3100-35CUB**  
Tommy Bahama  
Cast Aluminum  
Umbrella Base  
18 in. dia. x 21H in.



**3100-UBWT**  
Extra Ballast Weight  
30 pounds; not shown

Umbrella canopies are 11-foot diameter and double wind vented.

\* Canopies have two silk screened Tommy Bahama logos (shown above) and one color ink as noted.

\* The extra ballast weight is for stability against winds, but is not required for use with umbrella stand.

All aluminum umbrellas are auto-tilt and have the distinctive scripted TB monogram on the crank handle.






The Final Touches program is a collection of options that can be selected to create your custom outdoor upholstery at **NO CHARGE**.

Simply choose your seat fabric to determine the graded price, then select any combination of the following options to create your unique custom outdoor upholstery:



**Contrast with FABRIC....using any fabric Grades A-B-C-D-E**

- on both sides of standard throw or kidney pillows
- on one side of standard throw or kidney pillows
- on back cushions (where standard)
- on kidney pillow borders



**Contrast with WELT....using any fabric Grades A-B-C-D-E**

- on standard throw or kidney pillows
- on back cushions
- on seat cushions



**Contrast with TRIM....on standard throw or kidney pillows**

- add outdoor decorative fringe
- add outdoor decorative cord

**ADDITIONAL DECORATIVE PILLOWS**



**8881-18  
Throw Pillow**

18W x 18H in.  
If contrast welt is not specified, self-welt will be applied.  
Contrast welt available at upcharge. Fringe or cord available at upcharge.  
Dual fabrics are priced at a higher grade.  
Available fabric grades: A, COM, B, C, D, E, F, G, H.  
Contact a Tommy Bahama Outdoor dealer for further details.



**8881-20  
Throw Pillow**

20W x 20H in.  
If contrast welt is not specified, self-welt will be applied.  
Contrast welt available at upcharge. Fringe or cord available at upcharge.  
Dual fabrics are priced at a higher grade.  
Available fabric grades: A, COM, B, C, D, E, F, G, H.  
Contact a Tommy Bahama Outdoor dealer for further details.



**8881-22  
Throw Pillow**

22W x 22H in.  
If contrast welt is not specified, self-welt will be applied.  
Contrast welt available at upcharge. Fringe or cord available at upcharge.  
Dual fabrics are priced at a higher grade.  
Available fabric grades: A, COM, B, C, D, E, F, G, H.  
Contact a Tommy Bahama Outdoor dealer for further details.



**8881-23  
Kidney Pillow**

24W x 12H in.  
If contrast welt is not specified, self-welt will be applied.  
Contrast welt available at upcharge. Fringe or cord available at upcharge.  
Dual fabrics are priced at a higher grade.  
Available fabric grades: A, COM, B, C, D, E, F, G, H.  
Contact a Tommy Bahama Outdoor dealer for further details.



**8881-24  
Throw Pillow**

24W x 24H in.  
If contrast welt is not specified, self-welt will be applied.  
Contrast welt available at upcharge. Fringe or cord available at upcharge.  
Dual fabrics are priced at a higher grade.  
Available fabric grades: A, COM, B, C, D, E, F, G, H.  
Contact a Tommy Bahama Outdoor dealer for further details.

NOTE: Pillow fill is 100% all-weather fiber with water resistant ticking that is thermally sealed to prevent water penetration.

# Paradise Pillows

Paradise Pillows feature signature Tommy Bahama designs to enhance any outdoor setting. They are available only as shown. The pillow fill is 100% all-weather fiber with a water resistant ticking that is thermally sealed to prevent water penetration. The same designs are utilized on coordinating Island Ottomans, meaning the AA designation has the same graphic design on the pillow face as the seat of the slipcover ottoman. The fabric on the pillow back matches the fabric on the welts and skirts of the ottoman.



**In The Drink**  
**8880-18AA** 18W x 18H in.  
**8880-20AA** 20W x 20H in.  
**8880-24AA** 24W x 24H in.  
 Available only as shown:  
 Face 4500-61, Back 7409-11,  
 Welt 7404-41



**Anchor's Away**  
**8880-18BB** 18W x 18H in.  
**8880-20BB** 20W x 20H in.  
**8880-24BB** 24W x 24H in.  
 Available only as shown:  
 Face 5000-61, Back 7408-31,  
 Welt 7408-31



**King Putt**  
**8880-18CC** 18W x 18H in.  
**8880-20CC** 20W x 20H in.  
**8880-24CC** 24W x 24H in.  
 Available only as shown:  
 Face 5100-61, Back 7408-31,  
 Welt 7404-21



**Par & Bar**  
**8880-18KK** 18W x 18H in.  
**8880-20KK** 20W x 20H in.  
**8880-24KK** 24W x 24H in.  
 Available only as shown:  
 Face 5600-11, Back 7409-11,  
 Welt 7404-41



**Par & Bar (Ocean)**  
**8880-18LL** 18W x 18H in.  
**8880-20LL** 20W x 20H in.  
**8880-24LL** 24W x 24H in.  
 Available only as shown:  
 Face 5600-61, Back 7404-41,  
 Welt 7404-71



**Paradise Casino**  
**8880-18MM** 18W x 18H in.  
**8880-20MM** 20W x 20H in.  
**8880-24MM** 24W x 24H in.  
 Available only as shown:  
 Face 5800-11, Back 7404-74,  
 Welt 7408-31



**King Putt (Sunbleach)**  
**8880-18DD** 18W x 18H in.  
**8880-20DD** 20W x 20H in.  
**8880-24DD** 24W x 24H in.  
 Available only as shown:  
 Face 5100-41, Back 7408-31,  
 Welt 7404-21



**Long Weekend**  
**8880-18EE** 18W x 18H in.  
**8880-20EE** 20W x 20H in.  
**8880-24EE** 24W x 24H in.  
 Available only as shown:  
 Face 5200-61, Back 7409-71,  
 Welt 7404-74



**Sail Fast**  
**8880-18FF** 18W x 18H in.  
**8880-20FF** 20W x 20H in.  
**8880-24FF** 24W x 24H in.  
 Available only as shown:  
 Face 5300-61, Back 7408-31,  
 Welt 7404-75



**Paradise Casino (Fresco)**  
**8880-18NN** 18W x 18H in.  
**8880-20NN** 20W x 20H in.  
**8880-24NN** 24W x 24H in.  
 Available only as shown:  
 Face 5800-61, Back 7404-72,  
 Welt 7408-31



**Kiwi**  
**8880-18PP** 18W x 18H in.  
**8880-20PP** 20W x 20H in.  
**8880-24PP** 24W x 24H in.  
 Available only as shown:  
 Face 7613-21, Back 7404-21,  
 Welt 7404-21



**Cobalt**  
**8880-18QQ** 18W x 18H in.  
**8880-20QQ** 20W x 20H in.  
**8880-24QQ** 24W x 24H in.  
 Available only as shown:  
 Face 7613-31, Back 7401-31,  
 Welt 7401-31



**Rum Fellas**  
**8880-18GG** 18W x 18H in.  
**8880-20GG** 20W x 20H in.  
**8880-24GG** 24W x 24H in.  
 Available only as shown:  
 Face 5400-61, Back 7404-21,  
 Welt 7404-74



**Cigar Club**  
**8880-18HH** 18W x 18H in.  
**8880-20HH** 20W x 20H in.  
**8880-24HH** 24W x 24H in.  
 Available only as shown:  
 Face 5500-11, Back 7404-41,  
 Welt 7404-75



**Cigar Club (Tobacco)**  
**8880-18JJ** 18W x 18H in.  
**8880-20JJ** 20W x 20H in.  
**8880-24JJ** 24W x 24H in.  
 Available only as shown:  
 Face 5500-61, Back 7404-75,  
 Welt 7404-75



**Chocolate**  
**8880-18RR** 18W x 18H in.  
**8880-20RR** 20W x 20H in.  
**8880-24RR** 24W x 24H in.  
 Available only as shown:  
 Face 7613-71, Back 7404-74,  
 Welt 7404-74



**Burgundy**  
**8880-18SS** 18W x 18H in.  
**8880-20SS** 20W x 20H in.  
**8880-24SS** 24W x 24H in.  
 Available only as shown:  
 Face 7613-51, Back 7401-51,  
 Welt 7401-51

# Island Ottomans

Island Ottomans feature signature Tommy Bahama designs to enhance any outdoor setting. They are available only as shown. Frames are rustproof aluminum, on casters, covered with a padded surface. Slipcovers slide over that padded surface. Island Ottomans and Paradise Pillows coordinate, meaning the AA designation represents the same graphic design on the pillow and ottoman.



**8980-45AA**  
**In The Drink**  
19W x 19D x 17H in.  
Available only as shown:  
Top 4500-61,  
Sides 7409-11,  
Welt 7404-41



**8980-45BB**  
**Anchor's Away**  
19W x 19D x 17H in.  
Available only as shown:  
Top 5000-61,  
Sides 7408-31,  
Welt 7408-31



**8980-45CC**  
**King Putt**  
19W x 19D x 17H in.  
Available only as shown:  
Top 5100-61,  
Sides 7408-31,  
Welt 7404-21



**8980-45KK**  
**Par & Bar**  
19W x 19D x 17H in.  
Available only as shown:  
Top 5600-11,  
Sides 7409-11,  
Welt 7404-41



**8980-45LL**  
**Par & Bar (Ocean)**  
19W x 19D x 17H in.  
Available only as shown:  
Top 5600-61,  
Sides 7404-41,  
Welt 7404-71



**8980-45MM**  
**Paradise Casino**  
19W x 19D x 17H in.  
Available only as shown:  
Top 5800-11,  
Sides 7404-74,  
Welt 7408-31



**8980-45DD**  
**King Putt (Sunbleach)**  
19W x 19D x 17H in.  
Available only as shown:  
Top 5100-41,  
Sides 7408-31,  
Welt 7404-21



**8980-45EE**  
**Long Weekend**  
19W x 19D x 17H in.  
Available only as shown:  
Top 5200-61,  
Sides 7409-71,  
Welt 7404-74



**8980-45FF**  
**Sail Fast**  
19W x 19D x 17H in.  
Available only as shown:  
Top 5300-61,  
Sides 7408-31,  
Welt 7404-75



**8980-45NN**  
**Paradise Casino (Fresco)**  
19W x 19D x 17H in.  
Available only as shown:  
Top 5800-61,  
Sides 7404-72,  
Welt 7408-31



**8980-45PP**  
**Kiwi**  
19W x 19D x 17H in.  
Available only as shown:  
Top 7613-21,  
Sides 7404-21,  
Welt 7404-21



**8980-45QQ**  
**Cobalt**  
19W x 19D x 17H in.  
Available only as shown:  
Top 7613-31,  
Sides 7401-31,  
Welt 7401-31



**8980-45GG**  
**Rum Fellas**  
19W x 19D x 17H in.  
Available only as shown:  
Top 5400-61,  
Sides 7404-21,  
Welt 7404-74



**8980-45HH**  
**Cigar Club**  
19W x 19D x 17H in.  
Available only as shown:  
Top 5500-11,  
Sides 7404-41,  
Welt 7404-75



**8980-45JJ**  
**Cigar Club (Tobacco)**  
19W x 19D x 17H in.  
Available only as shown:  
Top 5500-61,  
Sides 7404-75,  
Welt 7404-75



**8980-45RR**  
**Chocolate**  
19W x 19D x 17H in.  
Available only as shown:  
Top 7613-71,  
Sides 7404-74,  
Welt 7404-74



**8980-45SS**  
**Burgundy**  
19W x 19D x 17H in.  
Available only as shown:  
Top 7613-51,  
Sides 7401-51,  
Welt 7401-51

# VISUAL INDEX

## DEEP SEATING



**3160-11 Veranda Lounge Chair  
Frame Only**

31W x 38.5D x 38.5H in.  
Arm: 24.5H in. Seat: 18H in.  
Inside: 23.5W x 24D in.

**CS3160-11 Veranda Lounge Chair  
Cushion Set**

Standard Feature: One 18" Throw Pillow  
Shown in 7600-41 Gr. F, Cord (in lieu of welt)  
on Seat and Back Cushion 500-41,  
one 18" Throw Pillow in 7601-41 Gr. H  
with Fringe 400-41

*Shown on Pages 4 and 6*

Shown in 7606-71 Gr. E, Cord (in lieu of welt)  
on Seat and Back Cushion 501-79,  
one 18" Throw Pillow in 7405-71 Gr. B  
with Fringe 401-79

*Shown on Page 8*

Shown in 7502-21 Gr. E, one 18" Throw Pillow  
in 7612-21 with Welt in 7404-21 Gr. A  
(7612-21 is a pillow ONLY fabric)

*Shown on Front Cover and Pages 11, 13 and 15*

Shown in 7637-61 Gr. H, one 18" Throw Pillow  
in 7526-61 Gr. G with Fringe 401-53

*Shown on Page 17*



**3160-11SW Veranda Swivel  
Lounge Chair Frame Only**

31W x 38.5D x 38.5H in.  
Arm: 24.5H in. Seat: 18H in.  
Inside: 23.5W x 24D in.

**CS3160-11SW Veranda Swivel  
Lounge Chair Cushion Set**

Standard Feature: One 18" Throw Pillow  
Shown in 7631-71 Gr. H, Welt on Seat and  
Back Cushion in 7405-71 Gr. B, one 18"  
Throw Pillow in 7405-15 Gr. B with  
Cord 501-79

*Shown on Page 9*

Shown in 7609-21 Gr. F, Welt on Seat and Back  
Cushion in 7404-21 Gr. A, one 18" Throw  
Pillow in 7404-21 Gr. A with Cord 500-21

*Shown on Page 14*



**3160-33 Veranda Sofa  
Frame Only**

85W x 38.5D x 37.5H in.  
Arm: 25H in. Seat: 18H in.  
Inside: 77W x 23D in.

**CS3160-33B Veranda  
Boxed Edge Sofa Cushion Set**

Standard Features:

Two 20" Throw Pillows,  
two 18" Throw Pillows

Shown in 7505-41 Gr. G, Welt on Seat and  
Back Cushions in 7400-41 Gr. E, two 20"  
Throw Pillows in 7501-41 Gr. F with Fringe  
400-41, two 18" Throw Pillows in 7601-41  
Gr. H with Cord 500-41

*Shown on Pages 4, 5 and 7*

Shown in 7515-75 Gr. D, Welt on Seat and  
Back Cushions in 7405-71 Gr. B, two 20"  
Throw Pillows in 7606-71 Gr. E with Cord  
501-79, two 18" Throw Pillows in 7631-71  
Gr. H with Fringe 401-79

*Shown on Pages 8 and 9*

Shown in 7608-11 Gr. G, Cord (in lieu of welt)  
on Seat and Back Cushions 500-21, two 20"  
Throw Pillows in 7502-21 Gr. E with Fringe  
400-21, two 18" Throw Pillows in 7609-21  
Gr. F with Fringe 400-21

*Shown on Front Cover and Pages 10, 11,  
12 and 13*

Also available:

**CS3160-33S Veranda  
Scatterback Sofa Cushion Set**

Standard Features:

Five 24" Throw Pillows,  
two 18" Throw Pillows

Shown in 7536-51 Gr. E, three 24" Throw  
Pillows in 7637-61 Gr. H with Cord 501-53,  
two 24" Throw Pillows in 7526-61 Gr. G  
with Fringe 401-53, two 18" Throw Pillows  
in 7606-21 Gr. E with Cord 501-53

*Shown on Pages 16 and 17*



**3160-44 Veranda Ottoman  
Frame Only**

30.5W x 23.5D x 18H in.

**CS3160-44 Veranda Ottoman  
Cushion**

Shown in 7600-41 Gr. F, Cord (in lieu of welt)  
on Seat Cushion 500-41

*Shown on Pages 4 and 6*

Shown in 7606-71 Gr. E, Cord (in lieu of welt)  
on Seat Cushion 501-79

*Shown on Page 8*

Shown in 7637-61 Gr. H

*Shown on Page 17*



**3160-75 Veranda Chaise Lounge  
Frame Only**

34W x 74D x 31.5H in.  
Arm: 25H in. Seat: 19.5H in.  
Inside: 28W x 54D in.

**CS3160-75 Veranda Chaise Lounge  
Cushion Set**

Standard Feature:

One 28 x 12" Kidney Pillow

Shown in 7506-41 Gr. E, one 28 x 12" Kidney Pillow  
in 7505-41 Gr. G with Fringe 400-41

*Shown on Pages 18 and 19*

## OCCASIONAL



**3160-969 Veranda Trunk Cocktail Table**

49W x 29D x 19.25H in.

*Shown on Pages 4, 5, 7, 8 and 9*



**3160-945 Veranda Cocktail Table**

51W x 44D x 20.25H in.

*Shown on Front Cover and Pages 11, 13 and 17*



**3160-953 Veranda Side Table**

26W x 26D x 23H in.

*Shown on Pages 4, 5, 6 and 8*



**3160-954 Veranda Side Table**

24W x 24D x 23H in.

*Shown on Pages 11, 12, 13, 14 and 17*



**3100-200 Alfresco Living  
Pineapple Table**

18.25 dia. x 22H in.

Base with Weatherstone™ top  
*Shown on Pages 11, 12 and 16*

## DINING



**3160-873WT Veranda  
Weatherstone™ Top**

38 dia. x 1.5H in.

**3160-873BB  
Veranda High/Low Bistro Table Base**

17.25W x 17.25D x 34.5-40.5H in.

*Shown on Pages 27, 29 and Back Coverz*



**3160-873ST  
Travertine and Marble Top**

38 dia. x 1.5H in.

**3160-873BB  
Veranda High/Low Bistro Table Base**

17.25W x 17.25D x 34.5-40.5H in.



**3160-870WT**  
Veranda Weatherstone™ Top  
54 dia. x 1.5H in.

**3160-870TB**  
Veranda Table Base  
for 54 in. Dining Table  
24W x 24D x 27.5H in.  
Shown on Pages 2 and 25



**3160-870ST**  
Travertine and Marble Top  
54 dia. x 1.5H in.

**3160-870TB**  
Veranda Table Base  
for 54 in. Dining Table  
24W x 24D x 27.5H in.



**3160-876WT**  
Veranda Weatherstone™ Top  
84W x 44D x 1.5H in.

**3160-876TB**  
Veranda Table Base  
for 84 in. Dining Table  
19.5W x 19.5D x 27.5H in.  
(two bases)  
Shown on Pages 20 and 21



**3160-876ST**  
Travertine and Marble Top  
84W x 44D x 1.5H in.

**3160-876TB**  
Veranda Table Base  
for 84 in. Dining Table  
19.5W x 19.5D x 27.5H in.  
(two bases)



**3160-13 Veranda Dining Chair**  
Frame Only  
24.5W x 27.5D x 39.5H in.  
Arm: 25.5H in. Seat: 19H in.  
Inside: 21W x 19.5D in.

**CS3160-13 Veranda Dining Chair**  
Cushion Set  
Shown in 7600-41 Gr. F  
Shown on Pages 20, 21 and 23

Shown in 7614-21 Gr. E  
Shown on Pages 2 and 25



**3160-13SR Veranda Swivel**  
Rocker Dining Chair Frame Only  
24.5W x 27.5D x 39.5H in.  
Arm: 25.5H in. Seat: 19H in.  
Inside: 21W x 19.5D in.

**CS3160-13SR Veranda Swivel**  
Rocker Dining Chair Cushion Set  
Shown in 7600-41 Gr. F  
Shown on Pages 20, 21 and 23

Shown in 7614-21 Gr. E  
Shown on Pages 2 and 25



**3160-16SW**  
Veranda Swivel Bar Stool  
Frame Only  
23.5W x 25D x 47H in.  
Arm: 37H in. Seat: 31H in.  
Inside: 20.5W x 18D in.

**CS3160-16SW**  
Veranda Swivel Bar Stool  
Cushion Set  
Shown in 7502-21 Gr. E  
Shown on Pages 26, 27 and Back Cover



**3160-17SW**  
Veranda Swivel Counter Stool  
Frame Only  
23.5W x 25D x 41H in.  
Arm: 31H in. Seat: 25H in.  
Inside: 20.5W x 18D in.

**CS3160-17SW**  
Veranda Swivel Counter Stool  
Cushion Set  
Shown in 7501-41 Gr. F, Welt on Seat and  
Back Cushion in 7400-41 Gr. E  
Shown on Pages 28 and 29



## THE FINEST MATERIALS

### CAST ALUMINUM FRAMES

Tommy Bahama Outdoor Living frames are engineered for strength and built to last using endurance cast aluminum. Joints are precision-welded for strength and durability and then ground and polished by hand to ensure a smooth and seamless look.

### ALL-WEATHER WICKER

Tommy Bahama all-weather wicker is crafted from the finest man-made materials and custom designed in exclusive colors, shapes, sizes and patterns to our exacting standards. It is entirely woven by hand, capturing the timeless and classic look of natural wicker or rattan, with exceptional durability. The material is made of high-density polyethylene, a recyclable material with great tensile strength. It is highly resistant to UV exposure, mildew, fading, staining, stretching and cracking. Tommy Bahama all-weather wicker is easy to maintain by cleaning with a mild solution of soap and water.

### CUSTOM FINISHES

Finishes on Tommy Bahama Outdoor Living products are specially formulated, with custom base coats and painstaking handwork, to achieve a unique look. Ultra-durable polyester resin powder-coated finishes are baked on cast aluminum frames, ensuring that they are colorfast and highly resistant to damaging UV rays. Finishes are also corrosion and scratch resistant. The element that sets these designs apart is meticulous handwork using techniques like dry brushing, padding and burnishing that result in a product that is virtually indistinguishable from fine interior home furnishings, yet built to endure the elements.

### WEATHERSTONE TOPS™

The Weatherstone™ top is a man-made product that showcases the best attributes of natural stone, while offering exceptional durability. Tops are UV resistant, stain resistant and protected with a polyurethane sealant that significantly reduces the need for cleaning and maintenance. They are manufactured using a unique composite of fiberglass and concrete, making them extremely strong. All Tommy Bahama Weatherstone™ tops feature exclusive designs, textures and colors. Each top is finished by hand, with artisans recreating the natural character of stone on each top. Because they are hand-finished, no two are exactly alike.

### NATURAL TRAVERTINE AND MARBLE TOPS

The natural beauty of travertine and marble is unsurpassed in creating custom tabletop designs. Intricate patterns used in Tommy Bahama Outdoor Living incorporate three distinctive materials: Ivory Travertine from Spain, Suede Travertine from Central America, and Café Emperador Marble from Spain. The blending of geometric patterns and colors creates a striking design statement. The central field of the Tommy Bahama tabletop is crafted from Ivory Travertine in a classic parquet pattern. Suede Travertine is used around the soft rounded edge of the top, and mixed with the dark Café Emperador Marble in a geometric pattern that forms an elegant decorative border.

## PERFORMANCE FABRICS

Creating a seamless transition from an elegant interior décor to a stylish outdoor space is the essence of refined living today - and blurring the lines between indoor and outdoor living lies in merging beauty and durability. Fabrics must have the sophisticated look and luxurious hand of residential textiles, plus the performance technology to withstand the most extreme outdoor conditions.

The Tommy Bahama Outdoor Living program includes fabrics and trims from industry leaders in performance technology. A “performance fabric” is one with the following attributes:

- Fibers that are solution-dyed to the core, rather than simply on the surface
- Colorfast dyes that are highly resistant to fading from UV exposure
- Fibers that are inherently resistant to mold and mildew
- An extremely tight weave to withstand the wind and elements
- A durable finish for superior stain and water resistance

The Tommy Bahama Outdoor Living program is unique in the industry for its wide-ranging assortment of exceptional performance fabrics and correlating trims, offering the ability to customize upholstery whose impeccable tailoring, seating comfort and designer looks are equally at home, indoors or out.

## WEATHERGUARD™ UPHOLSTERY CUSHIONS

The exclusive Tommy Bahama Outdoor Living WeatherGuard™ cushion is engineered to be highly water resistant, mildew resistant and anti-microbial, while offering the most ultra-comfortable seating in the industry. In fact, the comfort is superior to the cushioning on most fine indoor upholstery. The unique construction consists of (4) distinct layers.

- The inner core is 1.8 lb. density, high-resiliency foam that provides unparalleled support, functioning like a box spring in premium bedding. It is both mold and mildew resistant.
- The second layer is soft-cell foam, designed to provide a relaxed but supportive seat, like a plush mattress.
- The third layer is spun polyester fiber, which is inherently anti-microbial and functions like a pillow-top, offering down-like comfort and a luxurious “crown” to the cushion.
- The fourth layer is a wrapping of water resistant non-woven ticking with a Tommy Bahama watermark to verify its authenticity. This ticking is thermally sealed to prevent water penetration into the layers below.

Seating comfort is one hallmark of the Tommy Bahama Outdoor Living program. The exclusive WeatherGuard™ cushion is your assurance that the quality, look and longevity of the cushioning will match its unsurpassed comfort.

## CARE AND MAINTENANCE & WARRANTY INFORMATION

Please see your authorized Tommy Bahama Outdoor Living dealer, or visit our website at [www.tommybahamaoutdoorliving.com](http://www.tommybahamaoutdoorliving.com)

### NOTE TO FURNITURE RETAILER:

Possession of this catalog does not necessarily constitute authority to purchase and the furnishing of this catalog does not constitute an offer by the Company to sell any of the items contained herein. Lexington Home Brands reserves the right to alter specifications or discontinue items at any time without advance notice. All price lists and catalogs remain the property of LHB, and may not be copied or in any way duplicated without the express written consent of LHB, and must be returned, or made available, without cost, to LHB promptly should our relationship be terminated by either party. Failure to observe this restriction may result in the termination of LHB's relationship with the dealer or legal action or both.

### CONSTRUCTION NOTE:

In order to provide our customers with the best possible quality and/or value, this collection includes items or components produced outside the United States. All Lexington furniture is produced to Lexington design and material specifications and crafted to meet the highest quality standards.



[tommybahamaoutdoorliving.com](http://tommybahamaoutdoorliving.com)

ISLAND ESTATE  
VERANDA



*Tommy Bahama*  
**OUTDOOR LIVING**

To purchase a Tommy Bahama Outdoor Living  
Island Estate Veranda catalog, or locate a retailer in your area,  
call 336.474.5444 or visit [tommybahamaoutdoorliving.com](http://tommybahamaoutdoorliving.com).

9802-3160C