

# Fieldale Lodge



LEXINGTON





4	BEDROOM
12	DINING ROOM
22	LIVING ROOM
46	DETAILS
48	VISUAL INDEX

## Fieldale Lodge

For those drawn to the beauty and majesty of nature, whose passion for the great outdoors inspires them to blend those elements into their home décor, we invite you to experience *Fieldale Lodge* – a lifestyle collection that defines the rustic side of casual elegance.

Reminiscent of the great lodges of an earlier era, the artisan's touch is evident in hand-hewn tops, raised panel molding, gentle distressing, warm burnishing, and graceful shapes in forged iron. The timeworn feel of supple leather is mixed with a rich palette of textures, Kilim patterns, and soft chenilles...serving as an invitation to relax in the comfort of familiar surroundings.

Whether you find respite in a casual urban environment or a private mountain retreat, *Fieldale Lodge* blends the attributes and elements of nature with meticulous craftsmanship, durability, and timeless elegant style.





## Bedroom

The Pine Lakes Bed makes a striking first impression with its generous scale, raised panel molding on the headboard, footboard and side rails, and decorative brass nail trim. The distinctive diamond pattern is thematic throughout the collection, offering a pleasing symmetry to the design.





**Pine Lakes Panel Bed, King**  
455-134C  
86.75W x 92.25L x 71.5H in.

**Tahoe Bedside Chest**  
455-621  
35W x 19D x 33H in.

**Fieldale Lodge Kidney Pillow**  
1003-20  
20W x 20H in.





**Pine Lakes Panel Bed, King**  
455-134C  
86.75W x 92.25L in. x 71.5H in.

**Tahoe Bedside Chest**  
455-621  
35W x 19D x 33H in.



SHOWN RIGHT:  
**Edgewood Chair**  
LL1793-11  
29.5W x 34.75D x 38.5H in.

**Lakeview Mirror**  
455-205  
48W x 36H in.

**Prescott Dresser**  
455-234  
68.5W x 20D x 45H in.



The center drawer of the Prescott Dresser features a false bottom that conceals a felt-lined hidden compartment for storing those items of special value. ♦







**Pine Lakes Panel Bed, King**  
455-134C  
86.75W x 92.25L in. x 71.5H in.

**Castle Pines Nightstand**  
455-622  
28W x 19D x 32H in.

SHOWN RIGHT:  
**Cypress Chest**  
455-307  
44W x 20D x 57H in.





## Dining Room

The Silverton Dining Table, designed to graciously accommodate up to ten, showcases the beauty of a hand-hewn top, characterized by soft undulations in the surface. The Aspen Side Chairs feature a rich Kilim pattern in combination with saddle-soft leather on the seat, and outlined with antique brass nailhead trim.







**Aspen Arm Chair**  
455-881-01  
24W x 28D x 46H in.

**Aspen Side Chair**  
455-880-01  
22W x 28D x 46H in.



SHOWN RIGHT:  
**Silverton Dining Table**  
455-877  
96W x 48D x 30H in.  
Shown without  
(2) 24-inch leaves

**Somerset Leather Arm Chair**  
LL1656-13  
27W x 32D x 44H in.

**Aspen Side Chair**  
455-880-01  
22W x 28D x 46H in.







**Somerset Leather Arm Chair**  
LL1656-13  
27W x 32D x 44H in.

**Somerset Leather Side Chair**  
LL1656-12  
23W x 29.5D x 44H in.



**Silverton Dining Table**  
455-877  
144W x 48D x 30H in.  
Shown with (2) 24-inch leaves

**Aspen Side Chair**  
455-880-01  
22W x 28D x 46H in.

**Somerset Leather Arm Chair**  
LL1656-13  
27W x 32D x 44H in.



**Durango Bistro Table**  
455-873  
68W x 40D x 36H in.

**Pinnacle Counter Stool**  
455-815-01  
23.5W x 23.5D x 39H in.

**Pinnacle Bar Stool**  
455-816-01  
23.5W x 23.5D x 45.25H in.



The Durango Bistro table showcases the soft undulation and beauty of an authentic hand-hewn top. The Pinnacle Bar and Counter Stools feature a return swivel mechanism, saddle-soft leather on the seats and backs, and antique brass nailhead trim. ♦







The Glenwood Buffet features two drop-front, felt-lined drawers that are divided for silver storage. There is one adjustable shelf behind the center doors, and three adjustable shelves behind both the left and right doors for storage. ♦



**Glenwood Buffet**  
455-852  
71.5W x 21D x 37H in.

SHOWN RIGHT:  
**Eagle Sideboard**  
455-869  
74W x 20D x 34.5H in.





## Living Room

The drama of a natural stone fireplace serves as the ideal backdrop for elegant mountain living...and the eclectic mix of materials in Fieldale Lodge. The assortment includes forged metal and a hand-hewn top on the cocktail table, aged canvas and leather on the campaign trunk, an elegant layering of fabric pillows on the leather sofa, and a bold Kilim pattern on the wing chairs. The harmony of complimentary elements works as beautifully in your home as it does in nature.







**Chambers Leather Sofa**  
7209-33-01  
94W x 46D x 36.5H in.

**Eclipse Leather/Fabric Ottoman**  
LL1822-44  
21.5W x 21.5D x 21.5H in.

SHOWN RIGHT:  
**Gunnison End Table Trunk**  
455-969  
25W x 25D x 24H in.

**Chambers Leather Sofa**  
7209-33-01  
94W x 46D x 36.5H in.

**Blackstone Square Cocktail Table**  
455-947  
52W x 52D x 20.25H in.

**Marissa Leather/Fabric Wing Chair**  
LL1841-11  
36W x 38D x 44H in.

The Chambers Leather Sofa features a graceful wooden base, trimmed above the welt line with a striking pattern of nailhead trim. The gently aged leather has a supple hand and a warm rich coloration. The decorative accent pillows shown opposite and on page 27 are optional, offering a custom look by layering patterns, textures and colors. ♦







The fabric covered Gunnison Trunk is a masterful blend of form and function. The exterior is exquisitely detailed with leather strapping, nailhead trim, and aged antique brass hardware. There is a drawer for storage at the bottom, and the top lid opens to reveal a sliding removable tray with file storage below. ♦



**Gunnison End Table Trunk**  
455-969  
25W x 25D x 24H in.

**Chambers Leather Sofa**  
7209-33-01  
94W x 46D x 36.5H in.





Marissa Leather/Fabric Wing Chair  
LL1841-11  
36W x 38D x 44H in.



The Marissa is a dramatic new take on the classic wing chair, featuring a bold Kilim pattern on the seat and inside back. Kilim patterns are known for their distinctive geometric patterns and rich colors. The aged leather on the arms and back of the piece serves to frame the Kilim pattern beautifully. ♦







**Bradbury Wing Chair**  
1538-11  
32.5W x 42D x 41H in.

**Bradbury Ottoman**  
1538-44  
29W x 22D x 18.5H in.

**Eagle Sideboard**  
455-869  
74W x 20D x 34.5H in.



The center door of the Sundance Entertainment Console comes with two interchangeable panels – the etched glass version is shown above and the raised panel version is shown below. There are a total of seven adjustable shelves behind the three doors to accommodate components and media storage. ♦

**Sundance Entertainment Console**  
455-907  
66.75W x 21.5D x 35.5H in.

**Elle Chair**  
1816-11  
39.5W x 43D x 37.5H in.

**Elle Ottoman**  
1816-44  
26.5W x 26.5D x 15.5H in.



The Cohen is a two-piece sectional featuring ample seating for family and friends. For entertaining, the tufted Victoria Cocktail Ottoman is a stylish and functional alternative to a cocktail table. It offers additional seating and a place from which to serve drinks or snacks. On casters, it can also be repositioned in the room with ease. ♦

**Littleton End Table**  
455-957  
26W x 26D x 25H in.

**Cohen Left Arm Facing Wedge Sofa**  
7927-53LWS  
102W x 47D x 36.5H in.

**Cohen Right Arm Facing Wedge Sofa**  
7927-53RWS  
102W x 47D x 36.5H in.

**Victoria Cocktail Ottoman**  
7120-44  
44W x 35.5D x 17H in.







**Blackstone Square Cocktail Table**  
455-947  
52W x 52D x 20.25H in.

SHOWN RIGHT:  
**Elle Chair**  
1816-11  
39.5W x 43D x 37.5H in.

**Elle Ottoman**  
1816-44  
26.5W x 26.5D x 15.5H in.





The undulation in the hand-hewn top of the Cherry Creek Cocktail Table is evident in the soft light of the late afternoon. The graceful iron scrollwork on the base, and decorative corner brackets on the top add to the sense of craftsmanship that defines the collection. ♦

**Cherry Creek Rectangular  
Cocktail Table**  
455-945  
64W x 34D x 20.25H in.

**Wilshire Leather Chair**  
LL1609-11  
32W x 36D x 37H in.

**Chambers Sofa**  
7209-33-02  
94W x 46D x 36.5H in.

**Edgewood Leather Ottoman**  
LL1793-44  
27.5W x 22D x 16.5H in.







**Chambers Sofa**  
7209-33-02  
94W x 46D x 36.5H in.



**Cherry Creek Rectangular  
Cocktail Table**  
455-945  
64W x 34D x 20.25H in.

SHOWN RIGHT:  
**Wilshire Leather Chair**  
LL1609-11  
32W x 36D x 37H in.





**Northwoods Hall Chest**  
455-973  
46W x 19D x 38H in.



With its elegant pendant pulls and distinctive raised panel molding design, the Northwoods Hall Chest is a signature piece in the collection. On the opposite page, there is no more comfortable way to enjoy a remarkable mountaintop view than from the comfort of the tufted leather Elle Chair and Ottoman. ♦

SHOWN RIGHT:  
**Elle Leather Chair**  
7978-11-03  
39.5W x 43D x 37.5H in.

**Elle Leather Ottoman**  
7978-44-03  
26.5W x 26.5D x 15.5H in.







Eclipse Leather Ottoman  
LL7501-44  
21.5W x 21.5D x 21.5H in.

SHOWN RIGHT:  
**Edgewood Leather Chair**  
LL1793-11  
29.5W x 34.75D x 38.5H in.







**Edgewood Leather Chair**  
 LL1793-11  
 29.5W x 34.75D x 38.5H in.

**Edgewood Leather Ottoman**  
 LL1793-44  
 27.5W x 22D x 16.5H in.

**Gunnison End Table Trunk**  
 455-969  
 25W x 25D x 24H in.

SHOWN RIGHT:  
**Moonstone Leather Chair**  
 LL1813-11  
 30.5W x 35D x 34.5H in.





# Fieldale Lodge

## FINISH



### MESA - Series 455

The Mesa finish is a warm mahogany coloration with hand-hewn tops, gentle distressing and hand-burnishing that produces a soft aged patina.

## DINING CHAIR FABRICS



### 606351 Salida

An elegant woven pattern, blending burgundy and earth tone colorations



### 953671 Saddle

A gently-aged saddle brown leather

## HARDWARE

Fieldale Lodge hardware is custom designed with an aged antique brass finish.



## DETAILS



The diamond motif is thematic throughout the collection, showcased by distinctive raised panel molding.



The application of antique brass nails enhances the rustic appeal and adds to the authenticity of the design.




The fabric covered Gunnison Trunk features custom leather strapping, aged brass accents, ample storage and an exterior drawer.




Graceful shapes in hand-forged iron are a testament to artistry and hand craftsmanship.

## DINING TABLE TOP CONFIGURATIONS



455-877 Silverton Rectangular Dining Table



455-877 Silverton Rectangular Dining Table  
shown with (1) 24-in. leaf



455-877 Silverton Rectangular Dining Table  
shown with (2) 24-in. leaves



BEDROOM



**455-133HB PINE LAKES HEADBOARD 5/0 QUEEN**  
Overall Size: 70.25W x 71.5H in.  
.25 inch diameter nailhead trim  
Metal bed frame required to complete bed.  
See options

**455-134HB PINE LAKES HEADBOARD 6/6- 6/0 KING/CALIFORNIA KING**  
Overall Size: 86.75W x 71.5H in.  
.25 inch diameter nailhead trim  
Metal bed frame required to complete bed.  
See options

**455-133C PINE LAKES BED 5/0 QUEEN**  
.25 inch diameter nailhead trim  
Headboard 70.25W x 71.5H in.  
Footboard 67.5W x 32.5H in.  
Overall length 92.25 in.  
Bottom of box springs to floor 9.25 in.  
Bottom of side rail to floor 7.5 in.  
Consists of:  
-133HB Pine Lakes Headboard 5/0 Queen  
-133FB Pine Lakes Footboard 5/0 Queen  
-133SR Side Rails/Support 5/0 Queen

**455-134C PINE LAKES BED 6/6 KING**  
.25 inch diameter nailhead trim  
Headboard 86.75W x 71.5H in.  
Footboard 84W x 32.5H in.  
Overall length 92.25 in.  
Bottom of box springs to floor 9.25 in.  
Bottom of side rail to floor 7.5 in.  
Consists of:  
-134HB Pine Lakes Headboard 6/6-6/0 King/California King  
-134FB Pine Lakes Footboard 6/6-6/0 King/California King  
-134SR Side Rails/Support 6/6 King  
Shown on pages 4, 5, 6, 7, 8, and 10

**455-135C PINE LAKES BED 6/0 CALIFORNIA KING**  
.25 inch diameter nailhead trim  
Headboard 86.75W x 71.5H in.  
Footboard 84W x 32.5H in.  
Overall length 96.25 in.  
Bottom of box springs to floor 9.25 in.  
Bottom of side rail to floor 7.5 in.  
Consists of:  
-134HB Pine Lakes Headboard 6/6-6/0 King/California King  
-134FB Pine Lakes Footboard 6/6-6/0 King/California King  
-135SR Side Rails/Support 6/0 California King

**455-768 DELUXE METAL FRAME 5/0**  
Queen, 6/6 King, 6/0 California King  
Shown on page X



**455-205 LAKEVIEW MIRROR**  
Overall Size 48W x 36H in.  
Plate 38.1875W x 26.1875H in.  
1.25 inch bevel  
Can be used vertically or horizontally  
Shown on page 9

**001-700 MIRROR SUPPORT**  
Shown on page 9



**455-234 PRESCOTT DRESSER**  
Overall Size 68.5W x 20D x 45H in.  
.25 inch diameter nailhead trim  
9 drawers (center drawer has hidden compartment and felt bottom)  
Shown on page 9



**455-307 CYPRESS CHEST**  
Overall Size: 44W x 20D x 57H in.  
8 drawers  
Shown on page 11



**455-621 TAHOE BEDSIDE CHEST**  
Overall Size 35W x 19D x 33H in.  
3 drawers  
Shown on pages 5, 7, and 8



**455-622 CASTLE PINES NIGHTSTAND**  
Overall Size 28W x 19D x 32H in.  
2 drawers  
1 shelf  
Shown on page 10

DINING ROOM



**455-815-01 PINNACLE COUNTER STOOL**  
Overall Size 23.5W x 23.5D x 39H in.  
Seat 19.75W x 19D x 24H in.  
Arm 32.25H in.  
.4375 inch diameter nailhead trim  
Available only in standard leather 953671  
Saddle – Gently aged medium brown leather  
STOOL SHIPS ONE PER BOX  
STOOL SHIPS ASSEMBLED  
Shown on pages 18 and 19



**455-816-01 PINNACLE BAR STOOL**  
Overall Size 23.5W x 23.5D x 45.25H in.  
Seat 19.75W x 19D x 30H in.  
Arm 38.25H in.  
.4375 inch diameter nailhead trim  
Available only in standard leather 953671  
Saddle – Gently aged medium brown leather  
STOOL SHIPS ONE PER BOX  
STOOL SHIPS ASSEMBLED  
Shown on pages 18, 19 and 54



**455-852 GLENWOOD BUFFET**  
Overall Size 71.5W x 21D x 37H in.  
4 doors; 2 drop-front drawers (felt lined and divided for silver); 5 adjustable shelves  
Shown on page 20



**455-869 EAGLE SIDEBOARD**  
Overall Size 74W x 20D x 34.5H in.  
3 drawers; 1 shelf; finished back  
SOME ASSEMBLY REQUIRED  
Shown on pages 21 and 30



**455-873 DURANGO BISTRO TABLE**  
Overall Size 68W x 40D x 36H in.  
Bottom to floor 33.75 in.  
SOME ASSEMBLY REQUIRED  
Shown on page 19



**455-877 SILVERTON RECTANGULAR DINING TABLE**  
Overall Size 96W x 48D x 30H in.  
Extends to 144W with (2) 24-in. leaves  
Bottom of apron to floor 25.75H in.  
SOME ASSEMBLY REQUIRED  
Shown on pages 12, 13, 15 and 17



**455-880-01 ASPEN SIDE CHAIR**  
Overall Size 22W x 28D x 46H in.  
Seat 22W x 18.5D x 19H in.  
.4375 inch diameter nailhead trim  
Available as shown only – Seat in standard leather 953671 Saddle – Gently aged medium brown leather. Back in standard fabric 606351 Salida – Earth tones in an elegant woven pattern  
CHAIR SHIPS TWO PER BOX  
CHAIR SHIPS ASSEMBLED  
Shown on pages 12, 13, 14, 15 and 17



**455-881-01 ASPEN ARM CHAIR**  
Overall Size 24W x 28D x 46H in.  
Seat 20.25W x 18.5D x 19H in.  
Arm 25.25H in.  
.4375 inch diameter nailhead trim  
Available as shown only – Seat in standard leather 953671 Saddle – Gently aged medium brown leather. Back in standard fabric 606351 Salida – Earth tones in an elegant woven pattern  
CHAIR SHIPS TWO PER BOX  
CHAIR SHIPS ASSEMBLED  
Shown on pages 12, 14, 15 and 17



LIVING ROOM



**455-945 CHERRY CREEK  
RECTANGULAR COCKTAIL TABLE**  
Overall Size 64W x 34D x 20.25H in.  
Hand-forged metal base; wood top with  
metal accents  
SOME ASSEMBLY REQUIRED  
Shown on pages 36, 37 and 38



**455-947 BLACKSTONE SQUARE  
COCKTAIL TABLE**  
Overall Size 52W x 52D x 20.25H in.  
Hand-forged metal base; wood top with  
metal accents  
SOME ASSEMBLY REQUIRED  
Shown on pages 23, 25 and 34



**455-957 LITTLETON END TABLE**  
Overall Size 26W x 26D x 25H in.  
Hand-forged metal base; wood top with  
metal accents  
SOME ASSEMBLY REQUIRED  
Shown on pages 32 and 33



**455-969 GUNNISON TRUNK TABLE**  
Overall Size 25W x 25D x 24H in.  
Stained jute panels with leather and brass  
accents; lift lid; storage area; sliding storage  
tray with dividers  
1 drawer; .25 inch diameter nailhead trim  
Shown on pages 22, 25, 26, 27 and 44



**455-973 NORTHWOODS HALL CHEST**  
Overall Size 46W x 19D x 38H in.  
7 drawers  
Shown on page 40

MEDIA ROOM



**455-907 SUNDANCE ENTERTAINMENT  
CONSOLE**  
Overall Size 66.75W x 21.5D x 35.5H in.  
3 doors (center door has interchangeable  
grooved glass/wood panel)  
7 adjustable shelves; grommets for electrical  
cords; ventilated back  
Shown on page 31

UPHOLSTERY



**LL1656-13 SOMERSET LEATHER  
ARM CHAIR**  
Overall 27W x 32D x 44H in.  
Arm 25.5H in. Seat 19H in.  
Inside 18.5W x 19D in.  
Standard Seat Tight  
Standard Back Tight  
Standard Feature #2 Nailhead Trim  
Standard Finish Mezzo  
  
Shown in 9499-71 Gr. 6, contrast Seat  
Cushion in 4874-71 Gr. 3, #2 Nailhead Trim,  
finish Mesa on pages 12, 15, 16 and 17  
  
Also Available  
1656-13 Somerset Arm Chair



**LL1656-12 SOMERSET LEATHER  
SIDE CHAIR**  
Overall 23W x 29.5D x 44H in.  
Seat 19H in.  
Inside 23W x 19D in.  
Standard Seat Tight  
Standard Back Tight  
Standard Feature #2 Nailhead Trim  
Standard Finish Mezzo  
  
Shown in 9499-71 Gr. 6, contrast Seat  
Cushion in 4874-71 Gr. 3, #2 Nailhead Trim,  
finish Mesa on page 16  
  
Also Available  
1656-12 Somerset Side Chair



**1538-11 BRADBURY WING CHAIR**  
Overall 32.5W x 42D x 41H in.  
Arm 24H in. Seat 20H in.  
Inside 23.5W x 23.5D in.  
Standard Seat Cushion Ultra Down  
Standard Back Tight  
Standard Features One 22" Lux Down Throw  
Pillow, #1 Nailhead Trim  
Standard Finish Hawthorne  
  
Shown in 4839-41 Gr. 3, contrast Leather Welt  
on Seat Cushion in 9532-71 Gr. 4, one 22"  
Throw Pillow in 6072-71 Gr. 5 with Leather  
Welt 9532-71 Gr. 4, #1 Nailhead Trim, finish  
Mesa on page 30  
  
Also Available  
LL1538-11 Bradbury Leather Wing Chair

**1538-44 BRADBURY OTTOMAN**  
Overall 29W x 22D x 18.5H in.  
Seat 16.5H in.  
Standard Seat Cushion Ultra Down  
Standard Finish Hawthorne

Shown in 4839-41 Gr. 3, contrast Leather  
Welt on Seat Cushion in 9532-71 Gr. 4,  
finish Mesa on page 30

Also Available  
LL1538-44 Bradbury Leather Ottoman



**LL1609-11 WILSHIRE LEATHER CHAIR**  
Overall 32W x 36D x 37H in.  
Arm 23.5H in. Seat 18.5H in.  
Inside 22.5W x 25D in.  
Standard Seat Tight  
Standard Back Tufted  
Standard Features One 20 x 12" Lux Down  
Fabric Kidney Pillow, #1 Nailhead Trim  
Standard Finish Hawthorne  
  
Shown in 9498-41 Gr. 6, one 20 x 12" Fabric  
Kidney Pillow in 3288-71 Gr. 3 with Welt  
4839-41 Gr. 3, #1 Nailhead Trim, finish Mesa  
on pages 36 and 39  
  
Also Available  
1609-11 Wilshire Chair



**7120-44 VICTORIA COCKTAIL  
OTTOMAN**  
Overall 44W x 35.5D x 17H in.  
Standard Seat Tufted  
Standard Features #2 Nailhead Trim, Casters  
Standard Finish Tamarind  
  
Shown in 6071-61 Gr. 9, #23 Nailhead Trim,  
finish Mesa on page 33  
  
Also Available  
LL7120-44 Victoria Leather Cocktail Ottoman



**LL1793-11 EDGEWOOD LEATHER  
CHAIR**  
Overall 29.5W x 34.75D x 38.5H in.  
Arm 25H in. Seat 18.75H in.  
Inside 23.75W x 27D in.  
Standard Seat Tight  
Standard Back Cushion Blend Down  
Standard Feature #1 Nailhead Trim  
Standard Finish Mesa  
  
Shown in 9532-71 Gr. 4, contrast Back  
Cushion in 5674-71 Gr. 10 with Leather Welt  
9532-71 Gr. 4, #1 Nailhead Trim, finish Mesa  
on pages 9 and 44

Shown in 9496-71 Gr. 5, contrast Back  
Cushion in 6065-51 Gr. 6 with Leather Welt  
9496-71 Gr. 5, #7 Nailhead Trim, finish  
Ebony on pages 42 and 43  
  
Also Available  
1793-11 Edgewood Chair

**LL1793-44 EDGEWOOD LEATHER  
OTTOMAN**  
Overall 27.5W x 22D x 16.5H in.  
Seat 15.5H in.  
Standard Seat Tight  
Standard Feature #1 Nailhead Trim  
Standard Finish Mesa

Shown in 9532-71 Gr. 4, contrast Back  
Cushion in 5674-71 Gr. 10 with Leather Welt  
9532-71 Gr. 4, #1 Nailhead Trim, finish Mesa  
on pages 36 and 44  
  
Also Available  
1793-44 Edgewood Ottoman





**7209-33-01 CHAMBERS LEATHER SOFA**

Overall 94W x 46D x 36.5H in.  
Arm 25H in. Seat 19H in.  
Inside 74W x 24.5D in.  
Standard Seat Cushion Ultra Down  
Standard Back Cushion Blend Down  
Standard Features #1 Nailhead Trim,  
#3 Nailhead Trim  
Standard Finish Available Only As Shown

Available Only as Shown – Shown in 9283-71 Gr. 5, #1 Nailhead Trim on Inside Back, Arms and Base, #3 Nailhead Trim on Base, finish Available Only as Shown on pages 22, 24, 25 and 27

Additional Throw Pillows (not standard):  
Two 22" Throw Pillows in 6069-51 Gr. 10 with Leather Welt 9532-71 Gr. 4, two 22" Throw Pillows in 5675-71 Gr. 5 with Leather Welt 9532-71 Gr. 4, one 22 x 12" Kidney Pillow in 0175-71 Gr. 5 with Leather Welt 9532-71 Gr. 4

Also Available  
7209-33 Chambers Sofa  
LL7209-33 Chambers Leather Sofa  
7209-33-02 Chambers Sofa



**7209-33-02 CHAMBERS SOFA**

Overall 94W x 46D x 36.5H in.  
Arm 25H in. Seat 19H in.  
Inside 74W x 24.5D in.  
Standard Seat Cushion Ultra Down  
Standard Back Cushion Blend Down  
Standard Features Four 22" Lux Down Throw Pillows, #1 Nailhead Trim, #3 Nailhead Trim  
Standard Finish Available Only As Shown

Available Only as Shown – Shown in 4877-11 Gr. 3, two 22" Throw Pillows in 3288-71 Gr. 3 with Leather Welt 9498-41 Gr. 6, two 22" Throw Pillows in 5676-11 Gr. 5 with Leather Welt 9498-41 Gr. 6, #1 Nailhead Trim on Inside Back, Arms and Base, #3 Nailhead Trim on Base, finish Available Only as Shown on pages 37 and 38

Also Available  
7209-33 Chambers Sofa  
LL7209-33 Chambers Leather Sofa  
7209-33-01 Chambers Leather Sofa



**LL1841-11 MARISSA LEATHER/FABRIC WING CHAIR**

Overall 36W x 38D x 44H in.  
Arm 26H in. Seat 19.5H in.  
Inside 22W x 23D in.  
Standard Seat Cushion Ultra Down  
Standard Back Tight  
Standard Feature #1 Nailhead Trim  
Standard Finish Available Only As Shown

Available Only as Shown – Shown in 9283-71 Gr. 5, contrast Inside Back, Inside Wing and Seat Cushion in 6069-51 Gr. 10 with Leather Welt on Seat Cushion 9283-71 Gr. 5, #1 Nailhead Trim, finish Available Only as Shown on pages 23, 25, 28 and 29

Also Available  
7204-11 Marissa Wing Chair  
LL7204-11 Marissa Leather Wing Chair  
7204-11-02 Marissa Leather Wing Chair



**LL1822-44 ECLIPSE LEATHER/FABRIC OTTOMAN**

Overall 21.5W x 21.5D x 21.5H in.  
Seat 18.5H in.  
Standard Seat Tight  
Standard Feature #2 Nailhead Trim  
Standard Finish Available Only As Shown

Available Only as Shown – Shown in 6069-51 Gr. 10, contrast Leather Top in 9283-71 Gr. 5, #2 Nailhead Trim, finish Available Only as Shown on page 24

Also Available  
7501-44 Eclipse Ottoman  
LL7501-44 Eclipse Leather Ottoman



**1816-11 ELLE CHAIR**

Overall 39.5W x 43D x 37.5H in.  
Arm 20.5H in. Seat 16.5H in.  
Inside 19.5W x 25D in.  
Standard Seat Cushion Ultra Down  
Standard Back Tufted  
Standard Features #1 Nailhead Trim,  
#3 Nailhead Trim  
Standard Finish Available Only As Shown

Available Only as Shown – Shown in 4871-71 Gr. 2, Leather Body Welt, Base Border and Buttons in 9532-71 Gr. 4, #1 Nailhead Trim on Arms, #3 Nailhead Trim on Base, finish Available Only as Shown on pages 31 and 35

Also Available  
7978-11 Elle Chair  
LL7978-11 Elle Leather Chair  
7978-11-02 Elle Leather Chair  
7978-11-03 Elle Leather Chair

**1816-44 ELLE OTTOMAN**

Overall 26.5W x 26.5D x 15.5H in.  
Standard Seat Tufted  
Standard Feature #3 Nailhead Trim  
Standard Finish Available Only As Shown

Available Only as Shown – Shown in 4871-71 Gr. 2, Leather Body Welt, Base Border and Buttons in 9532-71 Gr. 4, #3 Nailhead Trim on Base, finish Available Only as Shown on pages 31 and 35

Also Available  
7978-44 Elle Ottoman  
LL7978-44 Elle Leather Ottoman  
7978-44-02 Elle Leather Ottoman  
7978-44-03 Elle Leather Ottoman



**7927-53LWS COHEN LEFT ARM FACING WEDGE SOFA**

Overall 102W x 47D x 36.5H in.  
Arm 24.5H in. Seat 18H in.  
Inside 62W x 26.5D in.  
Standard Seat Cushion Ultra Down  
Standard Back Cushion Blend Down  
Standard Feature Three 22" Lux Down Throw Pillows  
Standard Finish Canyon

Shown in 4873-71 Gr. 3, one 22" Throw Pillow in 4874-51 Gr. 3 with Welt 4874-71 Gr. 3, one 22" Throw Pillow in 6071-61 Gr. 9 with Welt 4874-71 Gr. 3, one 22" Throw Pillow in 4874-71 Gr. 3, #22 Nailhead Trim on Arms, #24 Nailhead Trim on Base, finish Mesa on page 32

Also Available  
LL7927-53LWS Cohen Left Arm Facing Leather Wedge Sofa  
7927-53LWS-02 Cohen Left Arm Facing Leather Wedge Sofa

**7927-53RWS COHEN RIGHT ARM FACING WEDGE SOFA**

Overall 102W x 47D x 36.5H in.  
Arm 24.5H in. Seat 18H in.  
Inside 62W x 26.5D in.  
Standard Seat Cushion Ultra Down  
Standard Back Cushion Blend Down  
Standard Feature Three 22" Lux Down Throw Pillows  
Standard Finish Canyon

Shown in 4873-71 Gr. 3, one 22" Throw Pillow in 4874-51 Gr. 3 with Welt 4874-71 Gr. 3, one 22" Throw Pillow in 6071-61 Gr. 9 with Welt 4874-71 Gr. 3, one 22" Throw Pillow in 4874-71 Gr. 3, #22 Nailhead Trim on Arms, #24 Nailhead Trim on Base, finish Mesa on page 33

Also Available  
LL7927-53RWS Cohen Right Arm Facing Leather Wedge Sofa  
7927-53RWS-02 Cohen Right Arm Facing Leather Wedge Sofa



**7978-11-03 ELLE LEATHER CHAIR**

Overall 39.5W x 43D x 37.5H in.  
Arm 20.5H in. Seat 16.5H in.  
Inside 19.5W x 25D in.  
Standard Seat Cushion Ultra Down  
Standard Back Tufted  
Standard Features #1 Nailhead Trim, #3 Nailhead Trim  
Standard Finish Available Only As Shown

Available Only as Shown – Shown in 9532-71 Gr. 4, #1 Nailhead Trim on Arms, #3 Nailhead Trim on Base, finish Available Only as Shown on page 41

Also Available  
7978-11 Elle Chair  
LL7978-11 Elle Leather Chair  
7978-11-02 Elle Leather Chair  
1816-11 Elle Chair (Couture Seating)

**7978-44-03 ELLE LEATHER OTTOMAN**

Overall 26.5W x 26.5D x 15.5H in.  
Standard Seat Tufted  
Standard Feature #3 Nailhead Trim  
Standard Finish Available Only As Shown

Available Only as Shown – Shown in 9532-71 Gr. 4, #3 Nailhead Trim on Base, finish Available Only as Shown on page 41

Also Available  
7978-44 Elle Ottoman  
LL7978-44 Elle Leather Ottoman  
7978-44-02 Elle Leather Ottoman  
1816-44 Elle Ottoman (Couture Seating)



**LL7501-44 ECLIPSE LEATHER OTTOMAN**

Overall 21.5W x 21.5D x 21.5H in.  
Seat 18.5H in.  
Standard Seat Tight  
Standard Feature #2 Nailhead Trim  
Standard Finish Manhattan

Shown in 9481-51 Gr. 5, contrast Fabric Top in 5673-71 Gr. 4, #8 Nailhead Trim, finish Ebony on page 42

Also Available  
7501-44 Eclipse Ottoman  
LL1822-44 Eclipse Leather/Fabric Ottoman (Couture Seating)



**LL1813-11 MOONSTONE LEATHER CHAIR**

Overall 30.5W x 35D x 34.5H in.  
Arm 22H in. Seat 18.5H in.  
Inside 23W x 19.5D in.  
Standard Seat Cushion Ultra Plush  
Standard Back Cushion Poly/Dacron  
Standard Finish Metal

Available Only as Shown – Shown in 9532-71 Gr. 4, contrast Seat and Back Cushion in 9542-71 with Leather Welt 9532-71 Gr. 4 on page 45

Also Available  
7429-11 Moonstone Chair  
LL7429-11 Moonstone Chair  
LL1811-11 Moonstone Chair (Couture Seating)  
LL1865-11 Moonstone Chair (Couture Seating)




**1003-20 FIELDALE LODGE KIDNEY PILLOW**

Overall 20W x 20H in.  
Standard Feature Lux Down Pillow Fill  
Available Only as Shown - Shown in One Side in 9542-71 / One Side in 4874-71 Gr. 3 with Leather Welt 9532-71 Gr. 4 on pages 5 and 7.

**View the Fieldale Lodge Video on your iPhone or other 3G Smartphone**

To access and experience the video on your mobile device, download and install the free Tag Reader application at [www.gettag.mobi](http://www.gettag.mobi)



Once the app is installed and launched, simply aim your smart phone camera at the box above and snap it to access the video.





## CARING FOR YOUR LEXINGTON HOME BRANDS FURNITURE

### WOOD

- Avoid prolonged exposure to direct sunlight.
- Do not leave plastic or rubber materials on wood surfaces.
- Wipe up spills immediately.
- Clean with a reliable non-silicone furniture polish – always rub with the grain.
- Avoid common hazards such as hot dishes (use a protective pad), harsh solvents (nail polish remover, alcohol), and abrasives.

### ANTIQUED BRASS AND METAL

- Maintain with regular dusting.
- Wipe up spills immediately.
- Clean with mild soap and water, dry thoroughly – do not use a brass cleaner (it will damage the lacquer)

### LEATHER CHARACTERISTICS

Luxury, durability and comfort are inherent qualities of fine leather furniture. Lexington Home Brands has made every effort to ensure that we offer the best selection of premium leathers available in the marketplace today.

Differences in types of hides, tanning methods and finishes mean wide variations in characteristics. Unique to genuine leather are the natural features acquired as the animal develops, including neck wrinkles, scars, scratches, insect bites, stretch marks, grain, backbone markings and color nuances. These variations are not flaws, but features which

enhance the natural beauty and character of leather, and will not affect durability and strength. Please remember that no two hides are alike, therefore color and texture may vary and exact matches are not always possible.

When leather is the most durable of furniture covers, it still requires routine maintenance and cleaning. To prevent drying and fading, keep leather furniture away from direct sunlight and avoid close proximity to heating sources. Regular dusting with a clean, white cloth is recommended on a weekly basis. Keep in mind that leather is not indestructible - it can be scratched, cut and marked with sharp objects just as fabric. For more information on recommended products to care for and enhance the longevity of your furniture please see your authorized Lexington Home Brands Retailer.

### UPHOLSTERY

See the Lexington Upholstery and Leather Catalog for more information on cleaning and care for your product. Available from your retailer, by visiting [lexington.com](http://lexington.com) or by phoning 336.474.5300, ext. 2. For current fabric information, see your Lexington Upholstery dealer.

**CAUTION:** Never remove cushion covers for separate dry-cleaning or washing, even though they do have zippers. Do not use bleach or

any tumble method cleaning service as this may destroy the backing of the fabric or shrink or otherwise damage the upholstery fabric.

### NOTE TO FURNITURE RETAILER:

Possession of this catalog does not necessarily constitute authority to purchase and the furnishing of this catalog does not constitute an offer by the Company to sell any of the items contained herein. Lexington Home Brands reserves the right to alter specifications or discontinue items at any time without advance notice. All price lists and catalogs remain the property of LHB, and may not be copied or in any way duplicated without the express written consent of LHB, and must be returned, or made available, without cost, to LHB promptly should our relationship be terminated by either party. Failure to observe this restriction may result in the termination of LHB's relationship with the dealer or legal action or both.

**CONSTRUCTION NOTE:** In order to provide our customers with the best possible quality and/or value, this collection includes items or components produced outside the United States. All Lexington furniture is produced to Lexington design and material specifications and crafted to meet the highest quality standards.

LEXINGTON  
HOME BRANDS



# Fieldale Lodge



To purchase a Fieldale Lodge catalog or locate a dealer in your area,  
visit [lexington.com](http://lexington.com), or call 336-474-5300 ext 2.

LEXINGTON  
HOME BRANDS

[lexington.com](http://lexington.com)

9802-455C