

Mirage



LEXINGTON





## Mirage

Those passionate about modern design find their inspiration in bold, imaginative styling that retains its authenticity and enduring appeal. The most compelling designs start with familiar elements and then captivate the eye with evolutionary lines, remarkable materials and an entirely fresh perspective.

Lexington is pleased to introduce Mirage. The elegance of rich Walnut veneer, the figured patterns of Mappa Burl, and the brilliance of polished stainless steel impart a swagger to chic contemporary lines. Refined metropolitan styling and a convergence of diverse elements embody a lifestyle with the lure of an oasis in a world of modern design.



page 4  
BEDROOM

page 14  
DINING ROOM

page 22  
LIVING ROOM

page 44  
DETAILS

page 46  
VISUAL INDEX



MIRAGE  
BEDROOM

The figured patterns of Mappa Burl behind Walnut fretwork confer an elegant look on the clean modern lines of the Harlow Bed.







458-133C Harlow Panel Bed, Queen  
64W x 86.75L x 61.5H in.

458-620 Lombard Nightstand  
30W x 18D x 30H in.

1529-25 Bette Bench  
60W x 19D x 26.5H in.

458-201 Fontaine Round Mirror  
42 in. diameter

458-221 Garland Dresser  
50W x 20D x 33H in.



Reversible panels on the Harlow bed offer the option of Mappa Burl behind decorative fretwork as shown here, or Quartered Walnut as shown on the facing page.



458-134C Harlow Panel Bed, King  
80.5W x 86.75L x 61.5H in.

458-621 Bergman Glass Top Nightstand  
38W x 20D x 29H in.

LL7128-44AA Marilyn Leather Ottoman  
35W x 19.5D x 19.5H in.







SHOWN ABOVE:  
458-621 Bergman Glass Top Nightstand  
38W x 20D x 29H in.

458-134C Harlow Panel Bed, King  
80.5W x 86.75L x 61.5H in.

SHOWN RIGHT:  
458-620 Lombard Nightstand  
30W x 18D x 30H in.

458-133C Harlow Panel Bed, Queen  
64W x 86.75L x 61.5H in.

1529-25 Bette Bench  
60W x 19D x 26.5H in.



Like fine jewelry, the intricate detail of the Mirage ring pulls in a polished silver finish provide a sparkle against the Quartered Walnut and Mappa Burl drawer fronts.







SHOWN LEFT:  
458-205 O'Hara Mirror  
40W x 48H in.

458-234 Hepburn Dresser  
74W x 20D x 33H in.

7110-11 Greta Chair  
29W x 32D x 35H in.

SHOWN ABOVE:  
458-221 Garland Dresser  
50W x 20D x 33H in.  
Two shown





SHOWN ABOVE:  
458-329 Brando Gentleman's Chest  
50W x 21D x 59.5H in.

SHOWN LEFT:  
458-201 Fontaine Round Mirror  
42 in. diameter

458-221 Garland Dresser  
50W x 20D x 33H in.

7110-11 Greta Chair  
29W x 32D x 35H in.



MIRAGE  
DINING ROOM

Rich Quartered Walnut against polished stainless steel creates an elegant expression of modern style. Clean architectural lines are repeated in the open fretwork on the backs of the Leigh chairs and table base.








458-876C Monroe Dining Table  
86W x 44D x 30H in.  
Extends to 110 inches with one 24 inch leaf.  
(shown without leaf)

458-882-01 Stuart Leather Chair  
20.5W x 26.75D x 39.75H in.

458-991 Kelly Bookcase  
42W x 17D x 96.25H in.





Behind the two left doors on the Lamour Buffet are adjustable shelves. Behind the right door are four fully-finished and felt-lined drawers with polished silver pulls. The top drawer features a lift-out divided silver tray with silver storage tray underneath.



SHOWN LEFT:  
458-205 O'Hara Mirror  
40W x 48H in.

458-852 Lamour Buffet  
76.25W x 20D x 33H in.

SHOWN ABOVE:  
458-880-01 Leigh Side Chair  
20.5W x 26D x 42H in.

458-881-01 Leigh Arm Chair  
25.5W x 26D x 42H in.

458-876C Monroe Dining Table  
86W x 44D x 30H in.  
Extends to 110 inches with one  
24 inch leaf





SHOWN ABOVE:  
458-882-01 Stuart Leather Chair  
20.5W x 26.75D x 39.75H in.

SHOWN RIGHT:  
458-876C Monroe Dining Table  
86W x 44D x 30H in.  
Extends to 110 inches with one 24 inch leaf.

458-880-01 Leigh Side Chair  
20.5W x 26D x 42H in.

458-881-01 Leigh Arm Chair  
25.5W x 26D x 42H in.

Mirage offers two dining chair designs. The Stuart leather chair offers a bold modern approach, with tailored leather and polished nickel nailhead trim that compliments the stainless steel table base. The soft texture and Walnut fretwork on the Leigh dining chair presents a more classic view, complimenting the Quartered Walnut table top.





MIRAGE  
LIVING ROOM

Sweeping lines and a remarkable  
blending of elements create a bold,  
sophisticated and fresh interpretation  
of inspired contemporary design.







SHOWN ABOVE:  
1563-11 Willow Chair  
25W x 33.5D x 50.5H in.

458-956C Hayworth Lamp Table  
28W x 20D x 24H in.

SHOWN RIGHT:  
458-945C Loren Cocktail Table  
56W x 26D x 19.75H in.

7141-33 Audrey Sofa  
96W x 40D x 36.5H in.  
  
458-956C Hayworth Lamp Table  
28W x 20D x 24H in.

7110-11 Greta Chair  
29W x 32D x 35H in.





The Audrey leather sofa features striking polished nickel legs that compliment matching nailhead trim on the base and on the perimeter of the inside back.



- 458-943C Russell Cocktail Table  
48W x 32D x 19.75H in.
- 7141-33-02 Audrey Leather Sofa  
95W x 40.5D x 36.5H in.
- 458-954C Stanwyck Accent Table  
14W x 14D x 23H in.
- 1563-11 Willow Chair  
25W x 33.5D x 50.5H in
- 458-991 Kelly Bookcase  
42W x 17D x 96.25H in.







458-954C Stanwyck Accent Table  
14W x 14D x 23H in.

7141-33-02 Audrey Leather Sofa  
95W x 40.5D x 36.5H in.



458-943C Russell Cocktail Table  
48W x 32D x 19.75H in.

7141-33-02 Audrey Leather Sofa  
95W x 40.5D x 36.5H in.

1563-11 Willow Chair  
25W x 33.5D x 50.5H in





LL7128-44AA Marilyn Leather Ottoman  
35W x 19.5D x 19.5H in.

7602-22 Sofia Love Seat  
65W x 36D x 36.5H in.

458-221 Garland Dresser  
50W x 20D x 33H in.



7602-22 Sofia Love Seat  
65W x 36D x 36.5H in.

LL7128-44AA Marilyn Leather Ottoman  
35W x 19.5D x 19.5H in.

458-221 Garland Dresser  
50W x 20D x 33H in.





The Elizabeth sofa features a graceful pattern of decorative nailhead trim on the base, continuing around the radius corners of the piece. A double row of nailhead trim is repeated on the arms and back to highlight the soft curves of the silhouette.



SHOWN LEFT TO RIGHT:  
LL7429-11 Moonstone Leather Chair  
30.5W x 35D x 34.5H in.

458-952C Taylor Lamp Table  
24W x 24D x 24H in.

7535-33 Elizabeth Sofa  
87.5W x 44D x 34H in.

1007-24 Mirage Kidney Pillow  
24W x 12H in.

458-954C Stanwyck Accent Table  
14W x 14D x 23H in.

458-953C Bacall Lamp Table  
24W x 24D x 24H in.

1504-11 Gigi Chair  
28.5W x 30D x 35.5H in.





SHOWN LEFT PAGE:  
1504-11 Gigi Chair  
28.5W x 30D x 35.5H in.

458-952C Taylor Lamp Table  
24W x 24D x 24H in.

SHOWN ABOVE:  
7535-33 Elizabeth Sofa  
87.5W x 44D x 34H in.

458-952C Taylor Lamp Table  
24W x 24D x 24H in.

SHOWN LEFT:  
LL7429-11 Moonstone Leather Chair  
30.5W x 35D x 34.5H in.

458-907 Allyson Entertainment Console  
64W x 19D x 27H in.





SHOWN LEFT PAGE:  
458-953C Bacall Lamp Table  
24W x 24D x 24H in.

7154-11 Ava Wing Chair  
30W x 37D x 45.5H in.

SHOWN ABOVE LEFT:  
458-952C Taylor Lamp Table  
24W x 24D x 24H in.

SHOWN ABOVE RIGHT:  
458-956C Hayworth Lamp Table  
28W x 20D x 24H in.





The dramatic 96-inch Kelly bookcase is the collection's statement piece, with its asymmetrical polished stainless shelves and rich Quartered Walnut back. Touch lighting casts a soft glow through four glass shelves.



1563-11 Willow Chair  
25W x 33.5D x 50.5H in

458-933C Rogers Writing Desk  
62W x 28D x 30H in.

458-991 Kelly Bookcase  
42W x 17D x 96.25H in.





458-907 Allyson Entertainment Console  
64W x 19D x 27H in.

LL7429-11 Moonstone Leather Chair  
30.5W x 35D x 34.5H in.



The Allyson entertainment console offers a reversible panel behind the Walnut fretwork, with Mappa Burl on one side and Quartered Walnut on the other.

7154-11 Ava Wing Chair  
30W x 37D x 45.5H in.

458-991 Kelly Bookcase  
42W x 17D x 96.25H in.





SHOWN ABOVE:  
7110-11 Greta Chair  
29W x 32D x 35H in.

458-234 Hepburn Dresser  
74W x 20D x 33H in.

SHOWN RIGHT:  
7110-11 Greta Chair  
29W x 32D x 35H in.


458-954C Stanwyck Accent Table  
14W x 14D x 23H in.







**FINISH**



Cashmere - Series 458  
Contemporary designs crafted from Walnut and Mappa Burl veneers over Mahogany solids in a warm brown Cashmere finish, with custom hardware in a polished silver finish. Selected items feature polished stainless steel bases and accents.

**DINING CHAIR FABRIC AND LEATHER**



491315 Desert Sand –  
Soft woven texture fabric in a vanilla cream coloration



957011 Desert Oasis –  
Supple leather in an vanilla cream coloration

**HARDWARE**



Intricate designs, with the detail of fine jewelry, in a polished silver finish.


**DETAILS**



**DINING TABLE TOP CONFIGURATIONS**



458-876C Monroe Dining Table



458-876C Monroe Dining Table  
shown with one 24-in. leaf



BEDROOM



458-133C HARLOW PANEL BED  
5/0 QUEEN

Overall Size: 64W x 86.75L x 61.5H in.  
Headboard 64W x 61.5H in.  
Footboard 64W x 17.5H in.  
Overall length 86.75 in.  
Bottom of box springs to floor 8.25 in.  
Consists of:  
-133HB Harlow Headboard 5/0 Queen  
-133FB Harlow Footboard 5/0 Queen  
-133SR Side Rails/Support 5/0 Queen  
Decorative fretwork over reversible Mappa  
Burl or Quartered Walnut panels  
*Shown on Pages 6 and 9*

458-134C HARLOW PANEL BED  
6/6 KING

Overall Size: 80.5W x 86.75L x 61.5H in.  
Headboard 80.5W x 61.5H in.  
Footboard 80.5W x 17.5H in.  
Overall length 86.75 in.  
Bottom of box springs to floor 8.25 in.  
Consists of:  
-134HB Harlow Headboard 6/6 King  
-134FB Harlow Footboard 6/6 King  
-134SR Side Rails/Support 6/6 King  
Decorative fretwork over reversible Mappa  
Burl or Quartered Walnut panels  
*Shown on Pages 4, 5, 7 and 8*

458 -135C HARLOW PANEL BED  
6/0 CALIFORNIA KING

Overall Size: 76.5W x 90.75L x 61.5H in.  
Headboard 76.5W x 61.5H in.  
Footboard 76.5W x 17.5H in.  
Overall length 90.75 in.  
Bottom of box springs to floor 8.25 in.  
Consists Of  
-135HB Harlow Headboard  
6/0 California King  
-135FB Harlow Footboard  
6/0 California King  
-135SR Side Rails/Support  
6/0 California King  
Decorative fretwork over reversible Mappa  
Burl or Quartered Walnut panels



458-133HB HARLOW PANEL HEADBOARD  
5/0 QUEEN

Overall Size: 64W x 61.5H in.  
Decorative fretwork over reversible Mappa  
Burl or Quartered Walnut panels

458-134HB HARLOW PANEL HEADBOARD  
6/6 KING

Overall Size: 80.5W x 61.5H in.  
Decorative fretwork over reversible Mappa  
Burl or Quartered Walnut panels

458-135HB HARLOW PANEL HEADBOARD  
6/0 CALIFORNIA KING

Overall Size: 76.5W x 61.5H in.  
Decorative fretwork over reversible Mappa  
Burl or Quartered Walnut panels



458-201 FONTAINE ROUND MIRROR

Overall Size: 42 in. diameter  
Polished stainless steel frame  
Plate 22.625 inch diameter  
1 inch bevel  
*Shown on Cover, pages 6 and 12*



458-205 O'HARA MIRROR

Overall Size: 40W x 48H in.  
Plate 37.375W x 27.375H in.  
1 inch bevel  
Can be hung vertically or horizontally  
*Shown on Pages 10 and 18*



458-221 GARLAND DRESSER

Overall Size: 50W x 20D x 33H in.  
3 drawers with Mappa Burl drawer fronts  
*Shown on Pages 6, 11, 12, 22, 23, 30 and 31*



458-234 HEPBURN DRESSER

Overall Size: 74W x 20D x 33H in.  
9 drawers  
*Shown on Pages 10 and 42*



458-329 BRANDO GENTLEMAN'S CHEST

Overall Size: 50W x 21D x 59.5H in.  
Upper section: 2 tempered glass doors; 10  
drawers with Mappa Burl drawer fronts  
(bottom 2 drawers have felt lined jewelry  
trays); light; grommet for electrical cords  
Lower section: 6 drawers  
*Shown on Page 13*



458-620 LOMBARD NIGHTSTAND

Overall Size: 30W x 18D x 30H in.  
3 drawers  
*Shown on Pages 6 and 9*



458-621 BERGMAN GLASS TOP  
NIGHTSTAND

Overall Size: 38W x 20D x 29H in.  
2 drawers with Mappa Burl drawer fronts;  
wood framed glass top; open compartment  
Open compartment: 34.75W x 18.25D x 7H in.  
*Shown on Pages 5, 7 and 8*

DINING ROOM



458-852 LAMOUR BUFFET

Overall Size: 76.25W x 20D x 33H in.  
3 doors with Mappa Burl accents  
Behind left side facing and center door:  
5 adjustable shelves  
Behind right side facing door: 4 felt lined  
drawers (top drawer has 2 stacking felt-lined  
and divided silver trays)  
*Shown on Cover, pages 14 and 18*



458-876C MONROE DINING TABLE

Overall Size: 86W x 44D x 30H in.  
Overall size with one 24 inch leaf:  
110W x 44D x 30H in.  
Bottom of apron to floor 27 in.  
Consists of:  
-876T Monroe Wood Top  
86W x 44D x 3H in.  
-876P Monroe Metal Pedestal Base  
54W x 34D x 27H in.  
*Shown on Pages 14, 15, 16, 17, 19, 20  
and 21*



458-880-01 LEIGH SIDE CHAIR

Overall Size: 20.5W x 26D x 42H in.  
Seat: 20.5W x 19.75D x 19H in.  
Available only in standard fabric  
491315 Desert Sand - A soft woven  
texture in a vanilla cream coloration  
*Shown on Pages 14, 15, 19 and 21*

458-880 LEIGH SIDE CHAIR

Overall Size: 20.5W x 26D x 42H in.  
Seat: 20.5W x 19.75D x 19H in.  
Available in any Lexington Upholstery fabric  
or COM. If no fabric is specified, chair will  
ship in the standard cover.

COM requires 2 yards of 54-inch material  
with no repeat. Fabrics with a repeat in  
excess of 28 in. will require 20% additional  
yardage. See COM instructions inside front  
cover of price list.



458-881-01 LEIGH ARM CHAIR

Overall Size: 25.5W x 26D x 42H in.  
Arm: 24.5H in.  
Seat:19.5W x 19.75D x 19H in.  
Available only in standard fabric  
491315 Desert Sand - A soft woven  
texture in a vanilla cream coloration  
*Shown on Pages 15, 19 and 21*

458-881 LEIGH ARM CHAIR

Overall Size: 25.5W x 26D x 42H in.  
Arm: 24.5H in.  
Seat:19.5W x 19.75D x 19H in.  
Available in any Lexington Upholstery fabric  
or COM. If no fabric is specified, chair will  
ship in the standard cover.

COM requires 2 yards of 54-inch material  
with no repeat. Fabrics with a repeat in  
excess of 28" will require 20% additional  
yardage. See COM instructions inside front  
cover of price list.



458 -882-01 STUART LEATHER CHAIR

Overall Size: 20.5W x 26.75D x 39.75H in.  
Seat: 20.5W x 18.5D x 19H  
.4375 diameter nailhead trim  
Available only in standard leather  
957011 Desert Oasis - A supple leather in a  
vanilla cream coloration  
*Shown on Pages 16, 17 and 20*

LIVING ROOM



458-943C RUSSELL GLASS TOP  
COCKTAIL TABLE

Overall Size: 48W x 32D x 19.75H in.  
Consists of:  
-943 Russell Metal Cocktail Table Base  
48W x 32D x 19H in.  
-943T Ultra Clear Glass Top  
48W x 32D x .625H in.  
*Shown on Pages 26, 27, 28 and 29*



458-945C LOREN COCKTAIL TABLE

Overall Size: 56W x 26D x 19.75H in.  
Consists of:  
-945 Loren Metal Cocktail Table Base  
52W x 25D x 17.5H in.  
-945T Loren Wood Top  
56W x 26D x 2.25H in.  
*Shown on Pages 2 and 25*





**458-952C TAYLOR LAMP TABLE**  
Overall Size: 24W x 24D x 24H in.  
Consists of:  
-952 Taylor Metal Lamp Table Base  
24W x 24D x 21.75H in.  
-952T Taylor Wood Top  
24W x 24D x 2.25H in.  
*Shown on Pages 32, 34, 35 and 37*



**458-953C BACALL LAMP TABLE**  
Overall Size: 24W x 24D x 24H in.  
2 shelves  
Consists of:  
-953B Bacall Metal Lamp Table Base  
24W x 24D x 24H in.  
-953S Bacall Wood Shelves and Top  
*Shown on Pages 33 and 36*



**458-954C STANWYCK GLASS TOP ACCENT TABLE**  
Overall Size: 14W x 14D x 23H in.  
Consists of:  
-954 Stanwyck Metal Accent Table Base  
14W x 14D x 22.25H in.  
-954T Ultra Clear Glass Top  
14W x 14D x .625H in.  
*Shown on Pages 23, 27, 28, 33 and 43*



**458-956C HAYWORTH LAMP TABLE**  
Overall Size: 28W x 20D x 24H in.  
1 drawer; finished back  
Consists of:  
-956B Hayworth Metal Lamp Table Base  
27.25W x 19D x 18H in.  
-956T Hayworth Wood Top  
28W x 20D x 6H in.  
*Shown on Pages 2, 24, 25 and 37*



**458-991 KELLY BOOKCASE**  
Overall Size: 42W x 17D x 96.25H in.  
Metal frame; 4 glass shelves, wood top and bottom panel; wood back panel; 2 halogen lights with 3 way touch button  
*Shown on Pages 2, 16, 26, 36, 38, 39, 41 and 51*



**458-907 ALLYSON ENTERTAINMENT CONSOLE**  
Overall Size: 64W x 19D x 27H in.  
2 doors with reversible Mappa Burl/Quartered Walnut panels; 6 adjustable shelves; grommet for electrical cords  
*Shown on Pages 35, 40 and 41*



**458-933C ROGERS WRITING DESK**  
Overall Size: 62W x 28D x 30H in.  
3 drawers (center drawer has a partitioned pencil tray)  
Consists of:  
-933T Rogers Wood Desk Top  
62W x 28D x 4.25H in.  
-933B Rogers Metal Desk Base  
44W x 25.75D x 25.75H in.  
*Shown on Pages 38, 39 and 51*

UPHOLSTERY



**LL7128-44AA MARILYN LEATHER OTTOMAN**  
Overall: 35W x 19.5D x 19.5H in.  
Seat: 19H in.  
Standard Seat: Tight  
Standard Feature: Metal Button Pulls  
Standard Finish: Available Only As Shown  
Available Only As Shown – Shown in 9581-11 (Silver Python), Metal Button Pulls, finish Available Only As Shown  
*Shown on Pages 7, 22, 23, 30, 31 and 51*

*Also Available:*  
**7128-44 MARILYN OTTOMAN**  
**LL7128-44 MARILYN LEATHER OTTOMAN**



**1529-25 BETTE BENCH**  
Overall: 57W x 19D x 26.5H in.  
Arm: 26.5H in., Seat: 19H in.  
Inside: 47.5W x 19D in.  
Standard Seat: Tight  
Standard Features: Two 17 x 5" Bolsters, Burl Outside End Panels  
Standard Finish: Available Only As Shown  
Shown in 4764-15 Gr. 5, two 17 x 5" Bolsters in 4959-71 Gr. 4 with Welt and Buttons on Bolster in 4764-15 Gr. 5, finish Available Only As Shown  
*Shown on Pages 6 and 9*



**7602-22 SOFIA LOVE SEAT**  
Overall: 65W x 36D x 36.5H in.  
Arm: 24H in., Seat: 19H in.  
Inside: 56.5W x 23.5D in.  
Standard Seat: Ultra Down  
Standard Back: Tight  
Standard Feature: Two 27 x 12" Boxed Kidney Pillows  
Standard Finish: Cashmere  
Shown in 4961-11 Gr. 4, two 27 x 12" Boxed Kidney Pillows in 4948-31 Gr. 5 with Welt in 4947-31 Gr. 4, finish Cashmere  
*Shown on Pages 22, 23, 30 and 31*

*Also Available:*  
**LL7602-22 SOFIA LEATHER LOVE SEAT**



**7141-33 AUDREY SOFA**  
Overall: 96W x 40D x 36.5H in.  
Arm: 24.75H in., Seat: 18.5H in.  
Inside: 85.5W x 23D in.  
Standard Seat: Ultra Down  
Standard Back: Channel  
Standard Features: Three 28 x 12" Boxed Kidney Pillows, Buttons, #13 Nailhead Trim  
Standard Finish: Cashmere  
Shown in 4957-11 Gr. 3, three 28 x 12" Kidney Pillows in 4764-15 Gr. 5, #13 Nailhead Trim, finish Cashmere  
*Shown on Pages 2, 24 and 25*

*Also Available:*  
**LL7141-33 AUDREY LEATHER SOFA**  
**7141-33-02 AUDREY LEATHER SOFA**



**7110-11 GRETA CHAIR**  
Overall: 29W x 32D x 35H in.  
Arm: 18.5H in., Seat: 19.5H in.  
Inside: 23W x 21D in.  
Standard Seat: Ultra Down  
Standard Back: Tight  
Standard Features: One 17 x 10" Kidney Pillow, #13 Nailhead Trim  
Standard Finish: Cashmere  
Shown in 6130-31 Gr. 10, one 17 x 10" Kidney Pillow in 4947-31 Gr. 4, #13 Nailhead Trim, finish Cashmere  
*Shown on Pages 10 and 42*  
Shown in 4959-71 Gr. 4, one 17 x 10" Kidney Pillow in 4764-15 Gr. 5, #13 Nailhead Trim, finish Cashmere  
*Shown on Pages 2, 12, 25 and 43*

*Also Available:*  
**LL7110-11 GRETA LEATHER CHAIR**



**7154-11 AVA WING CHAIR**  
Overall: 30W x 37D x 45.5H in.  
Arm: 19.5H in., Seat: 19H in.  
Inside: 22W x 22D in.  
Standard Seat: Ultra Down  
Standard Back: Tight  
Standard Features: #13 Nailhead Trim – Outside Arms, #15 Nailhead Trim – Front Base  
Standard Finish: Cashmere  
Shown in 6133-11 Gr. 10, Body Welt in 4764-15 Gr. 5, #13 Nailhead Trim – Outside Arms, #15 Nailhead Trim – Front base, finish Cashmere  
*Shown on Pages 36 and 41*



Shown in 4945-71 Gr. 3, #13 Nailhead Trim – Outside Arms, #15 Nailhead Trim – Front Base, finish Cashmere  
*Shown on Page 41*

*Also Available:*  
**LL7154-11 AVA LEATHER WING CHAIR**



**7141-33-02 AUDREY LEATHER SOFA**  
Overall: 95W x 40.5D x 36.5H in.  
Arm: 24.75H in., Seat: 18.5H in.  
Inside: 86W x 27D in.  
Standard Seat: Ultra Down  
Standard Back: Channel  
Standard Features: Three 28 x 12" Fabric Boxed Kidney Pillows, #13 Nailhead Trim – Inside Back, #15 Nailhead Trim – Front Base  
Standard Finish: Available Only As Shown  
Available Only As Shown  
Shown in 9585-11 Gr. 3, three 28 x 12" Fabric Boxed Kidney Pillows in 6134-71 Gr. 8 with Welt in 4945-71 Gr. 3, #13 Nailhead Trim – Inside Back, #15 Nailhead Trim – Front Base, finish Available Only As Shown – Polished Nickel  
*Shown on Pages 26, 27, 28 and 29*

*Also Available:*  
**7141-33 AUDREY SOFA**  
**LL7141-33 AUDREY LEATHER SOFA**



**1563-11 WILLOW CHAIR**  
Overall: 25W x 33.5D x 50.5H in.  
Seat: 20H in.  
Inside: 21D in.  
Standard Seat: Ultra Down  
Standard Back: Tight  
Standard Feature: One 16 x 20" Kidney Pillow  
Standard Finish: Calais  
Shown in 6134-71 Gr. 8, Body Welt in 4945-71 Gr. 3, one 20 x 16" Kidney Pillow in 6134-71 Gr. 8 with Welt in 4945-71 Gr. 3, finish Cashmere  
*Shown on Pages 24, 26, 27, 28, 29 and 38*



**7535-33 ELIZABETH SOFA**  
Overall: 87.5W x 44D x 34H in.  
Arm: 29.5H in., Seat: 18H in.  
Inside: 78.5W x 26D in.  
Standard Seat: Ultra Down  
Standard Back: Blend Down  
Standard Features: Four 20" Throw Pillows, #13 Nailhead Trim  
Standard Finish: Cashmere  
Shown in 4200-15 Gr. 4, two 20" Throw Pillows in 4957-31 Gr. 3 with Fringe 936-71, two 20" Throw Pillows in 4949-71 Gr. 3 with Cord 937-71, #13 Nailhead Trim, finish Cashmere  
*Shown on Pages 32, 33 and 35*

*Also Available:*  
**LL7535-33 ELIZABETH LEATHER SOFA**



**1504-11 GIGI CHAIR**  
Overall: 28.5W x 30D x 35.5H in.  
Seat: 18H in.  
Inside: 28.5W x 22.5D in.  
Standard Seat: Tight  
Standard Back: Tight  
Standard Finish: Cashmere  
Shown in 5727-11 Gr. 5, Body Welt in 4682-71 Gr. 2, finish Cashmere  
*Shown on Pages 33 and 34*





**LL7429-11 MOONSTONE LEATHER CHAIR**  
Overall: 30.5W x 35D x 34.5H in.  
Arm: 22H in., Seat: 18.5H in.  
Inside: 23W x 19.5D in.  
Standard Seat: Ultra Plush  
Standard Back: Poly/Dacron  
Standard Finish: Available Only As Shown  
Shown in 9584-51 Gr. 6, finish Available only as shown  
*Shown on Pages 32, 35, 40 and 41*

*Also Available:*  
**7429-11 MOONSTONE CHAIR**  
**LL1811-11 MOONSTONE LEATHER CHAIR**  
**LL1813-11 MOONSTONE LEATHER CHAIR**  
**LL1865-11 MOONSTONE LEATHER CHAIR**



**1007-24 MIRAGE KIDNEY PILLOW**  
Overall: 24W x 12H in.  
Available Only As Shown – One Side in 5722-71 / One Side and Welt in 4957-31 Gr. 3  
*Shown on Pages 6, 9, 32 and 33*



Scan here to view the Mirage video on your smartphone. To scan the QR Code above, please download a QR Reader that matches your device from the App Store or Android Market.

CARING FOR YOUR FURNITURE

- WOOD**
- Avoid prolonged exposure to direct sunlight
  - Do not leave plastic or rubber materials on wood surfaces
  - Wipe up spills immediately
  - Clean with a reliable non-silicone furniture polish
  - Avoid common hazards such as hot dishes (use a protective pad), harsh solvents (nail polish remover, alcohol), and abrasives
- BRASS AND METAL**
- Maintain with regular dusting.
  - Wipe up spills immediately.
  - Clean with mild soap and water, dry thoroughly – do not use a brass cleaner (it will damage the lacquer)

**LEATHER CHARACTERISTICS**  
Luxury, durability and comfort are inherent qualities of fine leather furniture. Differences in types of hides, tanning methods and finishes result in wide variations in characteristics. Unique to genuine leather are the natural features like neck wrinkles, scars, scratches, insect bites, stretch marks, grain, backbone markings and color nuances. These variations are not flaws, but features which enhance the natural beauty and character of leather, and will not affect its durability or strength. No two hides are alike, therefore color and texture will vary, and exact matches are not always possible. While leather is the most durable of furniture covers, it still requires routine maintenance and cleaning. To prevent drying and fading, keep leather furniture away from direct sunlight and avoid close proximity to heating sources. Regular dusting with a clean white cloth is recommended. Leather can be scratched, cut and marked with sharp objects just as fabric.

**UPHOLSTERY**  
Never remove cushion covers for separate dry-cleaning or washing. Do not use bleach or any tumble method of cleaning as this may destroy the fabric backing, shrink or otherwise damage the upholstery fabric. See the Lexington Upholstery Catalog for more information on cleaning and product care. For current fabric information, see your Lexington Upholstery dealer.

**FURNITURE RETAILERS**  
Possession of this catalog does not constitute authority to purchase, and the furnishing of this catalog does not constitute an offer by Lexington Home Brands (LHB) to sell any of the items contained herein. LHB reserves the right to alter specifications or discontinue items at any time without advance notice. All price lists and catalogs remain the property of LHB, and may not be copied or duplicated in any way without the express prior written consent of LHB, and must be returned, or made available, without cost to LHB promptly should our relationship be terminated by either party. Failure to observe this restriction may result in the termination of LHBs’ relationship with the dealer or legal action or both.

**CONSTRUCTION NOTE**  
In order to provide our customers with the best possible quality and value, this collection includes items or components produced outside the United States. All LHB furniture is produced to our design and material specifications, and crafted to meet the highest quality standards.





Mirage



To purchase a Mirage catalog or locate a dealer in your area,  
visit [lexington.com](http://lexington.com), or call 336-474-5300 ext 2.

LEXINGTON  
HOME BRANDS

[lexington.com](http://lexington.com)

9802-458C