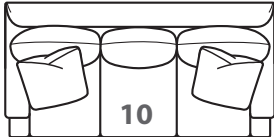
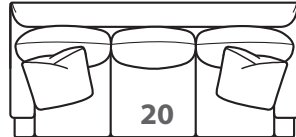


Creating the look you want is easy! Simply circle your choice for each step and give this page to your sales professional. We'll take care of the rest!

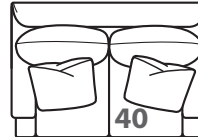
Items



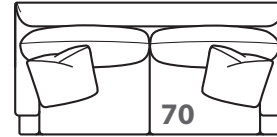
-10 Sofa
Outside: 84W Inside: 69W
COM: T



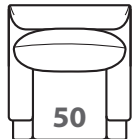
-20 Sofa
Outside: 90W Inside: 75W
COM: V



-40 Loveseat
Outside: 61W Inside: 46W
COM: P



-70 Sofa
Outside: 84W Inside: 69W
COM: T



-50 Chair
Outside: 38W Inside: 22W
COM: K



-56 Swivel Chair
(Skirted Base Only)



-55 Ottoman
Outside: 18.5H 23D 32W
COM: E

Base Options



(A) Skirted Base



(E) Tapered Leg



(F) Turned Leg

Arm Options



Sock Arm



Panel Arm



Sloped Arm
Reduces Outside Width

Back Options



Bed Pillow Back



Box Border Back



Knife Edge Back

Overall Height	Overall Depth	Inside Depth	Arm Height	Seat Height	Seat Cushion
38	42	21	26	19	HR

Standard: Loose Pillow Back / 19" Throw Pillows

All dimensions listed are approximate. Drawings NOT to scale.

Number of standard throw pillows represented in illustration

Overall Width Will Vary Due To Certain Arm Options:
Sloped Arm: -3" per arm