



THE
CLASSIC
PORTFOLIO
Vintage

B E D R O O M

Stanley
FURNITURE



TIMELESS. AGELESS. ICONIC. FIRST-CLASS. ARCHETYPAL. They all mean “classic.” Trends are all well and good, but sometimes you crave that which is enduring. You need to surround yourself with things that you know will stand the test of time. That is why we created The Classic Portfolio.

Have you ever asked yourself why some things never go out of style? The little black dress, a red sports car, a great steak? The reason is deceptively simple. When something is so perfect from the outset, there is simply no room for improvement.

It is the same with furniture—some looks are so enduring, they have not only stood the test of time, but influenced the styles that followed. Equal parts Old World and New, Vintage blends the best of both.

The traditions of Italian craftsmanship are evident in the textural details such as cone shaped legs, raised inlays and distinctive mouldings. Arts & Crafts style elements combined with Mid-Century Modern influences reflect Vintage’s balanced personality. Old and new inspirations create a clean-lined, metropolitan aesthetic that is friendly and approachable.

Vintage offers the perfect scale for smaller living spaces. Not too small or too grand, its designs maximize any space with narrow and tall pieces. The relaxed patina extends to Vintage’s hand-rubbed rustic cherry finish, while the luxe chocolate suede on the upholstered bed imparts an added dimension of character. Antiqued solid brass knobs are the finishing touch.

Great products, great finishes, great scale, great design—these make up the heart and soul of Vintage and all of The Classic Portfolio. No matter what room in your home, when you want the finest in quality and style, there is no better foundation.


Start building your classic décor today.

Stanley
FURNITURE

ELEMENTS OF STYLE

finish / wood characteristics

Crafted from mahogany solids and knotty cherry veneers, each piece is hand-rubbed to bring out the wood's natural luster. The finish recalls the aged beauty of family heirlooms.



VINTAGE CHERRY (1)

hardware


Hardware is crafted from solid brass in a dome shape and hand-finished by artisans to provide the appearance of a well-loved antique. The coining detail around the edge of the knobs adds to each piece's timeless mystique.



ANTIQUED BRASS KNOB

fabric

Available on the Vintage upholstered bed headboard is a rich, luxurious chocolate suede fabric. The upholstery is crisply finished with a nailhead trim increasing the collection's enduring appeal.



CHOCOLATE SUEDE



Timeless living for
YOUR MODERN LIFESTYLE.



TOP: Blending exquisite details, such as a nailhead trim and notched corners, with luxurious materials, like chocolate suede and hand-rubbed cherry veneers, the Upholstered Bed is the ultimate nighttime haven.

BOTTOM: Breakfront styling on the dresser and Bachelor's Chest lend dimension, while raised inlaid tops and understated antiqued brass knobs add just the right amount of adornment.

264-13-47 UPHOLSTERED BED (KING) 81 1/2W 62H 86L
 264-13-16 BACHELOR'S CHEST 34 1/4W 19D 34H
 264-13-05 DRESSER 64W 21 3/4D 39 1/2H
 264-13-31 MIRROR 38W 11/2D 42H



264-13-45 WOOD BED (KING) 81 1/4W 65H 86L
264-13-80 NIGHT STAND 30W 18D 30H
264-13-05 DRESSER 64W 21 3/4D 39 1/2H





TOP: A raised wood overlay creates a subtle but eye-catching design on the headboard of the Wood Bed.

MIDDLE: The Wood Bed's footboard features its own distinctive touch with moulding framing the interior panel.

BOTTOM: An ideal mix of beauty and function, the Night Stand has two drawers for storage, and a pullout shelf for extra space.





TOP: Boxed framing around the drawers of the Media Chest provide an interesting touch of vintage styling.

MIDDLE: The Media Chest features a fold-down top drawer for easy access to DVRs and DVD players. Cord management and ventilation openings in the back of the drawer allow cables to pass through to an outlet on the back of the chest.

BOTTOM: The Media Chest is beautifully perched atop shaped cone legs.

264-13-05 DRESSER 64W 21 3/4D 39 1/2H
264-13-31 MIRROR 38W 11/2D 42H





TOP LEFT: A string course moulding wraps around three sides of the Dresser adding a sense of sophistication and refinement to this tall chest

TOP RIGHT: Because it is the little, hidden touches that truly make a piece special, the top right drawer features a change cup.

BOTTOM LEFT: The beauty of the Dresser is enhanced by the striking raised inlay that adorns the top lending texture as well as beauty.

BOTTOM RIGHT: Not to be outshone, the Mirror is accented with notched corners and beveled detailing on the glass.



TOP: Open and airy in appearance, the Telephone Table features a delicate scooped out detail on the edges of each shelf.

BOTTOM: The Drawer Chest is highlighted by softly rounded corners on its posts and the subtle charm of the solid brass antiqued knobs.

264-13-42 UPHOLSTERED BED (QUEEN) 65 1/2W 62H 86L
 264-13-81 TELEPHONE TABLE 23W 18D 30H
 264-13-10 DRAWER CHEST 36 3/4W 20D 57 1/2H



BEDROOM

264-13 Vintage Cherry

Mahogany solids, Knotty Cherry veneers



264-13-05 DRESSER

Nine drawers; change holder in top right drawer
64W 21 3/4D 39 1/2H (163 x 55 x 100 cm)

SEE PAGES 2, 3, 4, 5, 8, 9



264-13-16 BACHELOR'S CHEST

Three drawers
34 1/4W 19D 34H (87 x 48 x 86 cm)

SEE PAGES 2, 3



264-13-40 WOOD BED 5/O QUEEN

Consists of:

- 140 WOOD HEADBOARD 5/o
Can be used as headboard only
65 1/4W 2D 65H (166 x 5 x 165 cm)
- 240 WOOD FOOTBOARD 5/o
65 1/4W 2D 21H (166 x 5 x 53 cm)
- 340 PAIR WOOD BED RAILS 5/o
Bolt-on construction

Bottom of side rail to floor: 9 1/4H (23 cm)

Overall: 65 1/4W 65H 86L (166 x 165 x 218 cm)

264-13-45 WOOD BED 6/6 KING

Consists of:

- 145 WOOD HEADBOARD 6/6
Can be used as headboard only
81 1/4W 2D 65H (206 x 5 x 165 cm)
- 245 WOOD FOOTBOARD 6/6
81 1/4W 2D 21H (206 x 5 x 53 cm)
- 345 PAIR WOOD BED RAILS 6/6
Bolt-on construction

Bottom of side rail to floor: 9 1/4H (23 cm)

Overall: 81 1/4W 65H 86L (206 x 165 x 218 cm)

264-13-46 WOOD BED 6/O CALIFORNIA KING

Consists of:

- 145 WOOD HEADBOARD 6/6
Can be used as headboard only
81 1/4W 2D 65H (206 x 5 x 165 cm)
- 245 WOOD FOOTBOARD 6/6
81 1/4W 2D 21H (206 x 5 x 53 cm)
- 60 PAIR CONVERTER RAILS, 6/o
Bolt-on construction

Bottom of side rail to floor: 9 1/4H (23 cm)

Overall: 81 1/4W 65H 90L (206 x 165 x 229 cm)

SEE COVER, INSIDE FRONT COVER, PAGES 4, 5



264-13-10 DRAWER CHEST

Five drawers
36 3/4W 20D 57 1/2H (93 x 51 x 146 cm)

SEE PAGES 10, BACK COVER



264-13-31 MIRROR

38W 11 1/2D 42H (97 x 4 x 107 cm)

SEE PAGES 2, 8, 9



264-13-80 NIGHT STAND

Two drawers; one pullout shelf
30W 18D 30H (76 x 46 x 76 cm)

SEE PAGES 4, 5



264-13-11 MEDIA CHEST

Five drawers; one fold down drawer front:
electrical outlet recessed in back
50W 22D 42H (127 x 56 x 107 cm)

SEE PAGES 6, 7



264-13-81 TELEPHONE TABLE

One drawer; two fixed shelves
23W 18D 30H (58 x 46 x 76 cm)

SEE COVER, PAGES 10, 11, 13



264-13-42 UPHOLSTERED BED 5/O QUEEN

Consists of:

- 142 UPHOLSTERED HEADBOARD 5/O
Chocolate suede; nailhead trim
Can be used as headboard only
65 1/2W 2D 62H (166 x 5 x 157 cm)
- 242 UPHOLSTERED BED FOOTBOARD 5/O
64 3/8W 2D 18H (164 x 5 x 46 cm)
- 340 PAIR WOOD BED RAILS 5/O
Bolt-on construction

Bottom of side rail to floor: 9 1/4H (23 cm)

Overall: 65 1/2W 62H 86L (166 x 157 x 218 cm)

264-13-47 UPHOLSTERED BED 6/6 KING

Consists of:

- 147 UPHOLSTERED HEADBOARD 6/6
Chocolate suede; nailhead trim
Can be used as headboard only
81 1/2W 2D 62H (207 x 5 x 157 cm)
- 247 UPHOLSTERED BED FOOTBOARD 6/6
80 3/8W 2D 18H (204 x 5 x 46 cm)
- 345 PAIR WOOD BED RAILS 6/6
Bolt-on construction

Bottom of side rail to floor: 9 1/4H (23 cm)

Overall: 81 1/2W 62H 86L (207 x 157 x 218 cm)

264-13-48 UPHOLSTERED BED 6/O CALIFORNIA KING

Consists of:

- 147 UPHOLSTERED HEADBOARD 6/6
Chocolate suede; nailhead trim
Can be used as headboard only
81 1/2W 2D 62H (207 x 5 x 157 cm)
- 247 UPHOLSTERED BED FOOTBOARD 6/6
80 3/8W 2D 18H (204 x 5 x 46 cm)
- 60 CONVERTER RAILS 6/O
Bolt-on construction

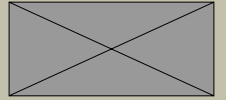
Bottom of side rail to floor: 9 1/4H (23 cm)

Overall: 81 1/2W 62H 90L (207 x 157 x 229 cm)

SEE PAGES 2, 3, 10, 11, 13



264-13-42 UPHOLSTERED BED (QUEEN) 65 1/2W 62H 86L



Stanley
FURNITURE

P.O. BOX 30 • 1641 FAIRYSTONE PARK HWY • STANLEYTOWN, VA 24168
stanleyfurniture.com