

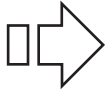
Design Your Own Furniture (The 8000 Series)

All pieces in this group are stationary and feature tapered legs.

How to Write Up Your Order

- Step 1. Choose your SEAM style number
- Step 2. Choose your ARM style number
- Step 3. Choose your BACK style number
- Step 4. Choose your FRAME SIZE

If an option in steps 1-3 does not apply for a specific frame size, enter "0" for that option.



First 4 digits indicate style options

8	Seam Style	Arm Style	Back Style	Last 2 Characters Item#
----------	------------	-----------	------------	-------------------------

Please enter the complete series number and frame size on your order sheet.

Dimensions for All Frames (unless otherwise noted)

Overall height	36"
Overall depth	39"
Seat height	19"
Seat depth	23"
Arm height	23"

Exceptions

L/RAF CHAISE seat depth	48"
L/RAF END WEDGE seat depth	39"
WEDGE diagonal length	76"

Exceptions for Track and Deco Arm options:

	Track	Deco
Arm height	22"	22"
L/RAF END WEDGE length	65"	65"
All other items with an arm: subtract approximately this amount from standard lengths per arm	3"	2"

Exceptions for Loose Pillow Back options:

L/RAF CORNER SOFA length	97"	
CORNER CHAIR length	40"	
WEDGE diagonal length	77"	
All other frames with a back: add approximately 1" to standard depth and standard overall height		

Note: all dimensions listed are approximate.

Step 1. Choose Your Seam



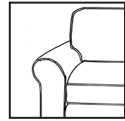
1 Welt Cord



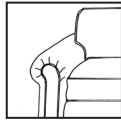
2 Top Stitch

Step 2. Choose Your Arm

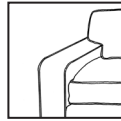
For armless pieces, enter "0" in this space.




1 Sock



2 Panel



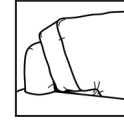
3 Track



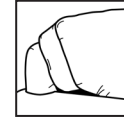
4 Deco

Step 3. Choose Your Back

For pieces without a back (e.g. ottomans), enter "0" in this space.



1 Semi-Attached Boxing Back



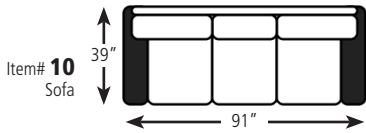
2 Loose Pillow Boxing Back*



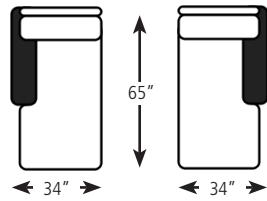
3 Loose Pillow Knife Edge Back*

*Loose Pillow Back options incur an additional charge.

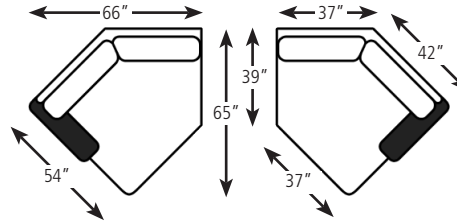
Step 4. Choose Your Items



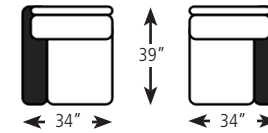
Item# **10**
Sofa



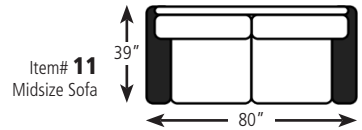
Item# **44/45**
Left/Right Arm Facing Chaise



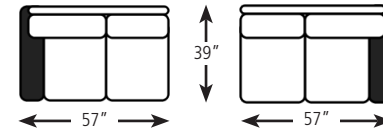
Item# **54/55**
Left/Right Arm Facing End Wedge



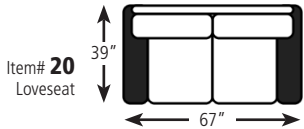
Item# **34/35**
Left/Right Arm Facing Chair



Item# **11**
Midsize Sofa



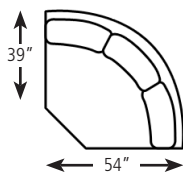
Item# **24/25**
Left/Right Arm Facing Loveseat



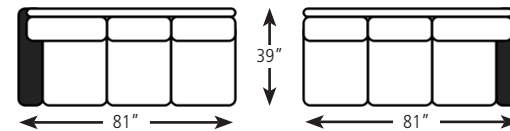
Item# **20**
Loveseat



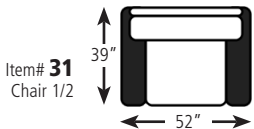
Item# **42**
Chaise Ottoman
Height = 19"



Item# **53**
Wedge



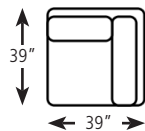
Item# **14/15**
Left/Right Arm Facing Sofa



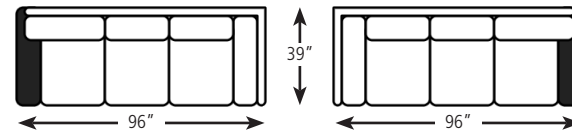
Item# **31**
Chair 1/2



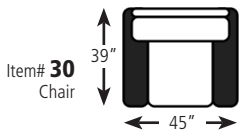
Item# **41**
Ottoman 1/2
Height = 16"



Item# **32**
Corner Chair



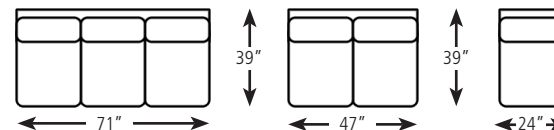
Item# **21/22**
Left/Right Arm Facing Corner Sofa



Item# **30**
Chair



Item# **40**
Ottoman
Height = 16"



Item# **16/26/36**
Armless Sofa/
Loveseat/Chair

PLEASE NOTE: Frame lengths are approximately 3" less per arm for the Track Arm option, and approximately 2" less per arm for the Deco Arm. Also, the Loose Pillow back option adds approximately 1" to the overall depth and overall height of all pieces with a back.