

outside IN™



SCHNADIG
HOME
COLLECTIONS



BEAUTIFULLY BLENDED...



FASHIONABLY FRESH...



CASUAL



CHARM...



COTTAGE CHIC...



WEATHERED SURFACES...

There's a reason why decks, porches and sunrooms are so popular: We love the feeling of being outdoors. Whether it's under a cathedral ceiling or a canopy of branches, we feel at home surrounded by furnishings that blur the line between outside and indoors. Outside In™ is where "French country cottage" meets "home in the Hamptons." The effect is sophisticated without being snobby, inspired by weathered surfaces on comfortable furnishings that serve with strength and style. Here, textures are in their element, in finishes that range from natural tones and creamy whites to cobblestone and shades of grey. A blend of wood, metal, glass and marble creates a Cottage look that easily takes on a Coastal ambiance. These are pieces that speak to a casual lifestyle, elegantly designed to bring the outside in.

Casual Comfort

Outside In™ living spaces are comfortable and uncluttered. Upholstery colors are understated, so design and craftsmanship come to the forefront. Several sofas vie for the relaxed look you're after; with chairs that compliment rather than match.

A generous selection of tables – cocktail, sofa, side and end – lets you display your taste for the look of wood, metal or natural materials. In other rooms, the same pieces could easily become night stands or hall tables. Choose a bookcase to draw the eyes up. The Farmer's Rake will keep scarves, jackets and bags from falling down.

The Project Worktable – set comfortably at counter height – combines a cement top with metal sides for scrapbooking, wrapping, crafts and hobbies. In your kitchen, it's ideal as a free-standing island. Add rolling cabinets that tuck under for storage and pull out for convenience.







8550-082-A BRIGHTON SOFA
89W x 41.5D x 33.25H

on the cover

8551-360 SHAPED DEMILUNE
56W x 22D x 36H

8553-211 FRENCH WIRE MIRROR
44W x 1D x 36H

previous page

8550-082-A BRIGHTON SOFA
89W x 41.5D x 33.25H

8550-014-A BRIGHTON WOOD CHAIR
34.5W x 35D x 46.75H

8551-451 CROFTERS COCKTAIL TABLE
42W x 42D x 18H

8551-332 CROFTERS END TABLE
24W x 28D x 24H

8552-185 WINE CABINET
30W x 17D x 79H

8551-331 PLANKED END TABLE
26W x 28D x 26H



8551-620 DESK
66W x 26D x 30H

8552-164 SLAT SIDE CHAIR
22W x 25.25D x 41H



8550-088-A BRIGHTON RIGHT ARM CHAISE
34.5W x 65D x 33H
also available as left arm facing 8550-087-A



8550-004-B BRIDGEHAMPTON WOOD CHAIR
29.5W x 35.5D x 34.5H

8550-070-D BIRMINGHAM SETTEE
75.25W x 36.75D x 42H

8550-104-D BIRMINGHAM TUFTED CHAIR
35.5W x 38D x 36H

8551-424 COCKTAIL TABLE
58W x 20D x 20H





8551-890 HALL CHEST
43W x 18D x 35H

8551-214 URN MIRROR
36W x 1.5D x 40H



8551-423 SOFA TABLE
56W x 16D x 30H

8551-881 TWO SIDED BENCH
62W x 24D x 32H

8551-650 BOOKCASE
33W x 15D x 57H



although photography in this catalog features furniture in outdoor settings, in order to preserve the finish and quality, all furniture is intended for indoor use.

8550-070-C BIRMINGHAM SETTEE
75.25W x 36.75D x 42H

8550-018-C BIRMINGHAM OTTOMAN
23.75W x 19.75D x 15.5H

8551-320 POTTING TABLE
24W x 20D x 28H



8550-018-D BIRMINGHAM OTTOMAN
23.75W x 19.75D x 15.5H







855 I-93 I SINGLE PROJECT WORK TABLE
39.25W x 33D x 36H



855 I-930 DOUBLE PROJECT WORK TABLE
68W x 33D x 36H

855 I-960 DOOR/DRAWER UNIT
29.75W x 27.5D x 32.25H

855 I-96 I WINE/DRAWER UNIT
29.75W x 27.5D x 32.25H

855 I-870 SCARF RAKE
48W x 52H

storage cabinets are 2-sided with casters



side one



side two



side one



side two

Sweet Dreams

If sleeping under the stars sounds romantic, the next best thing is a bed that's obviously spent many nights outdoors. Outside In™ offers two metal beds finished in soft sage and rust that appear wonderfully weathered and worn. The Garden Gate Bed might once have been the entrance to a country courtyard, while the Cottage Bed has panels of wood and metal that gently curve inward at the head and foot. For added charm (and extra storage), the Bench Bed includes a cushioned footboard seat with removable cedar-lined drawers.

Night stands come in a variety of moods and materials, so your dreams can take you to coast, cottage or any style destination in between. Single, Double and Triple Dressers provide a range of storage solutions. And since bedrooms are where secrets are shared and kept, the Single Dresser has a hidden lower drawer that only you will know about.









8553-206 ANTIQUE SHUTTER TWIN HEADBOARD
40W x 3.25D x 57.75H

8553-511 DOUBLE DRESSER
56W x 20.5D x 39.75H

8551-330 OVAL END TABLE
26W x 20D x 28H

8551-214 URN MIRROR
36W x 1.5D x 40H

previous page
8553-303 GARDEN GATE QUEEN BED
62.75W x 88D x 78.25H



8551-361 OCTAGONAL LAMP TABLE
30W x 30D x 28H



8553-641 MEDIUM DRAWER CHEST
37W x 20D x 49H



8553-302 QUEEN COTTAGE BED
64.25W x 87.25D x 68H

8553-352 KING COTTAGE BED
80.25W x 87.25D x 68H

8553-402 CAL KING COTTAGE BED
80.25W x 91.25D x 68H

8553-511 DOUBLE DRESSER
56W x 20D x 39.75H

8553-451 BRUSHED ELM NIGHT STAND
32W x 18D x 32H



Brushed Elm Finish



Weathered White Finish



Galvanized Metal Tone Finish

OR Match it



8553-300 QUEEN BENCH BED
67W x 106D x 61.5H

8553-301 QUEEN BED
67W x 90D x 61.5H

8553-200 TWIN HB
43W x 3D x 55H

8553-350 KING BENCH BED
83W x 106D x 62.5H

8553-351 KING BED
83W x 90D x 62.5H

8553-400 CAL KING BENCH BED
83W x 110D x 62.5H

8553-401 CAL KING BED
83W x 94D x 62.5H

8553-450 GALVANIZED METAL NIGHT STAND
32W x 18D x 32H

8553-454 WEATHERED WHITE NIGHT STAND
34W x 19D x 32H

8553-530 TRIPLE DRESSER
68W x 20D x 41.5H

8553-211 FRENCH WIRE MIRROR
44W x 1D x 36H





8553-366 ANTIQUE SHUTTER KING/CAL KING HEADBOARD
78W x 3.25D x 63H

8551-890 HALL CHEST
43W x 18D x 35H

8551-365 VANITY TABLE
26.25W x 18.25D x 55H



8552-220 BUFFET
74W x 19D x 41.75H



8553-316 QUEEN HEADBOARD
62W x 3.25D x 62H

8553-520 SINGLE DRESSER
48W x 20D x 39.25H

8551-320 POTTING TABLE
24W x 20D x 28H

8553-640 DRAWER CHEST
49.5W x 20D x 61H



hidden bottom drawer pulls out for extra storage

Savory Entertaining

Whether it's dinner for two or a holiday feast for the extended family, Outside In™ makes every meal memorable. The Rectangular Dining Table offers a Nantucket-style plank top with a leaf for extra guests. A choice of Oval Tables let's you create a more casual feel, while the Metal Top Table pairs a weathered white finish with a virtually indestructible galvanized metal top.

Since no two dinner guests are alike, the dining chairs are meant to be individual statements as well. Mix and match the chair styles and you'll have plenty of conversation around the table!

Every dining room needs a showcase. You'll love the hutch-style China, with shutter doors at the base and "storm cloud" back panels that allow plates to "pop" on each shelf. The Baker's Rack offers an open feel with sliding door storage below and adjustable shelves above. Finally, select the evening's libations from the Wine Cabinet, inspired by Parisian antique shops. Here's a toast to the open door lifestyle, where inside meets outdoors in perfect harmony.







previous page
8552-900 RECTANGULAR DINING TABLE
92-118W x 46D x 30H

8552-220 BUFFET
74W x 19D x 41.75H

8553-211 FRENCH WIRE MIRROR
44W x 1D x 36H

8552-162 CROFTERS ARM CHAIR IN HEAVY CREAM
27W x 26.5D x 41H
also available in natural woven finish, 8552-156

8552-166 CROFTERS SIDE CHAIR IN HEAVY CREAM
24.25W x 26.5D x 41H
also available in natural woven finish, 8552-167





8552-902 METAL TOP TABLE
68W x 40D x 30.5H

8552-163 X BACK DINING CHAIR
21.75W x 24.5D x 41H

8552-180 BAKER'S RACK
40W x 18D x 80H



8552-901 BRUSHED ELM OVAL DINING TABLE
80W x 44D x 30H

8552-161 GREY OVER WHITE SLAT ARM CHAIR
24.25W x 25.5D x 41H
also available in weathered white, 8552-159

8552-221 CHINA
52W x 23D x 81H

8552-905 BAKERS FLOUR OVAL DINING TABLE
80W x 44D x 30H



8552-156 CROFTERS ARM CHAIR
IN NATURAL WOVEN FINISH
27W x 26.5D x 41H
also available as side chair, 8552-167



8551-334 ROUND END / BREAKFAST TABLE
36W x dia x 30H

8552-162 CROFTERS ARM CHAIR IN HEAVY CREAM
27W x 26.5D x 41H
also available as side chair 8552-166



Details & Finishes



Metal door wire with Zinc finish found on the Shaped Demilune and French Wire Mirror



Natural woven finish on the Crofters tables and chairs




Small and large nail head trim in a Nickel finish




8551-424 Cocktail Table flips open from 20" to 40" exposing a Zinc finish top


Finishes



Brushed Elm



Weathered White



Galvanized Metal Tone




Cobblestone



Grey over White gesso-style technique


Dining Table Top Configurations



8552-902 Galvanized Metal Top Dining Table in a Zinc Tone Finish



8552-905 Oval Dining Table in Bakers Flour Finish



8552-900 Rectangular Dining Table in Brushed Elm Finish (shown with (1) 26" Leaf)



8552-901 Oval Dining Table in Brushed Elm Finish

caring for your FURNITURE

Wood

- Avoid prolonged exposure to direct sunlight.
- Wipe up spills immediately.
- Direct contact with petrochemical products, (nail polish remover, alcohol, etc.) will damage the finish. Wipe up any spills or dampness on your furniture immediately. Use a clean cloth and wipe with the grain of the wood. First, wipe with a soft cloth dipped in a mild soap and water solution and wrung out; wipe again with a second clean cloth; then dry thoroughly with a third cloth.
- Rubber lamp bases, lamp cords and some types of plastic materials may soften and injure the finish if left in direct contact with the furniture for an extended period of time. To avoid this, place a piece of felt or leather under these materials where they contact the furniture.

Antiqued Brass and Metal

- Maintain with regular dusting.
- Clean with mild soap and water; dry thoroughly — do not use a brass cleaner.
- Wipe up spills immediately.

Upholstery

- Clean the frames of your natural fiber furniture by dusting or vacuuming; sponge spills with mild soap and water; rinse and wipe dry.
- Full-grain leather is a natural product. For daily dustings use dry, clean, cotton cloths.

Note

Because of the natural materials used in the manufacturing process, and the fact that the product is generally handmade, minor variations will occur from piece to piece.

All furniture is produced to SchnadigHOME® design and material specifications and crafted to meet the highest quality standards.

Schnadig® International Corporation reserves the right to modify the product from its original form shown on showroom floors or in catalogs.

Many thanks to our friends at the Inn at Little Pond Farm, for opening up their beautiful space for us to photograph our Outside In™ Collection.

To locate a retailer in your area please visit
www.schnadig.com



Visual Index

UPHOLSTERY



8550-082-A Brighton Sofa
Loose Pillow Back
Overall: 89W x 41.5D x 33.25H
Arm Height: 24.25"
Seat Height: 19.5"
Blendown Supreme, 5/95 Feather Down Blend
Fabric: Body 2021-34SH, (2) 24" Pillows 8012-87SH,
(1) 21" Pillow 2026-10SH, (1) 19" Pillow 2026-10SH,
(1) 26" x 16" Pillow 6005-87SH,
(1) 22" Pillow 6005-87SH
Page: 3, 4



8550-014-A Brighton Wood Chair
Tight Back
Overall: 34.5W x 35D x 46.75H
Arm Height: 25.75"
Seat Height: 19.75"
Features: Small and Large Nickel Nailheads
Blendown Supreme, 5/95 Feather Down Blend
Fabric: Body 2003-43CC, (1) 16" Pillow Front
8012-87SH, Back and Welt 2003-43CC with
Cross Baseball Stitches
Finish: Antique Pine
Page: 2



8550-087-A Brighton Left Arm Facing Chaise
8550-088-A Brighton Right Arm Facing Chaise
Tight Back
Overall: 34.5W x 65D x 33H
Arm Height: 24"
Seat Height: 19.75"
Blendown supreme, 5/95 Feather Down Blend
Fabric: Body 2026-10SH, (1) 20" Pillow 2026-10SH with
welt 2033-43CC, (1) 16" Pillow 2003-43CC with self
welt, (1) Bolster Pillow 6005-87SH
Page: 5



8550-004-B Bridgehampton Wood Chair
Tight Back
Overall: 29.5W x 35.5D x 34.5H
Arm Height: 23.75"
Seat Height: 18"
Blendown Supreme, 5/95 Feather Down Blend
Fabric: Body 2026-10SH, (1) 22" x 18" Pillow with
Contrast Welt 2026-10SH
Finish: Sand Dune
Page: 2, 5



8550-070-C Birmingham Settee
Tight Back
Overall: 75.25W x 36.75D x 42H
Arm Height: 25.25"
Seat Height: 19.5"
Blendown Supreme, 5/95 Feather Down Blend
Fabric: Body 2024-87SH with Skirt, (2) 22" Pillows
4005-10SH With Contrast Welt 2023-50SH, (2) 21"
Pillows Front 2023-09SH, Back and Welt 2022-86SH
Finish: Sand Dune
Page: 9



8550-018-C Birmingham Ottoman
Overall: 23.75W x 19.75D x 15.5H
Center Button; English Seam Stitching
Fabric: Body 2023-09SH
Page: 9



8550-070-D Birmingham Settee
Tight Back
Overall: 75.25W x 36.75D x 42H
Arm Height: 25.25"
Seat Height: 19.5"
Blendown Supreme, 5/95 Feather Down Blend
Fabric: Body 6005-87SH, (2) 22" Pillows 8004-11SH
with Contrast Welt 2019-93SH, (2) 21" Pillows Front
and Welt 2019-93SH, Back 6005-87SH
Finish: Grey over White
Page: 7



8550-104-D Birmingham Tufted Chair
Tight Back
Overall: 35.5W x 38D x 36H
Arm Height: 26.25"
Seat Height: 19.5"
Blendown Supreme, 5/95 Feather Down Blend
Fabric: Body 2019-93SH, (1) 17" Pillow 2003-43CC
with Contrast Welt 2019-93SH
Finish: Sand Dune
Page: 6



8550-018-D Birmingham Ottoman
Overall: 23.75W x 19.75D x 15.5H
Center Button; English Seam Stitching
Fabric: Body 8004-11SH
Page: 8

OCCASIONAL



8551-214 Urn Mirror
Overall: 36W x 1.5D x 40H
Finish: Galvanized Metal Tone
Features: Resin Base, Frame is Actual Metal
Page: 7, 15



8551-320 Potting Table
Overall: 24W x 20D x 28H
Finish: Galvanized Metal Finish Tone
Features: Alabaster Marble Top, Actual Metal Base
Page: 9, 22



8551-330 Oval End Table
Overall: 26W x 20D x 28H
Finish: Galvanized Metal Tone
Features: Actual Metal
Page: 15



8551-331 Planked End Table
Overall: 26W x 28D x 26H
Finish: Weathered White
Features: 1 Drawer
Page: 3



8551-332 Crofters End Table
Overall: 24W x 28D x 24H
Finish: Natural Woven
Features: Lay on Glass Top
Page: 3



8551-334 Round End/Breakfast Table
Finish: Galvanized Metal Tone
Overall: 24W x 28D x 24H
Features: Actual Metal Base with Cement Top
Page: 29



8551-360 Shaped Demilune
Finish: Grey over White/Zinc on Door Wire
Overall: 56W x 22D x 36H
Features: 2 Doors, Adjustable Shelf Behind Doors,
1 Drawer, 2 Adjustable Shelves on Each Side
Page: Cover



8551-361 Octagonal Lamp Table
Overall: 30W x 30D x 28H
Finish: Weathered White
Features: Cement Top
Page: 15



8551-365 Vanity Table
Overall: 26.25W x 18.25D x 55H
Finish: Galvanized Metal Tone
Features: Actual Metal with Alabaster Marble Top
2 Drawers, 1 Round Mirror
Page: 21



8551-423 Sofa Table
Overall: 56W x 16D x 30H
Finish: Weathered White and Galvanized Metal
Features: 2 Drawers, Actual Galvanized Metal Drawer
Fronts, Shelf at bottom
Page: 7



8551-424 Cocktail Table
Overall: 58W x 20-40D x 20H
Finish: Weathered White with Zinc Toned Top
Features: Top is Actual Galvanized Metal and opens to
be 40" deep
Page: 6



8551-451 Crofters Cocktail Table
Overall: 42W x 42D x 18H
Finish: Natural Woven
Features: Lay on Glass Top
Page: 3



8551-620 Desk
Overall: 66W x 26D x 30H
Finish: Galvanized Metal Tone
Features: 2 Drawers, Hidden Opening in Center,
Alabaster Marble Top, Constructed of Wood
Page: 5



8551-650 Bookcase
Overall: 33W x 15D x 57H
Finish: Grey over White
Features: 1 Drawer at Bottom, 3 Shelves
Page: 8



8551-870 Scarf Rake
Overall: 48W x 52.75H
Finish: Brushed Elm
Features: Can Hang on the Wall
Page: 10



8551-877 Folding Tables
Overall: Large Table: 23.5W x 17D x 27H
Overall: Small Table: 15W x 12D x 24.5H
Finish: Cobblestone
Features: Metal Base with Wood Top, Both Tables
Fold Upward
Page: Not Shown



8551-881 Two Sided Bench
Overall: 62W x 24D x 32H
Finish: Grey over White
Page: 8



8551-890 Hall Chest
Overall: 43W x 18D x 35H
Finish: Cobblestone
Features: Granite Top, 3 Drawers
Page: 7, 20



8551-930 Double Project Work Table
Overall: 68W x 33D x 36H
Finish: Galvanized Metal
Features: Actual Metal Base, and Cement Top
Page: 11



8551-931 Single Project Work Table
Overall: 39.25W x 33D x 36H
Finish: Galvanized Metal
Features: Actual Metal Base, and Cement Top
Page: 11



8551-960 Drawer/Door Unit
Overall: 29.75W x 27.5D x 32.25H
Finish: Weathered White
Features: Double-sided Unit with casters. Side 1 has 5
Tray Drawers. Side 2 has 2 Doors with 2 Adjustable
Shelves Behind Doors
Page: 11



8551-961 Drawer/Wine Unit
Overall: 29.75W x 27.5D x 32.25H
Finish: Weathered White
Features: Double-sided Unit with casters. Side 1
has 3 Drawers. Side 2 has Wine Bottle and Wine
Glass Storage
Page: 11

DINING



8552-156 Crofters Arm Chair
Overall: 27W x 26.5D x 41H
Finish: Natural Woven
Arm Height: 25"
Seat Height: 19"
Seat Width: 20.75"
Seat Depth: 18.25"
Fabric: 2003-43CC
Page: 28



8552-167 Crofters Side Chair
Overall: 24.25W x 26.5D x 41H
Finish: Natural Woven
Seat Height: 19"
Seat Width: 20.75"
Seat Depth: 18.25"
Fabric: 2003-43CC
Page: Not Shown



8552-162 Crofters Arm Chair
Overall: 27W x 26.5D x 41H
Finish: Heavy Cream
Arm Height: 25"
Seat Height: 19"
Seat Width: 20.75"
Seat Depth: 18.25"
Fabric: 2003-43CC
Page: 25, 29



8552-166 Crofters Side Chair
Overall: 24.25W x 26.5D x 41H
Finish: Heavy Cream
Seat Height: 19"
Seat Width: 20.75"
Seat Depth: 18.25"
Fabric: 2003-43CC
Page: 25



8552-159 Slat Arm Chair
Overall: 24.25W x 25.5D x 41H
Finish: Weathered White
Arm Height: 25.5"
Seat Height: 19"
Seat Width: 21.5"
Seat Depth: 17.5"
Fabric: 2003-43CC
Page: 28



8552-161 Slat Arm Chair
Overall: 24.25W x 25.5D x 41H
Finish: Grey over White
Arm Height: 25.5"
Seat Height: 19"
Seat Width: 21.5"
Seat Depth: 17.5"
Fabric: 2003-43CC
Page: 28



8552-164 Slat Side Chair
Overall: 22W x 25.25D x 41H
Finish: Weathered White
Seat Height: 19"
Seat Width: 21.5"
Seat Depth: 17.5"
Fabric: 2003-43CC
Page: 5, 28



8552-163 X Back Dining Side Chair
Overall: 22W x 24.5D x 41H
Finish: Heavy Cream
Seat Height: 19.25"
Seat Width: 21"
Seat Depth: 18.5"
Fabric: 2003-43CC
Page: 26



8552-180 Bakers Rack
Overall: 40W x 18D x 80H
Finish: Brushed Elm and Zinc
Features: 2 Sliding Doors at Bottom, Adjustable Shelf Behind Doors, 3 Adjustable Shelves at Top, Frame made of Actual Metal
Page: 27



8552-185 Wine Cabinet
Overall: 30W x 17D x 79H
Finish: Weathered White
Features: Wine Bottle and Wine Glass Storage Behind Door, Bottom 3 Shelves are Adjustable with Removable Partitions, 2 Drawers at Bottom
Page: 3



8552-220 Buffet
Overall: 74W x 19D x 41.75H
Finish: Weathered White
Features: 12 Drawers, Top 3 Drawers are Felt Lined
Page: 21, 24



8552-221 China
Overall: 52W x 23D x 81H
Finish: Weathered White, Zinc Tone on Top, Storm Cloud Grey on Back Panel
Features: Base Has an Actual Galvanized Metal Top that Pulls Out to Increase Serving Area, 4 Drawers, Top Right Drawer has Silver Tray and 2 Doors. Deck has 2 Shelves
Page: 28



8552-900 Rectangular Dining Table
Overall: 92-118W x 46D x 30H
Finish: Bakers Flour Base, Brushed Elm Top
Features: Extends to 118" with (1) 26" Leaf, Metal Cap
Along Stretchers, Apron Height is 26"
Page: 25



8552-901 Oval Dining Table
Overall: 80W x 44D x 30H
Finish: Brushed Elm
Page: 28



8552-905 Oval Dining Table
Overall: 80W x 44D x 30H
Finish: Bakers Flour
Page: 28



8552-902 Metal Top Dining Table
Overall: 68W x 40D x 30.5H
Finish: Weathered White Base with Zinc Toned Top
Features: Actual Galvanized Metal Top, Apron
Height is 26"
Page: 26

BEDROOM



Bench Bed
Finish: Weathered White and Galvanized Metal with
Zinc Toned Finish on Posts
Features: Cedar Lined Drawers
Headboard Height: 61.5"
Footboard Height: 32"

8553-300 Queen Bed
Overall: 67W x 106D x 61.5H
Height from Floor to Bottom of Boxspring: 8"
Height from Floor to Bottom of Side Rails: 6.25"
Note: Available as Headboard Only

8553-350 King Bed
Overall: 83W x 106D x 62.5H
Height from Floor to Bottom of Boxspring: 8"
Height from Floor to Bottom of Side Rails: 6.25"
Note: Available as Headboard Only

8553-400 Cal King Bed
Overall: 83W x 110D x 62.5H
Height from Floor to Bottom of Boxspring: 8"
Height from Floor to Bottom of Side Rails: 6.25"
Note: Available as Headboard Only
Page: 18, 19



Bench Bed
Finish: Weathered White and Galvanized Metal with
Zinc Toned Finish on Posts
Headboard Height: 61.5"
Footboard Height: 32"

8553-301 Queen Bed
Overall: 67W x 90D x 61.5H
Height from Floor to Bottom of Boxspring: 8"
Height from Floor to Bottom of Side Rails: 6.25"
Note: Available as Headboard Only

8553-351 King Bed
Overall: 83W x 90D x 62.5H
Height from Floor to Bottom of Boxspring: 8"
Height from Floor to Bottom of Side Rails: 6.25"
Note: Available as Headboard Only

8553-401 Cal King Bed
Overall: 83W x 94D x 62.5H
Height from Floor to Bottom of Boxspring: 8"
Height from Floor to Bottom of Side Rails: 6.25"
Note: Available as Headboard Only
Page: 19



8553-200 Twin Bench Bed Headboard
Finish: Weathered White and Galvanized Metal
with Zinc Toned Finish on Posts
Overall: 43W x 3D x 55H
Page: Not Shown



Cottage Bed
Finish: Brushed Elm and Rusty Metal
Headboard Height: 68"
Footboard Height: 27"

8553-302 Queen Bed
Overall: 64.25W x 87.25D x 68H
Height from Floor to Bottom of Boxspring: 8.5"
Height from Floor to Bottom of Side Rails: 7.5"

8553-352 King Bed
Overall: 80.25W x 87.25D x 68H
Height from Floor to Bottom of Boxspring: 8.5"
Height from Floor to Bottom of Side Rails: 7.5"

8553-402 Cal King Bed
Overall: 80.25W x 91.25D x 68H
Height from Floor to Bottom of Boxspring: 8.5"
Height from Floor to Bottom of Side Rails: 7.5"
Page: 17



Garden Gate Bed
Finish: Rusty Metal
Headboard Height: 78.25"
Footboard Height: 29.25"

8553-303 Queen Bed
Overall: 62.75W x 88D x 78.25H
Height from Floor to Bottom of Boxspring: 7.75"
Height from Floor to Bottom of Side Rails: 7"
Page: 13



Antique Shutter Bed
Finish: Brushed Elm
Headboard Height: 62"

8553-316 Queen Headboard
Overall: 62W x 3.25D x 62H
Page: 22

8553-366 King/Cal King Headboard
Overall: 78W x 3.25D x 63H
Page: 20



8553-206 Antique Shutter Twin Headboard
Overall: 40W x 3.25D x 57.75H
Page: 14



8553-211 French Wire Mirror
Overall: 44W x 1D x 36H
Finish: Zinc
Page: Cover, 18, 19, 25



8553-450 Night Stand
Overall: 32W x 18D x 32H
Finish: Galvanized Metal Tone
Features: Wood Construction, 3 Drawers, Electrical
Outlet in Top Drawer
Page: 18



8553-451 Night Stand
Overall: 32W x 18D x 32H
Finish: Brushed Elm
Features: 3 Drawers, Electrical Outlet in Top Drawer
Page: 17



8553-454 Night Stand
Overall: 34W x 19D x 32H
Finish: Weathered White
Features: 3 Drawers
Page: 19



8553-511 Double Dresser
Overall: 56W x 20D x 39.75H
Finish: Brushed Elm
Features: 8 Drawers, Top Right Drawer Pulls Out
and Flips Down with Outlet, Top Left Drawer has
Removable Jewelry Tray, Bottom Drawers have
Removable Cedar Bottoms
Page: 15, 16



8553-520 Single Dresser
Overall: 48W x 20D x 39.25H
Finish: Weathered White
Features: 6 Drawers, Hidden Bottom Drawer Pulls Out
and has a Removable Cedar Drawer Bottom
Page: 22



8553-530 Triple Dresser
Overall: 68W x 20D x 41.5H
Finish: Weathered White
Features: 9 Drawers, Top Right Drawer Pulls Out
and Flips Down with Outlet, Top Left Drawer has
Removable Jewelry Tray, Bottom Drawers have
Removable Cedar Drawer Bottoms
Page: 18, 19



8553-640 Drawer Chest
Overall: 49.5W x 20D x 61H
Finish: Weathered White
Features: 7 Drawers, Removable Cedar Drawer
Bottoms
Page: 23



8553-641 Medium Drawer Chest
Overall: 37W x 20D x 49H
Finish: Brushed Elm
Features: 6 Drawers
Page: 16

Designer Favorites



PROJECT WORK TABLE: *SPACIOUS, STYLISH AND STIMULATING*

This multi-tasking table is a must for creative types who love to scrapbook, wrap gifts, or simply need another work surface in the kitchen or office. Depending on how organized you need to be, simply add a storage cabinet or two. We added casters to make them easy to move around while you work. Each cabinet has different functions, ranging from drawers-and-doors to drawers-and-wine/magazine storage. The cement top makes for a smooth and durable work surface. We recommend pulling up a counter stool so you can relax while you're working on your favorite project!



BRIGHTON SOFA: *COZY, CASUAL AND COMPELLING*

Comfort prevails in this cozy bench seat sofa, with styling that speaks to both casual and formal living spaces. The textured, linen blend is casually elegant, while the modified wing arm speaks to traditional tastes. We chose a dressmaker skirt for a touch of sophistication, completing the perfect blend of elements to make this a designer favorite. This sofa partners beautifully with the amazing Carved Wing Chair. They'd make a great combination on their own, or as a pair flanking a fireplace.



SHAPED DEMILUNE: *FEMININE, FASHIONABLE AND FLEXIBLE*

This gracefully sculpted demilune is dressed up in our favorite designer finish: a hint of a soft blue-grey over an elegant gesso-style finish texture. It's a piece that blends beautifully with any other wood finish furnishings that might need some freshening-up. At 56" wide it offers the flexibility to serve a small buffet; become the focal point of a hallway or living room; and handsomely display your favorite collectibles.



BENCH BED: *CHARMING, CLEVER AND CONVENIENT*

Inspired by a garden bench we spotted during a trip to the English countryside. Not only was the shape of bench's back perfect for a headboard, we thought it would be charming to have a storage bench as the footboard! We loved the creativity of "bringing the outside in" with weathered white paint, galvanized metal post caps and cedar-lined drawers. Such wonderful attention to detail!



COBBLESTONE HALL CHEST: *ELEGANT, ECLECTIC AND EUROPEAN*

Hall chests are always a designer's favorite, because they work in almost any room and beautifully fulfill a variety of functions. This one features a finish that's fresh and fashionable, with an eclectic look that stands alone and also works well with other casual finishes. Designers love twists on classic constructions, so to this traditional piece – usually considered rather formal – we added a unique granite top for durability and distinction. The result is oh, so European!



outside IN™

4200 Tudor Lane | Greensboro, NC 27410 | 336 389 5200 p | 336 389 5289 f | 800 468 8730 | www.schnadig.com

September 2010 1st Edition Printing