

LDGL6924Y

6.9 cu. ft. Smart wi-fi Enabled Gas Double Oven
Slide-In Range with ProBake Convection® and Pre-
mium New Handle

6.9 cu. ft Capacity
ProBake Convection®
EasyClean®
WideView™ Window
LG ThinQ® with ThinQ Care

AVAILABLE COLORS



STAINLESS STEEL

Proactive Smart Alerts to Keep Your Appliances Running Smoothly

ThinQ Care

- Preventative Alerts help you stay a step ahead of potential issues to find proactive solutions before problems arise.
- Avoid preventable repairs and service calls with real-time diagnostics for a hassle-free experience.
- Integrated within LG's ThinQ app—a smart home hub for managing your smart devices and appliances.



SUMMARY

Type	Gas Double Oven - FST
Available Colors	Stainless Steel

CAPACITY

Total Oven Capacity (cu.ft.)	6.9
Upper Oven Capacity (cu. ft.)	2.6
Lower Oven Capacity (cu. ft.)	4.3

COOKTOP

Burner/BTU - Left Rear	9,100 / 6,800
Burner/BTU - Right Rear	5,000 / 3,500
Burner/BTU - Left Front	17,000 / 11,000 (SuperBoil™)
Burner/BTU - Right Front	20,000 / 11,500 (UltraHeat™)
Center (Warming Zone) (BTU)	10,000 / 9,000 (Oval)
Burner Simmer / BTU - Left Rear	1270
Burner Simmer / BTU - Right Rear	670
Burner Simmer / BTU - Left Front	1500
Burner Simmer / BTU - Right Front	1270
Center (Warming Zone)	2700

CONTROL FEATURES

Cooktop Control Type	Front Control Knobs
Flex Control Knob	No
Oven Control Type	SmoothTouch™ Glass
Display	LED / White
Language	English
Clock	Yes
Temperature Unit	Fahrenheit / Celsius
Cooking Complete Reminder Volume	Beep (Hi, Lo, Off)
Certified Sabbath Mode	Yes

APPEARANCE

All Available Colors	Stainless Steel
Handle/Knobs	Stainless Steel
Handle/Knobs materials	Aluminum / PC+ABS
Handle Type	Curve Type
Oven Door Feature	WideView™ Window
PrintProof™ Finish	No
Cooktop Finish	Black Ceramic + Grey Pattern

UPPER OVEN FEATURES

Broil Element (BTU/h)	13,500 / 12,500 (LNG/LPG)
Bake Element (BTU/h)	14,500 / 12,500 (LNG/LPG)
Oven Cooking	Conventional
Oven Modes	Bake, Broil, Warm, Keep Warm, Pizza, EasyClean®, Self Clean, Remote Start, Delayed Timed Cook, Timed Cook
Oven Control Features	Glass Touch (SmoothTouch™)
EasyClean®	Yes
EasyClean® Time	15mins
Self Clean	Yes
GoCook Smart Oven Light	Yes (1 Light)
No. of Rack Positions	2
Door Lock	Yes
Automatic Safety Shut-Down	After 12 hours

LOWER OVEN FEATURES

Convection Burner (BTU/h)	14,000 / 12,000 (LNG/LPG)
Convection Conversion	Yes
Convection Type	ProBake Convection®
Oven Modes	Bake, Convection Bake, Convection Roast, Proof, Warm, Keep Warm, Frozen meal, Air Sous-vide, Air Fry, EasyClean®, Self Clean, Delayed Timed Cook, Timed Cook
Oven Control Features	Glass Touch (SmoothTouch™)
EasyClean®	Yes
EasyClean® Time	10mins
Self Clean	Yes
GoCook Smart Oven Light	Yes (1 Light)
No. of Rack Positions	4
Door Lock	Yes
Automatic Safety Shut-Down	After 12 hours
Auto Safety Shut-Down	After 12 Hours

ACCESSORIES

Standard Rack	Yes (3)
Conversion Kit	Yes

ThinQ® SMART FEATURES

ThinQ® (Wi-Fi Enabled)	Yes
ThinQ UP	Yes
Check & Control	Yes
Voice Control	Google Assistant & Amazon Alexa
Smart Recipe (3rd Party Recipe App)	Sidechef
Proactive Customer Care	Yes
SmartDiagnosis™	Yes

POWER/ RATINGS

Amp at 120V	8.5A
kW at 120V	996W
Requirements	120VAC

DIMENSIONS/ CLEARANCES/ WEIGHT

Shipping Weight (lbs)	245.15
"Product Weight (lbs)	198.86
"Cabinet Width (in)	30"
Overall Depth (in) - without handle	26 27/32"
Overall Depth (in) - including handle	29 1/4"
Overall Height (in) - including backguard	46 15/32"
Overall Width (in)	29 15/16"
Oven Interior Dimensions (Upper) (in) (W x H x D)	24 13/16" x 10 13/16" x 19 13/16"
Oven Interior Dimensions (Lower) (in) (W x H x D)	24 13/16" x 14 1/4" x 19 15/16"
Height to Cooking Surface (in)	36"
Carton Dimensions (in) (W x H x D)	32 1/2" x 51" x 30 1/2"

LIMITED WARRANTY


Parts & Labor	1 Year
---------------	--------

UPC CODE

LDGL6924Y	048231349079
-----------	--------------

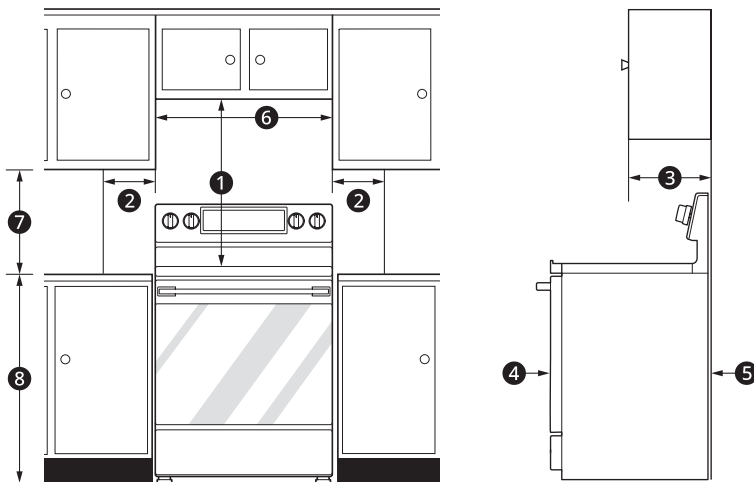
LDGL6924Y

DIMENSION / CLEARANCES



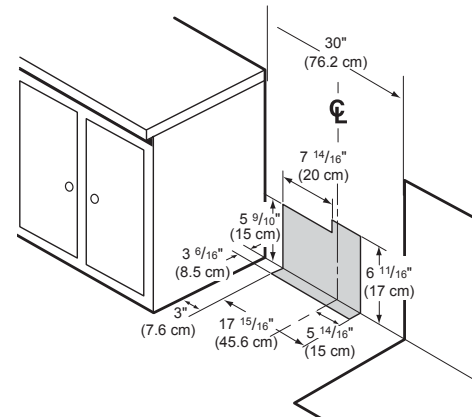
DIMENSIONS

A	Width	29 15/16" (760.8 mm)
B	Height	46 15/32" (1180.1 mm)
C	Depth (Includes Door Handle)	29 1/4" (743.1 mm)
D	Height (Cooking surface)	36" (913.0 mm)
E	Depth (Includes only the product body that is loaded into the cabinet. Excludes door, drawer, and handles)	24 3/4" (628.5 mm)
F	Depth (Excludes Door Handle)	26 27/32" (682.0 mm)
G	Depth when drawer is fully opened	38 5/8" (981.2 mm)
H	Depth when door is fully opened	42 3/16" (1072.2 mm)



MINIMUM DIMENSIONS

1	Minimum distance from top of range to combustible surface overhead	30" (76.2 cm)
2	Minimum clearance to left/right wall	5" (12.7 cm)
3	Maximum depth for cabinets above countertops	13" (33.0 cm)
4	Front edge of the range side panel forward from cabinet	2 1/4" (6.3 cm)
5	To cabinets below cooktop and at the range back)	0"
6	Minimum opening in overhead cabinets	30" (76.2 cm)
7	Minimum distance from countertop to overhead cabinets at side	15" (38.1 cm)
8	Height of countertop	36" (91.4 cm)



VENTILATION

- Do not locate your range where it may be subject to strong drafts. Any openings in the floor or wall behind the range should be sealed. Make sure the openings around the base of the range that supply fresh air for combustion and ventilation are not blocked by carpeting or woodwork.
- This appliance must not be installed with a ventilation system that blows air downward toward the range. This type of ventilation system may cause ignition and combustion problems with the gas cooking appliance resulting in personal injury or unintended operation.

FLOORING

- Your range, like many other household units, is heavy and can be installed on soft floor coverings such as cushioned vinyl or carpeting. Use care when moving the range on this type of flooring.
- When the floor covering ends at the front of the range, the area that the range will be installed on should be built up with plywood to the same level or higher than the floor covering. This will allow the range to be moved for cleaning and servicing, as well as provide proper air flow to the range.
- Make sure the floor covering can resist temperatures of at least 167 °F (75 °C). See the Installation Safety Instructions included in this manual.