

24" Compact Condensation Dryer



300 Series Dryer – WPA12100UC



WPA12100UC
White

The 300 series dryer is a perfect companion to the 300 Series washer, matching in quality, performance and design.

Features & Benefits

Condensation drying doesn't require ducting.

Sensor Controlled Condensation Drying system delivers high quality fabric care and complete drying results.

The 4.0 cu. ft. drum has a large capacity to fit a variety of loads.

General Properties

Dryer type	Condensing
Drum material	Stainless Steel
Interior light	No
Ventless drying (no ducting)	Yes
Stackable	Yes with Stacking Kit Accessory
Silence level	67 dBA
Programs (No.), [Special]	(15), [Jeans, Heavy Duty]
Options (No.), [Special]	(6), [Dry Level, Finished In]
Energy consumption	315 kWh/yr
ENERGY STAR® certified	Yes

Capacity

Capacity	4.0 cu. ft.
----------	-------------

Design Elements

Door ring	White
Control type	Touch
Dial	White
Bosch logo on door glass	Yes

Technical Details

Energy source	Electric
Watts	2,520 W
Circuit breaker	15 A*
Volts	208/220-240 V
Current	10.5 A
Frequency	60 Hz
Power Cord (included) [Type]	(Yes) [240V; NEMA 6-15, 3-prong]
Power cord length	63" (Full Length)
Drain hose length	78" (Full Length)
Door hinge	Right Side (Not Reversible)

Dimensions & Weight

Overall appliance dimensions (HxWxD)	33 1/4" x 23 1/2" x 25"
Net weight	94 lbs
Minimum stack height	67 3/4"

ADA compliance


- Meets ADA height and access requirements *when installed on pedestal.*
- Meets ADA operable parts requirements for controls and lint filter.

Accessories

Dryer Stacking Kits



Power Adapters



Bosch Dryers are supplied with WTZPA20UC adapter to fit a standard 4-Prong, 30A, Dryer receptacle (NEMA 14-30R) to power both Bosch Washers and Dryers.

Note: – 3-Prong Adapter may be ordered directly from Bosch (not supplied with Washer or Dryer).

- Use of two individual NEMA 6-15R or 6-20R receptacles/circuits may be used as alternative means to power Washer and Dryer.



WTZPW20D
Dryer Pedestal



WMZ20600
Drying Rack

Accessories: To purchase Bosch accessories, cleaners & parts please visit www.bosch-home.com/us/store or call 1-800-944-2904 (Mon to Fri 5 am to 6 pm PST, Sat 6 am to 3 pm PST).

Notes: All height, width and depth dimensions are shown in inches. BSH reserves the absolute and unrestricted right to change product materials and specifications, at any time, without notice. Consult the product's installation instructions for final dimensional data and other details prior to making cutout.

Warranties: Please see Use & Care manual or Bosch website for statement of limited warranty.

For more information on our entire line of products, go to www.bosch-home.com/us or call 1-800-944-2904

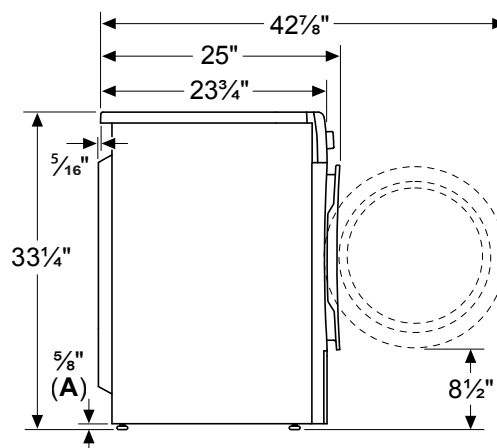
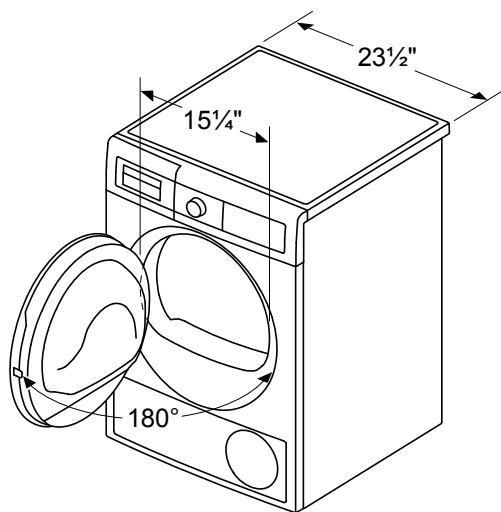
© BSH Home Appliances Corporation. All rights reserved. Bosch is a registered trademark of Robert Bosch GmbH.

24" Compact Condensation Dryer

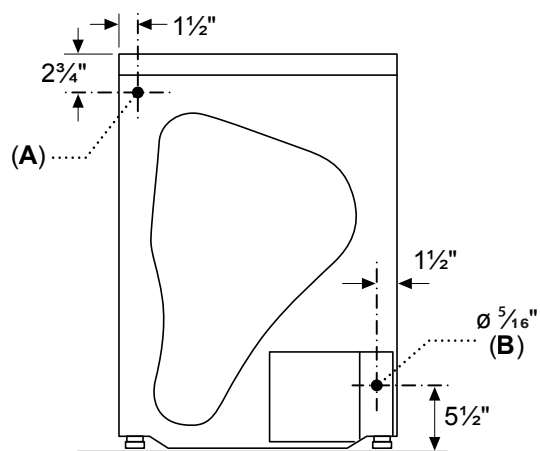


300 Series Dryer – WPA12100UC

Installation Details



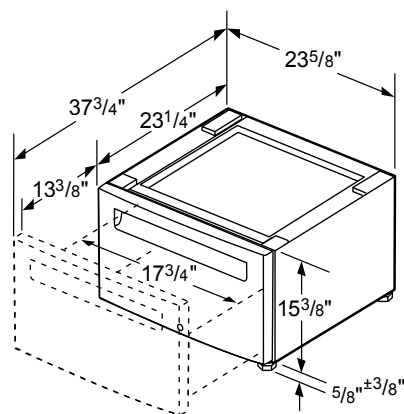
A: 5/8" nominal; 1/2" minimum; 1" maximum



A: Power cord exit
B: Drain exit

measurements in inches

Optional Pedestal



Accessories: To purchase Bosch accessories, cleaners & parts please visit www.bosch-home.com/us/store or call 1-800-944-2904 (Mon to Fri 5 am to 6 pm PST, Sat 6 am to 3 pm PST).

Notes: All height, width and depth dimensions are shown in inches. BSH reserves the absolute and unrestricted right to change product materials and specifications, at any time, without notice. Consult the product's installation instructions for final dimensional data and other details prior to making cutout.

Warranties: Please see Use & Care manual or Bosch website for statement of limited warranty.

For more information on our entire line of products, go to www.bosch-home.com/us or call 1-800-944-2904

© BSH Home Appliances Corporation. All rights reserved. Bosch is a registered trademark of Robert Bosch GmbH.

10/24

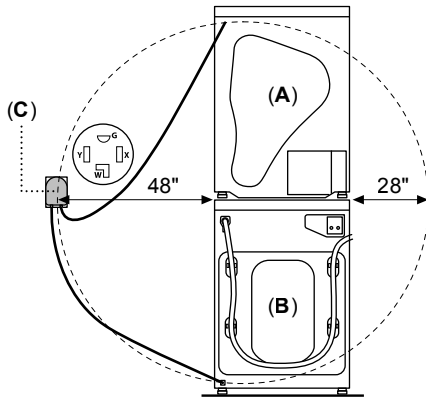
24" Compact Condensation Dryer



300 Series Dryer – WPA12100UC

Installation Details

Reach of Power cords + Adapter (Not to Scale)

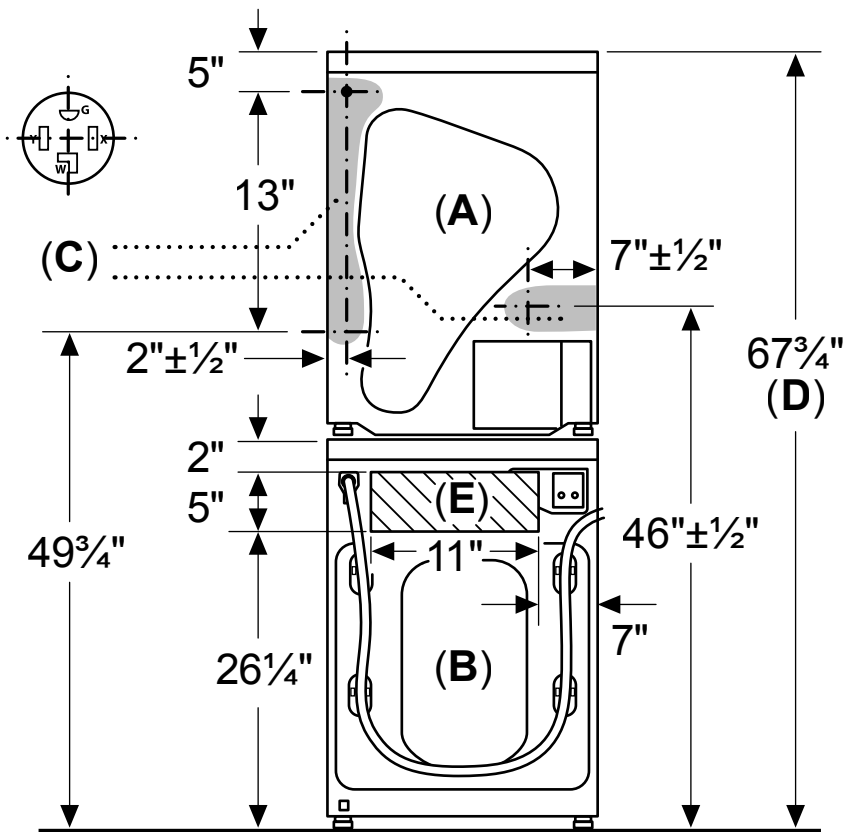


A: Dryer
B: Washer
C: Power Adapter
All references to NEMA 14-30R
Dryer receptacles in this document
have the orientation with the
ground pin up.

Use of two individual NEMA 6-15R or
6-20R receptacles may be used
as alternative means to power
Washer and Dryer.

Dimensions reflect use of stacking kits.

Guidance for location of Dryer receptacle
and Water taps to minimize depth
allowance (Not to Scale)



A: Dryer
B: Washer
C: Axis lines, in shaded areas, indicate Center
Line of home's Dryer receptacle for minimal
depth allowance if located entirely behind
appliances.
D: Minimum Stack Height (with Stacking Kit)
E: Hatched area - indicates location for
home's Hot and Cold water taps/outlets
for minimal depth if located entirely behind
appliances.

Installer / Customer is responsible for fit,
function, maintenance and safety of utility
installation.

measurements in inches

Accessories: To purchase Bosch accessories, cleaners & parts please visit www.bosch-home.com/us/store or call 1-800-944-2904 (Mon to Fri 5 am to 6 pm PST, Sat 6 am to 3 pm PST).

Notes: All height, width and depth dimensions are shown in inches. BSH reserves the absolute and unrestricted right to change product materials and specifications, at any time, without notice. Consult the product's installation instructions for final dimensional data and other details prior to making cutout.

Warranties: Please see Use & Care manual or Bosch website for statement of limited warranty.

For more information on our entire line of products, go to www.bosch-home.com/us or call 1-800-944-2904

© BSH Home Appliances Corporation. All rights reserved. Bosch is a registered trademark of Robert Bosch GmbH.

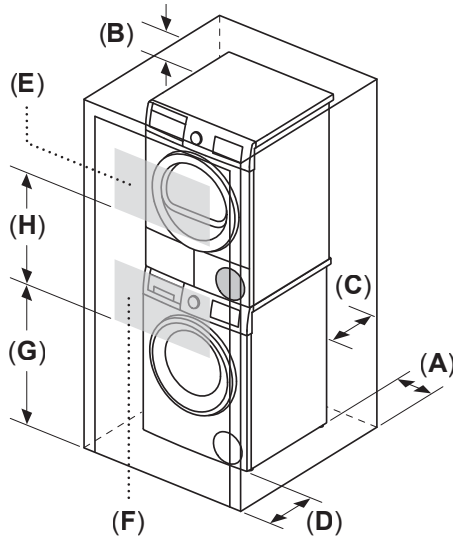
24" Compact Condensation Dryer



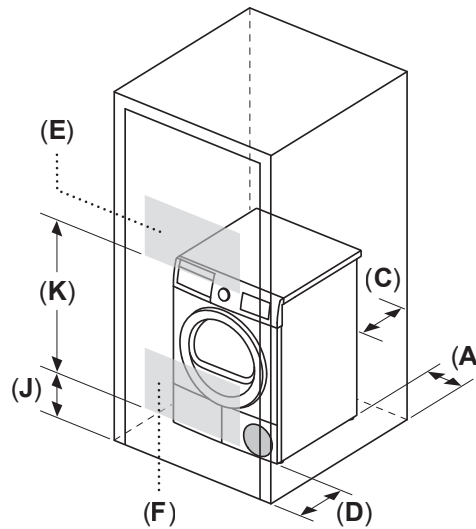
300 Series Dryer – WPA12100UC

Installation Details

Closet: Stacked Washer and Condensation Dryer



Closet: Stand Alone (shown) or Side by Side



Minimum clearance requirements
(Stacked, Stand Alone or Side by Side):

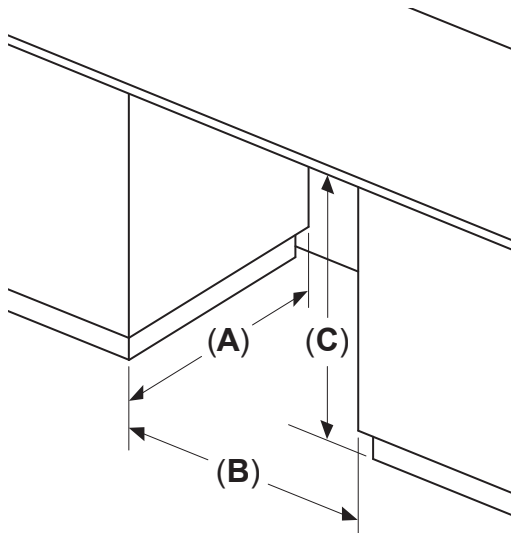
- A: Both sides (left and right) – $\frac{5}{8}$ "
- B: Top – $6\frac{1}{4}$ "
- C: Rear – $2\frac{1}{2}$ "
- D: Front – $2\frac{1}{2}$ "

Minimum louvered area and spacing:

- E: Top louver area – 63 sq. in.
- F: Bottom louver area – 63 sq. in.
- G: Lower Height (stacked) – 37"
- H: Upper Height (stacked) – 26"
- J: Lower Height (stand alone) – 3"
- K: Upper Height (stand alone) – 29"

For shortest drying times keep closet door open while dryer is operating. When closet doors are closed, open areas only allow minimal drying results (expect long drying times).

Under Counter (Preferred)

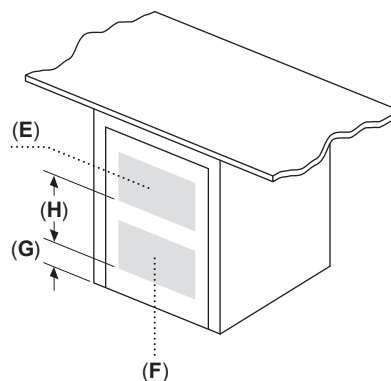


Minimum opening dimensions:

- A: Depth – 28"
- B: Width – $23\frac{7}{8}$ "
- C: Height – $34\frac{1}{2}$ "

Front of appliance fully open.
No doors or coverings.

Under Counter Enclosed (Less Preferred)



If the front of the appliance is covered, louvered openings must be installed as shown and front/rear clearances adhered to according to closet installations.

Minimum louvered area and spacing:

- E: Top louver area – 63 sq. in.
- F: Bottom louver area – 63 sq. in.
- G: Lower Height – 3"
- H: Upper Height – 14"

For shortest drying times keep cabinet door open while dryer is operating. When cabinet door is closed, open areas only allow minimal drying results (expect long drying times).

measurements in inches

Accessories: To purchase Bosch accessories, cleaners & parts please visit www.bosch-home.com/us/store or call 1-800-944-2904 (Mon to Fri 5 am to 6 pm PST, Sat 6 am to 3 pm PST).

Notes: All height, width and depth dimensions are shown in inches. BSH reserves the absolute and unrestricted right to change product materials and specifications, at any time, without notice. Consult the product's installation instructions for final dimensional data and other details prior to making cutout.

Warranties: Please see Use & Care manual or Bosch website for statement of limited warranty.

For more information on our entire line of products, go to www.bosch-home.com/us or call 1-800-944-2904

© BSH Home Appliances Corporation. All rights reserved. Bosch is a registered trademark of Robert Bosch GmbH.