

LG Styler® Smart Steam Closet with Dual TrueSteam® Technology and Dynamic MovingHanger™

- Dual TrueSteam® Technology
- QuickRefresh™
- Dynamic MovingHanger™
- Plug & Go Design
- Dual Inverter HeatPump™
- AutoFresh System™

AVAILABLE COLORS



Proactive Smart Alerts to Keep Your Appliances Running Smoothly

- Preventative Alerts help you stay a step ahead of potential issues to find proactive solutions before problems arise.
- Avoid preventable repairs and service calls with real-time diagnostics for a hassle-free experience.
- Integrated within LG's ThinQ app—a smart home hub for managing your smart devices and appliances.

MATERIAL & FINISH

Door Color	Beige
Door Type	PCM
Styler Body Color	Texture Western Black

CONTROL & DISPLAY

Display Type	Full Touch Buttons & LED Display
Figure Indicator	18:88
Delay Timer	3-19 Hours

FEATURES

Drying Type	Ventless with Inverter HeatPump System
True Steam	Yes (Dual TrueSteam)
Moving Hanger	Yes
Max RPM of Moving Hanger	350
Pants Crease Care	Yes
Dehumidification	Yes
Reversible Door	Yes
Aroma Kit	Yes
Versatile Shelf	Yes
End of Cycle Signal	Yes
Interior Light	Yes (1)
Empty Water Indicator	Yes
Fill Water Indicator	Yes
Built-In Handy Turbo Steamer	No
Auto Ventilation System	Yes

PROGRAMS

Download Cycle	Yes
Gentle Dry	Normal / Time Dry
Refresh	Light / Normal / Heavy
Sanitary	Normal / Heavy Duty

DOWNLOADABLE PROGRAMS

Sanitize	Baby Clothes, Bedding/ Pillow, Doll, Suit, School Uniform
Styling	Fur/ Leather, Jeans, Old Clothes, Padded Coat, Pants, Scarf,
Dry	Rain / Snow Swimsuite, Wool / Knitwear, Yoga Outfit
Refresh	Wet
Warm Blankets	Yes
Static Removal	Yes



ADDITIONAL OPTIONS

Night Care	Yes
Delay Start	Yes
Control Lock	Yes

SMART FEATURES (ThinQ® TECHNOLOGY)

ThinQ (Wi-Fi)	Yes
Remote Start and Cycle Monitor	Yes
Download Cycle	Yes
Smart Diagnosis	Yes
Energy Monitoring	Yes
Voice Control (3rd Party Device)	No

POWER SOURCE

Electrical Requirements	120V, 60Hz, 12.5A
Plug	Included
Plug Type	3 Prong

DIMENSIONS & WEIGHTS

Dimensions (WxHxD)	23 5/8" x 77 3/8" x 24 3/8"
Product Depth with door open 90°	46 7/8"
Carton Dimensions (WxHxD)	28 1/4" x 80 3/4" x 27 5/8"
Weight	187.4 lbs
Carton Weight	207.2 lbs

OPTIONS & ACCESSORIES

Regular Hanger (Qty)	5
Pants Hanger (Qty)	No
Shelf (Qty)	1
Drip Tray	1
Anti-Tip Kit (Qty)	No
Rear Leveling Feet	2
Carpet Install Spike	4

UPC CODE

SC5MAR4G	8806096364383
----------	---------------

DIMENSION / CLEARANCES



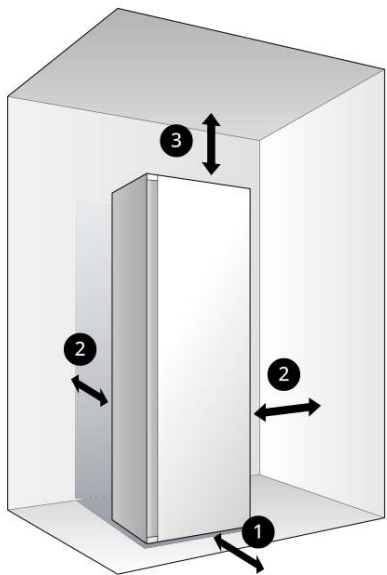
DIMENSIONS	in	mm
A	21	535
B	61 3/4	1570
C	15 1/2	395
D	77 3/8	1965
E	23 5/8	600
F	24 3/8	620
G	46 7/8	1190

DIMENSION / CLEARANCES

RECOMMENDED INSTALLATION SPACING

The following clearances are recommended for the appliance. Although the appliance has been tested for clearances of 1 3/16 in. (3 cm) on the sides and rear, recommended clearances should be considered for the following reasons:

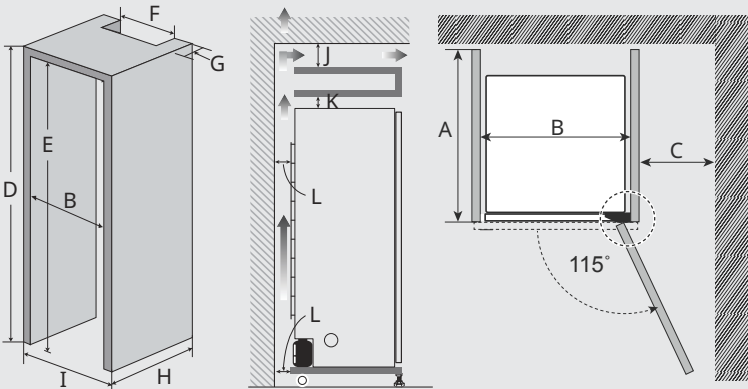
- 1 Allow at least 24in. (61cm) in front to open the door.
- 2 Allow at least 2in. (5cm) on both sides and between the back of the appliance and the wall.
- 3 Allow at least 7 3/4 in. (20cm) between the top of the appliance and any overhanging shelves or cabinets.



DIMENSION / CLEARANCES

SPACING FOR RECESSED AREA OR CLOSET INSTALLATION

There should be at least a little space around the appliance (or any other appliance) to avoid contact with walls, furniture, or other appliances during operation. Allow a minimum of 1 3/16 in. (3 cm) on all sides of the appliance to avoid increased noise or damage.

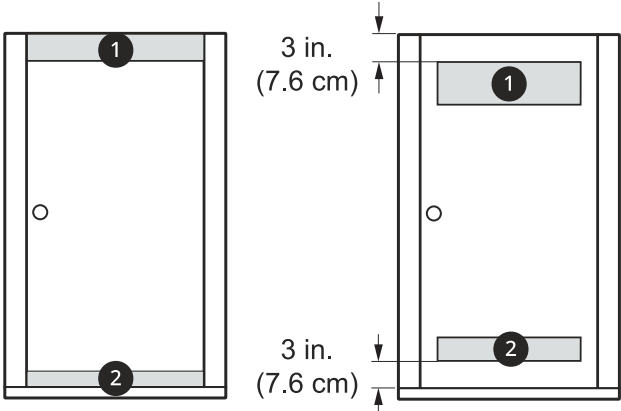


DIMENSIONS	in	mm
A	≥ 27 1/8	≥ 690
B	≥ 26 3/8	≥ 670
C	≥ 10	≥ 250
D	≥ 78 7/8	≤ 2004
E	≥ 78 3/8	≥ 1990
F	≥ 21 13/16	≥ 555
G	≥ 2	≥ 50
H	≥ 26 3/8	≥ 670
I	≥ 25 1/4	≥ 640
J	≥ 2	≥ 50
K	≥ 1	≥ 25
L	≥ 2	≥ 50

DIMENSION / CLEARANCES

Closet Ventilation Requirement

Closets with doors must have both an upper and lower vent to prevent heat and moisture build-up in the closet.



- 1 Upper vent opening with a minimum opening of 48 sq. in. (310 cm²) must be installed no lower than 6 ft. (185 cm) above the floor.
- 2 Lower vent opening with a minimum opening of 24 sq. in. (155 cm²) must be installed no more than one foot above the floor.