

5.8 cu. ft. Gas Slide-in Range



- Built-in Air Fry
- Fan Convection
- EasyClean® + Self Clean
- UltraHeat 20k BTU Power Burner
- Slide-in Design
- 5.8 cu. ft. Large Capacity
- Storage Drawer
- LG ThinQ® Technology (Wi-Fi)



COLOR AVAILABILITY

- LSG5833X – PrintProof™ Stainless Steel
- LSG5833Z – PrintProof™ Black Stainless Steel

CAPACITY

| | |
|-----------------|-------------|
| Oven Capacity | 5.8 cu. ft. |
| Drawer Capacity | 0.8 cu. ft. |

OVEN FEATURES

| | |
|-------------------|----------------|
| Convection System | Fan Convection |
|-------------------|----------------|

Oven Cooking Modes

Bake, Broil, Air Fry, EasyClean®, Self Clean, Convection Bake, Convection Roast, Warm, Keep Warm, Proof, Slow cook, Frozen Meal

| | |
|------------------------------|-----------------------------|
| Air Sous Vide | No |
| Built-in Air Fry | Yes (Air Fry Tray Included) |
| Temperature Probe | No |
| Oven Racks | 2 Standard |
| Number of Rack Positions | 7 |
| Broil Element (BTU, NG / LP) | 13,500 / 12,500 |
| Bake Element (BTU, NG / LP) | 19,000 / 18,000 |
| Convection Conversion | Yes |
| EasyClean® | Yes |
| Self Clean | Yes |
| GoCook Smart Oven Light | Yes (1) |
| Door Lock | No |
| Automatic Safety Shut-Off | After 12 Hours |

DRAWER FEATURES

| | |
|------|---------|
| Type | Storage |
|------|---------|

COOKTOP FEATURES

| | |
|-------------------------------|------------------------------|
| Cooktop Type | Sealed |
| Number of Burners | 5 |
| Burner BTU (NG / LP) | |
| Left Front | 12,000 / 9,100 |
| Left Rear | 9,100 / 7,500 |
| Center | 10,000 / 10,000 (Oval) |
| Right Front | 20,000 / 12,500 (UltraHeat™) |
| Right Rear | 5,000 / 4,000 |
| Cooktop Burner Grate Material | Cast Iron |
| Continuous Grates | Yes (Edge-to-edge) |

CONTROLS

| | |
|----------------------------------|--------------------------|
| Cooktop Control Type | Front Tilt-Control Knobs |
| Oven Control Type | SmoothTouch® Glass |
| Display | LED (White) |
| Language | English |
| Kitchen Timer | Yes |
| Timed Cook | Yes |
| Clock | Yes |
| Temperature Unit of Measure | °F or °C |
| Cooking Complete Reminder Volume | High, Low, Off |
| Oven Control Lock | Yes |

CONVENIENCE

| | |
|---------------|------------------------|
| ADA Compliant | No |
| Sabbath Mode | Yes (Star-K Certified) |

SMART FEATURES

| | |
|--------------------------------|--|
| Wi-Fi Enabled | Yes |
| ThinQ® Technology | Yes |
| ThinQ Care™ | Yes |
| Voice Control | Amazon Alexa, Google Assistant |
| SmartDiagnosis™ | Yes |
| Smart Recipe (3rd Party Apps)* | Yes (SideChef, Innit, Nestle, Kraft-Heinz) |

FINISHES AND APPEARANCE

| | |
|---|--|
| Fingerprint & Smudge Resistant Exterior | Yes |
| Cooktop Finish | Black Porcelain Enamel |
| Handle / Knobs | X – Stainless Steel Appearance Z – Black Stainless Steel Appearance |
| Oven Door Feature | WideView™ Window |

TECHNICAL SPECS

| | |
|------------------------|---------------------------|
| Fuel Type | NG / LP |
| Required Power Supply | 120V, 60Hz |
| Minimum Circuit Rating | 15 Amp |
| Power Cord Type | 3-Prong, Attached to Unit |
| Power Outlet Location | See Installation Diagram |
| Gas Supply Location | See Installation Diagram |

INCLUDED ACCESSORIES

2 Standard Racks, 1 Air Fry Tray, Cast Iron Griddle, Rear Filler Kit, LP Conversion Kit, Anti-tip Kit

OPTIONAL ACCESSORIES

| | |
|---------------------------------------|----------|
| Slide-in Range Filler Kit (Side Gaps) | LSFL301S |
|---------------------------------------|----------|

DIMENSIONS / CLEARANCES / WEIGHTS

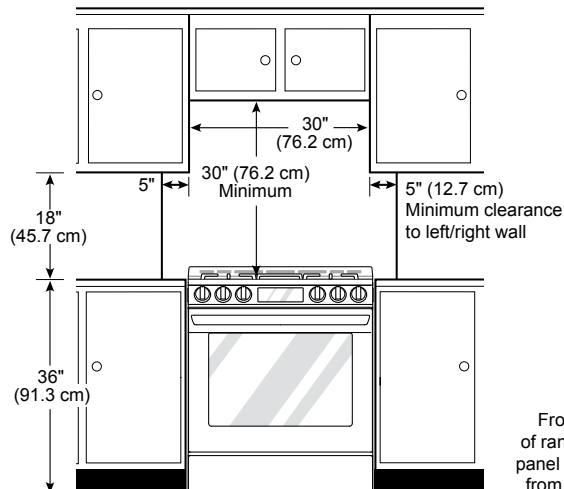
| | |
|---|------------------------------|
| Product Dimensions (W x H x D w/Handle) | 29 7/8" x 37 1/4" x 29 7/32" |
| Product Height to Cooking Surface | 36" |
| Cutout Dimensions (W x H x D) | 30" x 36" x 25" |
| Carton Dimensions (W x H x D) | 32 1/2" x 44" x 30 1/2" |
| Approx. Weight (Product / Carton) | 179 lbs. / 202 lbs. |

LIMITED WARRANTY

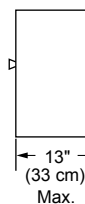
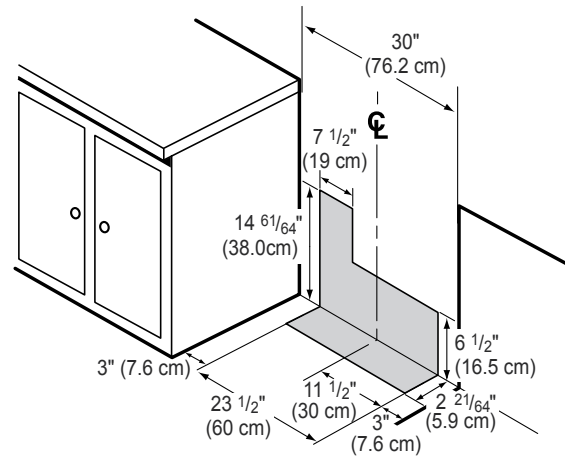
| | |
|-----------------|--------|
| Parts and Labor | Year 1 |
|-----------------|--------|

DIMENSIONS / CLEARANCES

Provide proper clearance between the range and adjacent combustible surfaces. These dimensions must be met for safe use of your range. The location of the electrical outlet and pipe opening may be adjusted to meet specific requirements. The range may be placed with 0" clearance (flush) at the back wall.

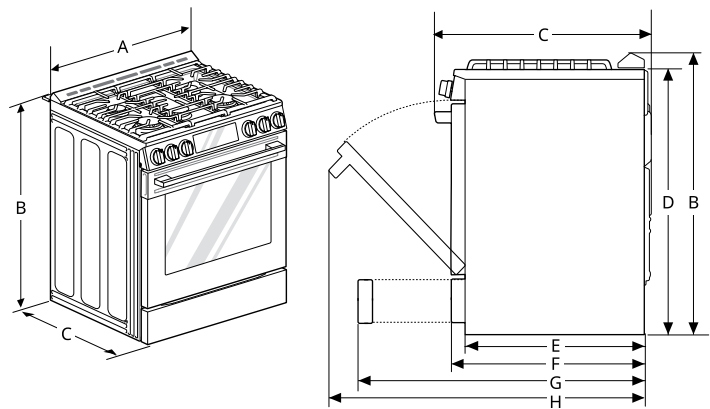


GAS PIPE AND ELECTRICAL OUTLET LOCATIONS



1/4" Front edge of range side panel forward from cabinet

DIMENSIONS / CLEARANCES



DIMENSIONS / CLEARANCES

| | | |
|---|--|----------------------|
| A | Width | 29 7/8" (759 mm) |
| B | Height | 37 1/4" (946 mm) |
| C | Depth (Includes Door Handle) | 29 7/32" (742 mm) |
| D | Height (Excludes Vent Trim) | 36" (914 mm) |
| E | Depth (Includes only the product body that is loaded into the cabinet. Excludes door, drawer, and handles) | 24 25/32" (628.4 mm) |
| F | Depth (Excludes Door Handle) | 26 27/32" (682 mm) |
| G | Depth when drawer is fully opened | 36 27/32" (935.7 mm) |
| H | Depth when door is fully opened | 48 5/8" (1235.9 mm) |