

## LG STUDIO Styler® Steam Closet

- Perfect Laundry Companion
- Extra Large Capacity (6 Items)
- TrueSteam® Technology
- Refresh Clothing
- Reduce Wrinkles & Odors
- Gentle, Fast Drying for Delicates
- Pants Crease Care
- Dehumidify Feature
- Plug & Go Installation, No Plumbing Needed
- LG ThinQ® Technology (Wi-Fi)

**LG styler®** Steam Closet

**COLOR AVAILABILITY**

- S5MSB – Black Tinted Mirror

**CAPACITY & MATCHING DRYERS**

Maximum Capacity	14.3 lbs. / 5 Hangers + 1 Pant (6 items)
------------------	--

**APPEARANCE**

Touch Control Hidden Display	Yes
------------------------------	-----

**FEATURES**

TrueSteam®	Yes
Heat-Pump System (Inverter)	Yes
Gentle Drying	Yes
Sound	On / Off
Interior Lights	3 LED (2 White, 1 Blue)
ADA Compliant	No
Reversible Door	Yes

**FABRIC CARE**

Cycles	
Refresh	Light, Normal, Heavy
Sanitary	Normal, Bedding, Soft Toy (Kid's Item), Heavy Duty
Gentle Dry	Normal, Rain/Snow, Dehumidify
Special Care	Suits/Coats, Pants Crease, Downloaded Cycle
Downloadable Cycles	Wool / Knit (Default Download 1), Ready to Go, Athletic Uniform / Equipment, Air Fresh, Extra Pants Care, Shawls / Neckties, Silent Mode, Warms up, Static Removal, Down Jacket Styling

**Estimated Cycle Times (minutes)**

Refresh	20 / 48 / 67 min.
Sanitary	88 / 103 min.
Gentle Dry	120 / 150 / 30-150 min.
Special Care (Downloaded)	10 min.
AAFA Certified	Yes
Intertek Certified*	Yes

**CONVENIENCE**

Portable Water Fill Container (No Hose Needed)	Yes
Portable Water Drainage Container (No Hose Needed)	Yes
Versatile Rack	Yes
Aroma Kit	Yes (sheets sold separately)
Pants Crease Care	Yes
Moving Hanger	5 Included

**SMART FEATURES**

Wi-Fi Enabled	Yes
ThinQ® Technology	Yes
ThinQ Care	Yes
Voice Control	Google Assistant, Amazon Alexa
SmartDiagnosis™	Yes
Remote Start and Cycle Monitor	Yes

**TECHNICAL SPECS**

Type	Electric
Ratings	UL Listed
Electrical Requirements	120V, 12.5 Amps, 60Hz
Minimum Circuit Breaker Size	15 Amp
Power Consumption	1,500 Watts
Plug Type	3-Prong

**INCLUDED ACCESSORIES**

5 Hangers, 1 Pants Hanger, 1 Pants Press, 1 Shelf, 1 Drip Tray, 1 Anti-Tip Kit, 2 Rear Leveling Legs, 4 Carpet Install Spikes

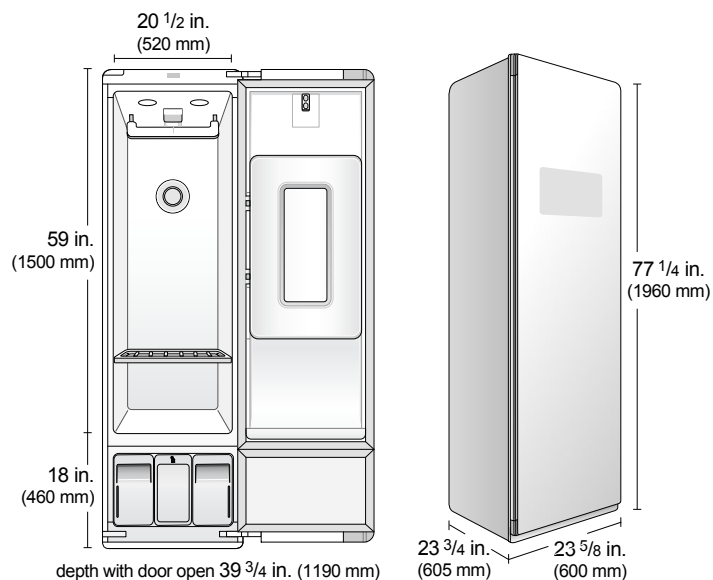
**DIMENSIONS**

Product (W x H x D)	23 5/8" x 77 1/4" x 23 3/4"
Depth with Door Open	39 3/4"
Clearances	2" Side/Back, 7 3/4" Top
Cutout Dimensions (W x H x D)	24 1/4" x 78 1/4" x 25 5/8"
Carton Dimensions (W x H x D)	27 3/4" x 79 1/8" x 27 3/16"
Approx. Weight (Product / Carton)	220.5 lbs. / 244.7 lbs.

**LIMITED WARRANTY**

Parts and Labor	2 Years
Smart Inverter Compressor	10 Years

## PRODUCT DIMENSIONS

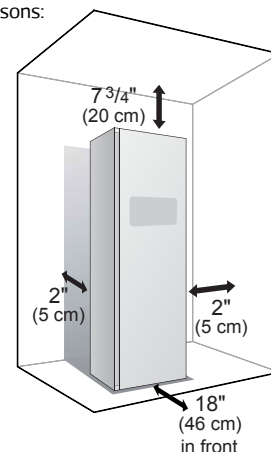


## CLEARANCES

## Recommended Installation Spacing

The following clearances are recommended for the Styler. Although the Styler has been tested for clearances of 1 3/16 inch (3 cm) on the sides and rear, recommended clearances should be considered for the following reasons:

- Additional space should be considered for ease of installation and servicing.
- Additional space might be required for wall, door and floor moldings.
- Additional space should be considered on all sides of the Styler to reduce noise transfer.
- Additional laundry appliance spacing should also be considered.



## CLEARANCES

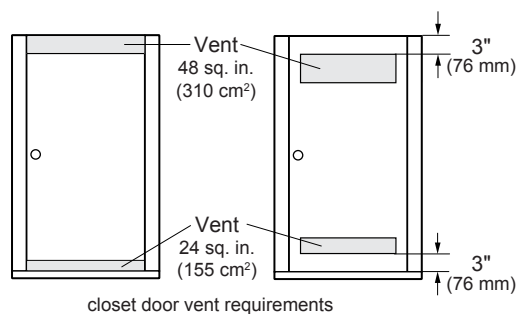
## Installation Spacing for Recessed Area or Closet Installation

There should be at least a little space around the Styler (or any other appliance) to avoid contact with walls, furniture, or other appliances during operation. Allow a minimum of 1 3/16 inch (3 cm) on all sides of the Styler to avoid increased noise or damage.

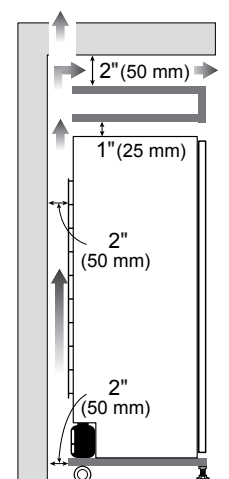
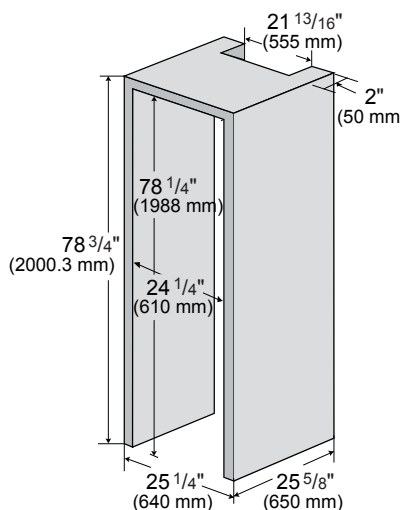
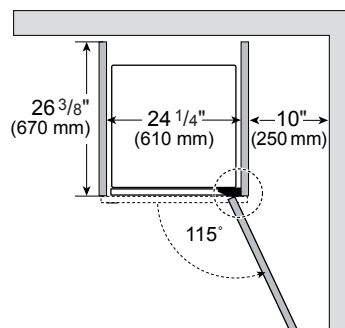
- For closet installation, with a door, minimum ventilation openings in the top and bottom of the door are required. Louvered doors with equivalent ventilation openings are acceptable.
- Minimum vent opening for built-in installation is 31 1/2 sq. in. (200 cm<sup>2</sup>).

## Closet Ventilation Requirements

Closets with doors must have both an upper and lower vent to prevent heat and moisture buildup in the closet. One upper vent opening with a minimum opening of 48 sq. in. (310 cm<sup>2</sup>) must be installed no lower than 6 feet (185 cm) above the floor. One lower vent opening with a minimum opening of 24 sq. in. (155 cm<sup>2</sup>) must be installed no more than one foot above the floor. One example shown uses vent grilles in the door.



## Built-In Installation



\*Based on Sanitary – Normal cycle, removes over 99.9 % of bacteria (*S. aureus*, *P. aeruginosa*, and *K. pneumoniae*)

ASTHMA & ALLERGY FRIENDLY Mark is a Registered Trade Mark of the ASTHMA AND ALLERGY FOUNDATION OF AMERICA and ALLERGY STANDARDS LTD.