

5.8 cu. ft. Gas Slide-in Range

- EasyClean®
- SuperBoil™ 17k BTU Power Burner
- Slide-in Design
- 5.8 cu ft. Capacity



COLOR AVAILABILITY

- LSG5830S – Stainless Steel

CAPACITY

Oven Capacity	5.8 cu. ft.
---------------	-------------

OVEN FEATURES

Convection System	No
Oven Cooking Modes	Warm, Bake, Broil, EasyClean®
Air Sous Vide	No
Built-in Air Fry	No
Temperature Probe	No
Oven Racks	2 Standard
Number of Rack Positions	7
Broil Element (BTU, NG / LP)	1,500W
Bake Element (BTU, NG / LP)	19,000 / 17,000
EasyClean®	Yes
Self Clean	No
GoCook Smart Oven Light	No
Door Lock	No
Automatic Safety Shut-Off	No

COOKTOP FEATURES

Cooktop Type	Sealed
Number of Burners	4
Burner BTU (NG / LP)	
Left Front	12,000 / 10,000
Left Rear	9,100 / 7,500
Right Front	17,000 / 12,000 (SuperBoil™)
Right Rear	5,000 / 4,000
Cooktop Burner Grate Material	Cast Iron
Continuous Grates	Yes

CONTROLS

Cooktop Control Type	Front Knobs
Oven Control Type	Front Knob
Display	No
Language	English
Kitchen Timer	No
Timed Cook	No
Clock	No
Temperature Unit of Measure	°F
Cooking Complete Reminder Volume	No
Oven Control Lock	No

CONVENIENCE

Storage Drawer	No
ADA Compliant	Yes
Sabbath Mode	No

SMART FEATURES

Wi-Fi Enabled	No
ThinQ® Technology	No
SmartDiagnosis™	No
NFC Tag On	No

FINISHES AND APPEARANCE

Fingerprint & Smudge Resistant Exterior	No
Cooktop Finish	Porcelain Enamel
Handle / Knobs	Stainless Steel Appearance
Oven Door Feature	WideView™ Window

TECHNICAL SPECS

Fuel Type	NG / LP
Required Power Supply	120V, 60Hz
Minimum Circuit Rating	15 Amp
Power Cord Type	3-Prong, Attached to Unit
Power Outlet Location	See Installation Diagram
Gas Supply Location	See Installation Diagram

INCLUDED ACCESSORIES

2 Standard Racks, Rear Filler Kit, LP Conversion Kit, Anti-tip Kit

OPTIONAL ACCESSORIES

Slide-in Range Filler Kit (Side Gaps) LSFL301S

DIMENSIONS / CLEARANCES / WEIGHTS

Product Dimensions
(W x H x D w/Handle) 29 7/8" x 37 1/4" x 29 7/32"

Product Height to Cooking Surface 36"

Cutout Dimensions (W x H x D) 30" x 36" x 25"

Carton Dimensions (W x H x D) 32 1/16" x 49 11/16" x 29 3/8"

Approx. Weight (Carton) 167 lbs.

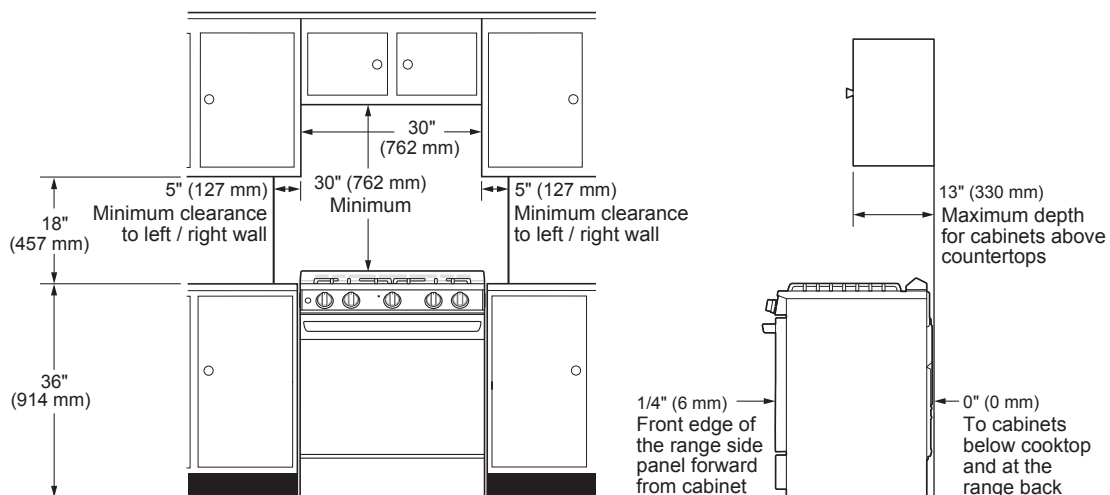
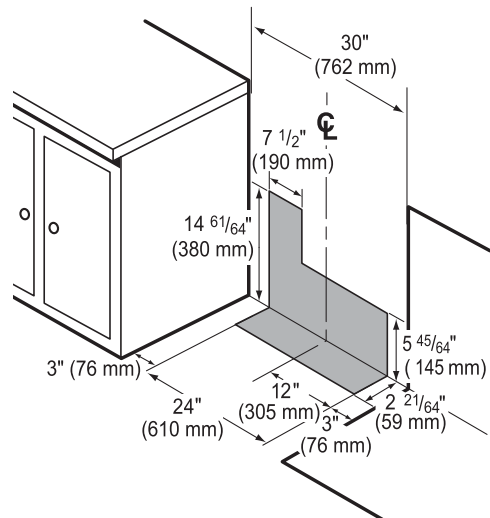
LIMITED WARRANTY

Parts and Labor 1 Year

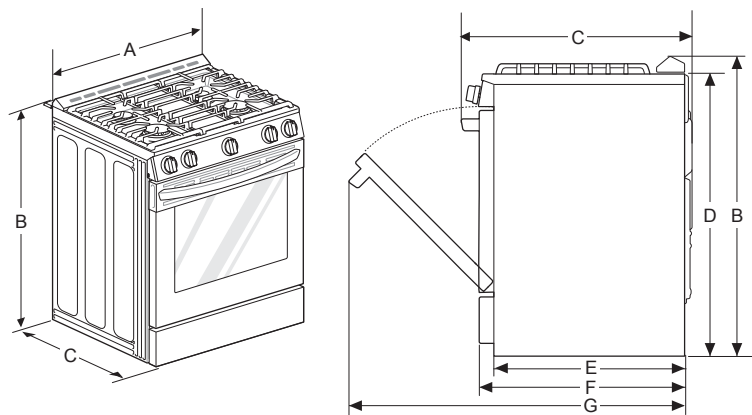
DIMENSIONS / CLEARANCES

Provide proper clearance between the range and adjacent combustible surfaces. These dimensions must be met for safe use of your range. The location of the electrical outlet and pipe opening may be adjusted to meet specific requirements. The range may be placed with 0" clearance (flush) at the back wall.

GAS PIPE AND ELECTRICAL OUTLET LOCATIONS



DIMENSIONS / CLEARANCES



DIMENSIONS / CLEARANCES		
A	Width	29 7/8" (759 mm)
B	Height	37 1/4" (946 mm)
C	Depth (Includes Door Handle)	29 7/32" (742 mm)
D	Height (Excludes Vent Trim)	36" (914 mm)
E	Depth (Includes only the product body that is loaded into the cabinet. Excludes door and handles)	24 25/32" (628.4 mm)
F	Depth (Excludes Door Handle)	26 27/32" (682 mm)
G	Depth when door is fully opened	48 5/8" (1235.9 mm)