

FISHER & PAYKEL

DATA SHEET

Steam Oven

Model no:
OS30NPX1
(refer page 2 for metric measurements)

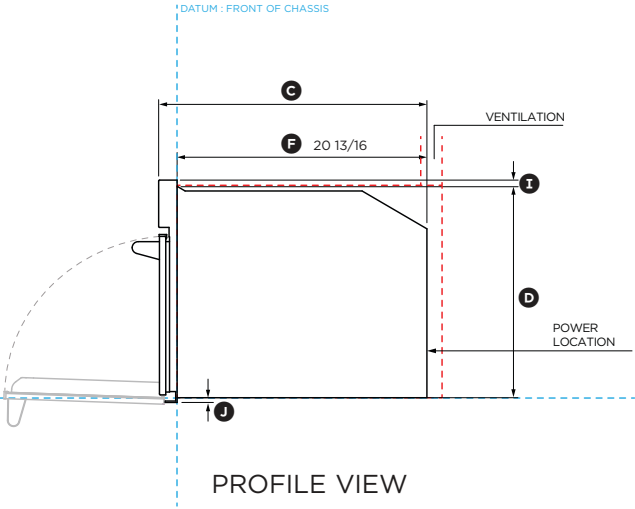
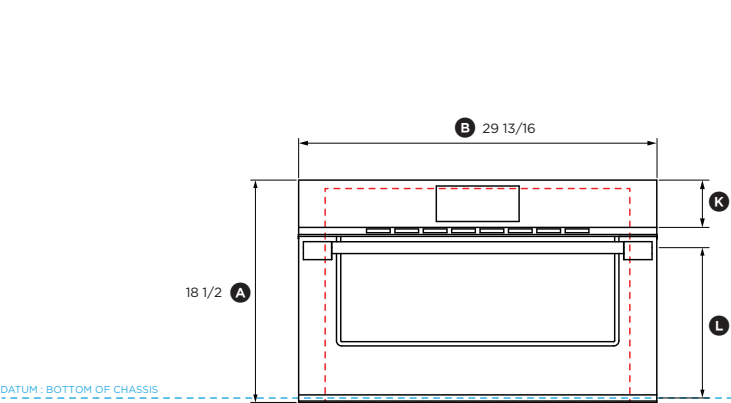
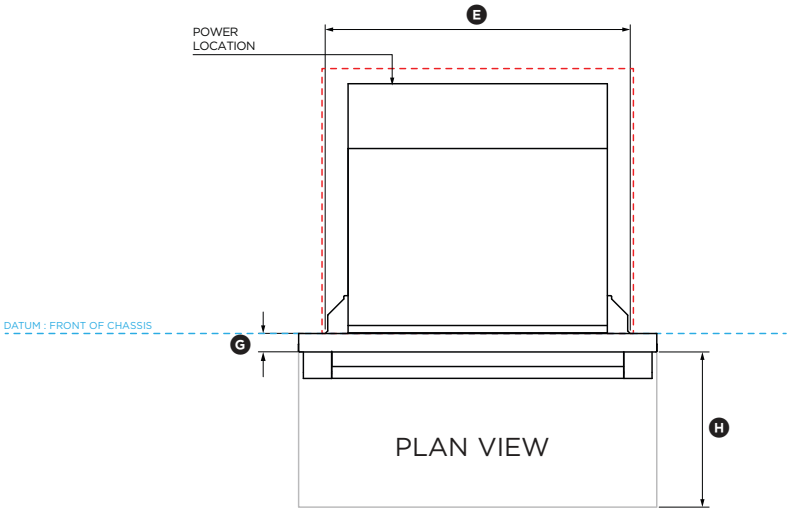
Product Dimensions	inch
Ⓐ Overall height of product	18 1/2
Ⓔ Overall width of product	29 13/16
Ⓒ Overall depth of product (excluding handle)	22 5/16
Ⓓ Height of chassis	17 9/16
Ⓘ Width of chassis	25 7/16
Ⓙ Depth of chassis	20 13/16
⓪ Depth of oven front frame and control panel (excludes handle)	1 9/16
⓫ Depth of oven door when fully open (measured from front of control panel)	12 1/8
Ⓛ Height from top of control panel to top of chassis	9/16
Ⓜ Height from bottom of chassis to bottom of lower trim	7/16
Ⓝ Height of control panel	3 15/16
Ⓞ Height from bottom of chassis to centreline of handle	12 7/8

Minimum Clearances	inch
Minimum inside height of cavity from base of chassis*	17 3/4
Minimum cavity width	25 3/8
Minimum inside cavity depth from front of chassis**	22 1/16
Rear ventilation depth***	2
Rear ventilation width***	22 1/16

*A spacer may be required in the base of the cavity. For more information on clearances, refer to installation guide.

**Flush Installation possible. Depending on cabinet panel thickness a rebate around front frame might be required, refer to installation guide.

***Rear ventilation totalling 43.4in² is required. The air vent must be located at the rear of cabinet, it can be positioned at the base, sides, back or top of the cavity.



INDICATES CABINETRY / PRODUCT DATUM -----
INDICATES CABINETRY CLEARANCES -----

DATE: 10.10.2023

IMPORTANT NOTE: Throughout this guide, dimensions may vary by $\pm 2\text{mm}$ (1/16"). Please read the installation guide for detailed information on installing the product. For full installation instructions & specifications visit fisherpaykel.com

FISHER & PAYKEL

DATA SHEET

Steam Oven

Model no:
OS30NPX1
(refer page 1 for imperial measurements)

Product Dimensions	mm
Ⓐ Overall height of product	470
Ⓑ Overall width of product	757
Ⓒ Overall depth of product (excluding handle)	567
Ⓓ Height of chassis	446
Ⓔ Width of chassis	645
Ⓕ Depth of chassis	528
Ⓖ Depth of oven front frame and control panel (excludes handle)	39
Ⓙ Depth of oven door when fully open (measured from front of control panel)	308
Ⓚ Height from top of control panel to top of chassis	14
Ⓛ Height from bottom of chassis to bottom of lower trim	10
Ⓜ Height of control panel	100
Ⓝ Height from bottom of chassis to centreline of handle	327

Minimum Clearances	mm
Minimum inside height of cavity from base of chassis*	450
Minimum cavity width	645
Minimum inside cavity depth from front of chassis**	560
Rear ventilation depth***	50
Rear ventilation width***	560

*A spacer may be required in the base of the cavity. For more information on clearances, refer to installation guide.

**Flush Installation possible. Depending on cabinet panel thickness a rebate around front frame may be required, refer to installation guide.

***Rear ventilation totalling 280cm² is required. The air vent must be located at the rear of cabinet, it can be positioned at the base, sides, back or top of the cavity.

