



CSO2450TE/S/T

FEATURES

- The elegant, modern aesthetics pair perfectly with a full suite of similarly styled Sub-Zero, Wolf, and Cove appliances
- Plumbed and non-plumbed options for maximum installation flexibility
- Full-color touchscreen simplifies use
- Save up to 50 personalized favorite recipe presets
- Cooking modes include Steam, Convection, Broil, Slow Roast
- 1750-Watt recessed broil element
- 1.7 cubic-foot oven cavity provides enough space to prepare multiple dishes at once or a 15-lb turkey
- 1889-Watt single convection system maintains heat and airflow to eliminate "cold spots"
- Three full-extension rack positions and one standard position allow easy access and increased cooking flexibility
- 40-fluid ounce (1.2-liter) tank holds enough water for 4-hours of uninterrupted steam cooking
- The temperature probe alerts you when your dish has reached the desired temperature

ACCESSORIES

- Broiler Rack
- Descaling Solution
- Enameled Broil Pan
- Perforated Pan - 12 3/4" x 1 1/2" x 7"
- Perforated Pan - 17 3/4" x 1 1/4" x 15"
- Pro Handle
- Solid Pan - 12 3/4" x 1 1/2" x 7"
- Solid Pan - 17 3/4" x 1 1/4" x 15"
- Standard Oven Rack
- Temperature Probe

Accessories available through an authorized dealer.  
For local dealer information, visit [subzero-wolf.com/locator](https://subzero-wolf.com/locator).

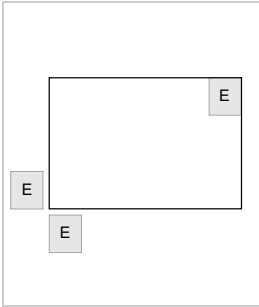




PRODUCT SPECIFICATIONS

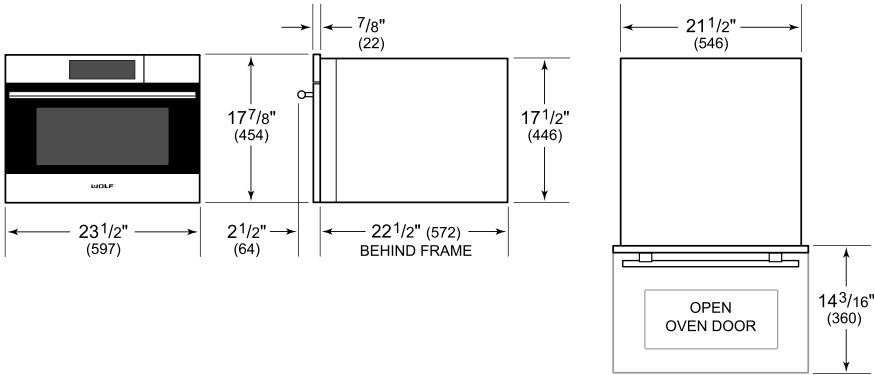
Model	CSO2450TE/S/T
Dimensions	23 1/2"W x 17 7/8"H x 22 1/2"D
Oven Interior Dimensions	17 1/2"W x 10 3/4"H x 15 1/8"D
Overall Capacity	1.7 cu. ft.
Usable Capacity	1.2 cu. ft.
Door Clearance	14 3/16"
Weight	91 lbs
Electrical Supply	240/208 VAC, 60 Hz
Electrical Service	20 amp dedicated circuit
Conduit Length	4 Feet

ELECTRICAL

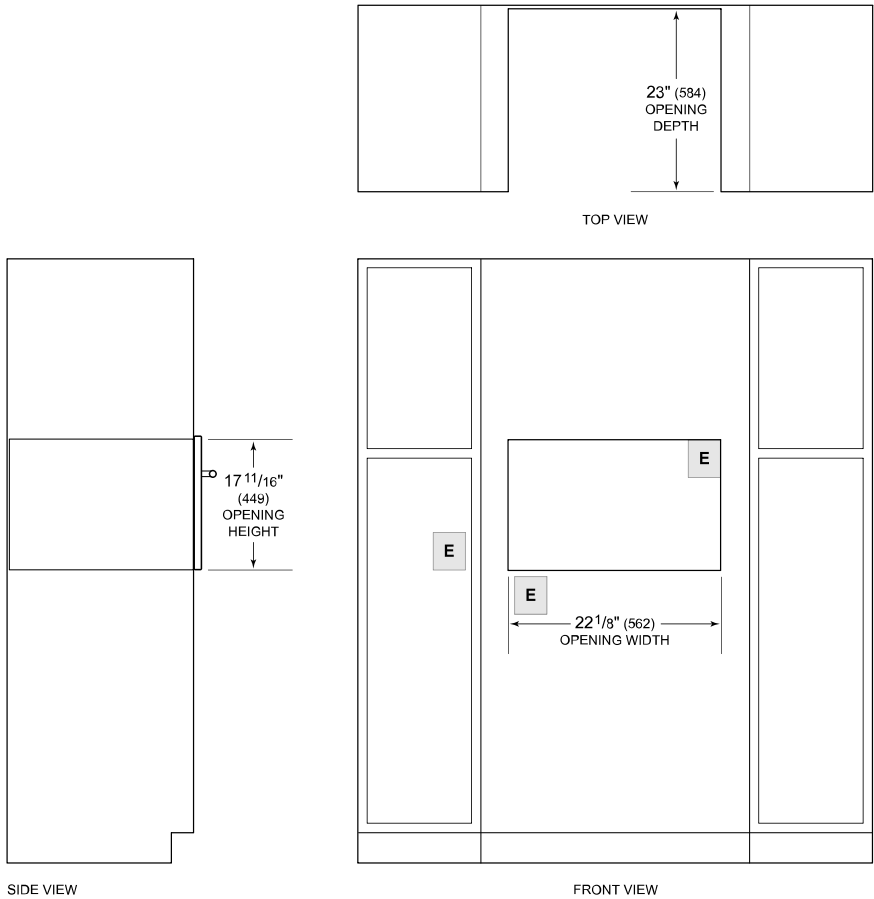


**NOTE:** Dimensions in parenthesis are in millimeters unless otherwise specified

DIMENSIONS



STANDARD INSTALLATION



**NOTE:** Location of electrical supply within opening may require additional cabinet depth.