

PFQ97HSPVDS/RS/GN

GE Profile™ 4.8 cu. ft. Capacity UltraFast Combo
with Ventless Heat Pump Technology Washer/Dryer

DIMENSIONS AND INSTALLATION INFORMATION (IN INCHES)

ELECTRIC RATING

120V	11.0A, 60Hz
------	-------------

INSTALLATION INFORMATION: For complete information, see installation instructions packed with your Combo.

CIRCUIT REQUIREMENTS: An individual, properly grounded branch circuit, protected by a 15-amp circuit breaker or a time-delay fuse, is required.

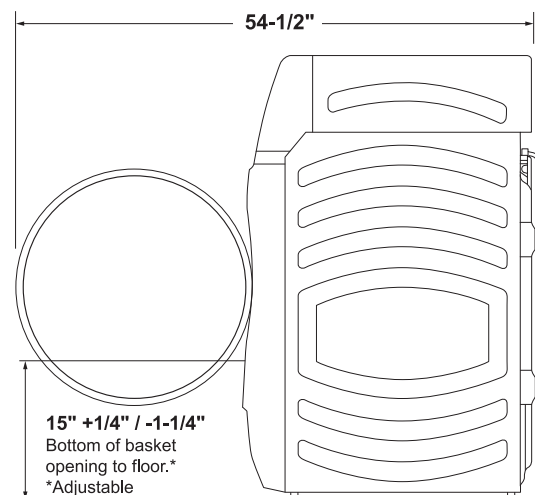
NOTE: Combo wall outlet must be located within 36" of service cord entry and accessible when combo is mounted in position.

INCLUDED POWER CORD LENGTH - Up to 66"

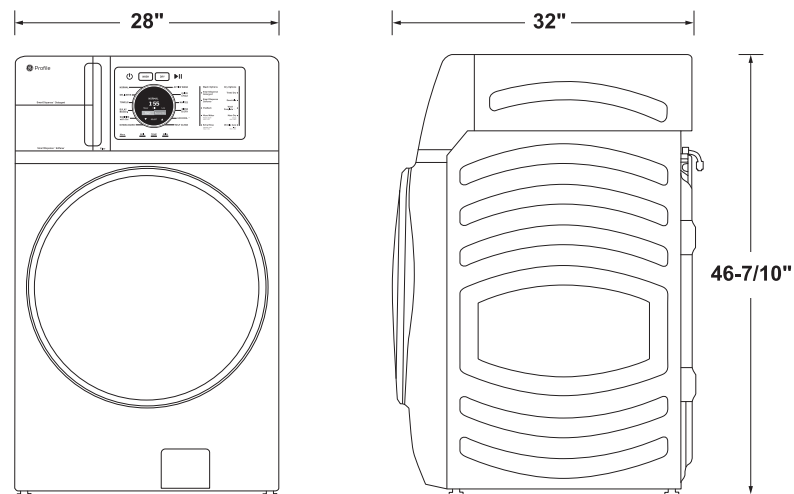
INCLUDED DRAIN HOSE LENGTH - Up to 60"

WARRANTY

Labor Warranty	Limited 1-year entire appliance
Parts Warranty	Limited 1-year entire appliance Limited 5-year sealed system Limited 10-year motor



*With leveling leg adjust.



For answers to your Monogram, Café™, GE Profile™ or GE Appliances product questions, visit our website at geappliances.com or call GE Answer Center® Service, 800.626.2000.



Listed by
Underwriters
Laboratories

Specification Created 12/25

PFQ97HSPVDS/RS/GN

GE Profile™ 4.8 cu. ft. Capacity UltraFast Combo with Ventless Heat Pump Technology Washer/Dryer

ALCOVE OR CLOSET INSTALLATION:

-Approved for closet installation. Closet doors must be louvered or otherwise ventilated and have at least 60 square inches (387.1 cm²) of open area.

-No Venting Required.

-Minimum clearances between Combo cabinet and adjacent walls or other surfaces are: 0" all sides and top.*

MINIMUM CLEARANCE OTHER THAN ALCOVE OR CLOSET INSTALLATIONS:

-Minimum clearances to combustible surfaces 0" all sides and top.*

WEIGHT

- Carton weight 323 lbs
- Product weight 302 lbs

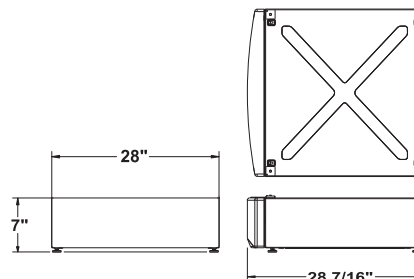
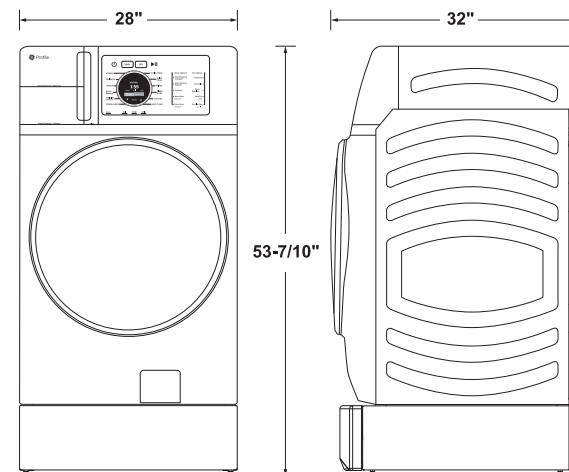
ACCESSORIES**

GE Part Number	Description
GFR0728PTDS	7" RightHeight™ Riser/Carbon Graphite
GFR0728PNRS	7" RightHeight™ Riser/Sapphire Blue
GFR0728PWGN	7" RightHeight™ Riser/Jade Green
WX14X10011	Washer Hoses- 6' Stainless Steel 90° Elbows; 2-pack
PM14X10002	Washer Hoses- 4' Rubber; 2-pack
WH1X2267	Washer Hoses- Filter Screen; 1-per
WH41X36697	Washer Hose- Unicoupler (sink faucet hook-up)
WX14X10014	1' Hose Splitter 2-way (Short Hose with Y- Adapter)
WH49X316	Drain Hose Extension Kit- Approx. 44"
GFAPC120V	4-Prong 240V to 120V Plug Adapter
PM14X10056	Filter- Appliance Brush Set (Internal Area of Combo)
WE16X39861	Lint Filter Assembly (All Mesh)
WX08X10070	4" Duct Vent Cap
WR97X27706	Touch-Up Paint- 0.6 oz./Carbon Graphite
WH97X30578	Touch-Up Paint- 0.6 oz./Sapphire Blue
WH97X38418	Touch-Up Paint- 0.6 oz./Jade Green
PM7X2	Floor Pan- Low-Profile Pan with Drain (White)

*For improved performance, a 1/2" clearance is suggested on each side.

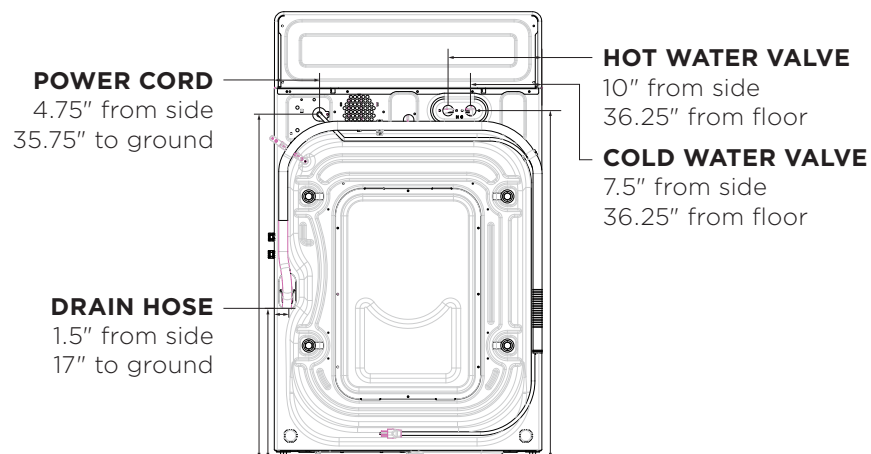
**Accessories sold separately.

For answers to your Monogram, Café™, GE Profile™ or GE Appliances product questions, visit our website at geappliances.com or call GE Answer Center® Service, 800.626.2000.



RISER DIMENSIONS (IN INCHES) GFR0728PTDS - CARBON GRAPHITE

This optional 7" riser raises the door opening and height of the Combo unit. On a riser this unit is no longer ADA compliant. Not suggested for installation on a 16" pedestal.



BACK VIEW



PFQ97HSPVDS/RS/GN

GE Profile™ 4.8 cu. ft. Capacity UltraFast Combo with Ventless Heat Pump Technology Washer/Dryer

FEATURES AND BENEFITS

2-in-1 Washer/Dryer - Wash & Dry a large load of laundry in about 2 hours without the hassle of transferring clothes from the washer to the dryer.*

High-Airflow Ventless Drying System - Recirculated high-speed filtered airflow lets you gently dry activewear, denim and other delicate items so you don't have to hang dry.

Easy Installation & Space-Saving Solutions - Rethink your laundry space and location with a 120V, all-in-one Ventless Combo design that takes up half the space of two separate units.

Greater Energy Savings** - 50% more energy efficient drying** with Ventless Heat Pump.

Adaptive SmartDispense™ Technology - Save time and effort with an intelligent dispenser that holds enough detergent and softener for up to 32 loads. Plus, scan the barcode on the detergent or softener bottle with the SmartHQ™ app and the washer will dispense the right amount based on the type of product used.

Pet Hair Removal - Offers a unique, sustainable solution for pet hair removal. By using filtered high-speed air before the wash cycle, the Combo requires 65%* less water and 50%* less energy than other laundry systems, as it effectively vacuums and captures dry pet hair in the EZ Access two-stage lint filter.

Microban® Antimicrobial Technology - Provides antimicrobial protection on the gasket, dispenser, and draining system, to help prevent odors and ensuring your Combo stays fresh and clean load after load.

Smart Features Powered by SmartHQ™ - When connected to the SmartHQ™ app, the Combo allows you to select detergents, download specialty cycles, receive cycle status notifications, and initiate updates.

Large Wash Capacity - Large, 4.8-cu.-ft. capacity lets you clean large sized loads, even clean a king-size comforter.

Limited Warranty - Rest assured knowing your unit is backed by a 10-year limited warranty on the motor and a 5-year limited warranty on the sealed drying system.

EZ Access Lint Filter System - An exclusive, easy-to-reach lint filter system allows you to remove lint and micro particles, ensuring your Combo operates at the highest levels of efficiency.

Sanitize with Oxi - Remove 99% of bacteria with a dedicated cycle that uses an Oxi additive to boost your detergent's cleaning power, while keeping fabrics looking and feeling their best.

Eco Cool™ Cycle - Save energy with a specially designed cold-water wash and efficient Dry cycle that delivers comparable cleaning performance to the normal warm water wash cycle.

My Setting - Store preferred wash and dry cycle settings for later use, maximize time and alleviate adjusting cycle preferences with every load. Cycle preferences are stored, selected and deselected with a touch of a button; a heart symbol appears to indicate the setting has been stored and in-use.

Dewrinkle - Dewrinkle helps save time by minimizing ironing. If clothes are slightly wrinkled from sitting in the dryer too long, this setting helps remove wrinkles from 1-8 garments with steam vapor for approximately 35 minutes during the dry cycle.

Wrinkle Care - Prevents wrinkles by extending the tumble without heat.



* Based on completing the Normal Wash + Dry cycle with Eco Dry on using a 10-lb. DOE or Mixed Load in about 2 hours. See Use & Care Manual for details.

** Efficiency rating as compared to the requirements for ENERGY STAR qualification for standard electric dryers.

