

HR 1432-3 I

36" Range

Induction with M Touch controls, Moisture Plus and wireless roast probe



- Turn dial operation with display – DirectSelect
- State-of-the-art technology for the cooktop – 5 induction cooking zones
- Fast heating time and even heat distribution – TwinPower
- Minimal cleaning effort – Self-cleaning
- Easy opening & closing – noise and vibration absorbers

EAN: 4002516842903 / Material number: 12535250 /
Old Material Number: 25143281USA

| | |
|---|-------------------------------|
| Heating type | |
| Electric/Induction | • |
| Cooktop | Induction |
| Design | |
| Range | • |
| Appliance width in inches | 36 |
| Operating modes | |
| Surround | • |
| Maxi Broil | • |
| Convection Bake | • |
| Convection Roast | • |
| Bake | • |
| Design | |
| Appliance color | Clean Touch Steel |
| Oven display | EasyControl |
| Convenience features | |
| Precise temperature control | 75-575°F |
| Cooktop features | |
| Heating type | Induction |
| Number of induction cooking zones | 5 |
| Power level display | 1 - 9 |
| Number of vario cooking zones | 1 ring |
| PowerFlex cooking zones | 4 |
| PowerFlex cooking areas | 2 |
| Residual heat indicator | • |
| User convenience | |
| Precision knobs | • |
| Automatic switch-off | • |
| Time of day display | • |
| Minute minder | • |
| Programmable cooking time | • |
| Individual settings | • |
| Appliance door | |
| CleanGlass door | • |
| Door contact switch | • |
| SoftClose oven door/ SoftOpen | • |
| Oven compartment | |
| Oven cavity volume in cu. ft. (l) | 5.3 (150) ft ³ (l) |
| Number of oven shelf levels | 6 |
| No. of halogen lamps | double |
| TwinPower hot air fans | • |
| Efficiency and sustainability | |
| Rapid PreHeat | • |
| Cleaning convenience | |
| Stainless-steel front with partial Clean Touch Steel finish | • |
| Oven with self-cleaning program | • |
| Unheated catalyzer | • |
| Catalyzer | unheated |

HR 1432-3 I

36" Range

Induction with M Touch controls, Moisture Plus and wireless roast probe



EAN: 4002516842903 / Material number: 12535250 /

Old Material Number: 25143281USA

Cooktop surface Ceramic surface

Safety

Appliance cooling system and cool touch front

•

Safety cut-out

•

System lock

•

Door contact switch

•

Door lock during self cleaning

•

Technical data

Appliance height min in in.(mm)

35 5/8 (902)

Dimensions (depth) in in. (mm) with bullnose

27 3/4 (702)

Appliance height max in in.(mm)

37 1/8 (940)

Frequency in Hz

60

Appliance width in in. (mm)

36 1/8 (915)

Power Rating in V

120

Fuse rating in A

50

Number of phases

1

Standard accessories

Self Clean ready baking and roasting rack

1

Self clean ready baking and roasting racks with rail system

1

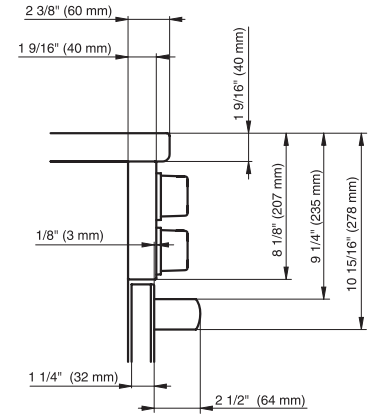
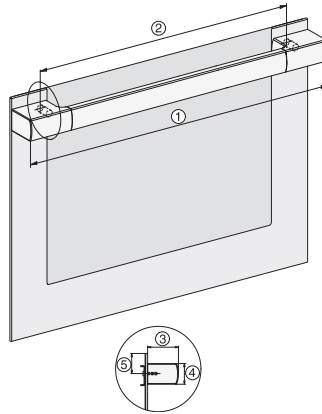
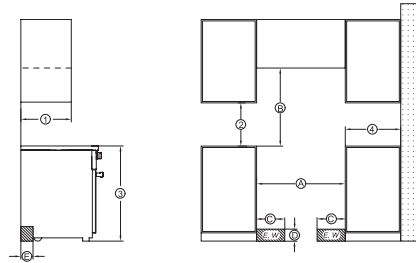
Side racks self clean ready

1

HR 1432-3 I

36" Range

Induction with M Touch controls, Moisture Plus and wireless roast probe



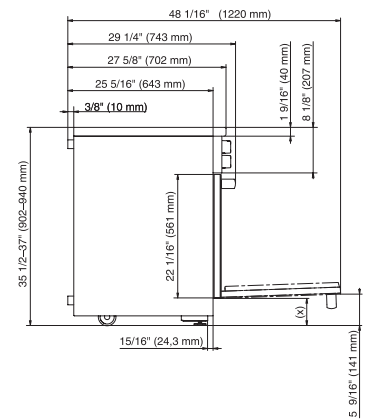
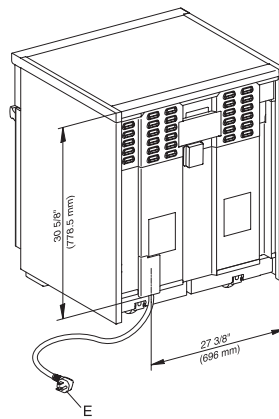
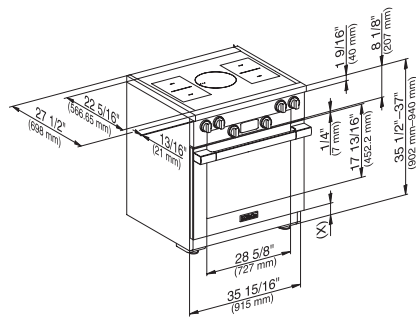
HR1422-3i, HR1622-3i, HR1432-3i, HR1632-3i – Installation drawing

② Maximum depth of top cabinet, ② Minimum distance to bottom edge of top cabinet, ② Distance from the floor to cooktop surface, ② Minimum distance to combustible surfaces, , E = Electric connection, W = Water connection, (A) Width of cabinet opening, (B) Minimum distance between the top of the cooking area and the bottom of an unprotected combustible surface, Minimum distance to a protected combustible surface or when a Miele Ventilation Hood is installed. For all other, Hoods please consult the manufacturer's specifications for required distances., (C) Maximum connection width right and left, (E) Maximum connection height

HR11xx-3, HR14xx-3, HR16xx-3i, HR17xx-3, HR19xx-3 installation drawings

30", ② 20 3/4" / 527.6 mm, ② 16 5/8" / 422.6 mm, ② 2 1/2" / 64 mm, ② 1 11/16" / 43 mm, ② 1 11/16" / 42.5 mm, 36", ② 28 9/16" / 725 mm, ② 22 5/8" / 575 mm, ② 2 1/2" / 64 mm, ② 1 11/16" / 43 mm, ② 1 11/16" / 42.5 mm

HR1421-3, HR1422-3i, HR1432-3i (installation drawing)



HR1432-3I (installation drawing)

(x) = Toe-kick height adjustment 5" – 6 1/2" (127 mm – 165.1 mm)

HR1432-3I (installation drawing)

E = Electric connection

HR1432-3I (installation drawing)

(x) = Toe-kick height adjustment 5" – 6 1/2" (127 mm – 165.1 mm)