


15.3 cu. ft. Counter Depth Wine Cellar Refrigerator

- 28" Wide Wine Refrigerator
- 65 Wine Bottle Capacity
- InstaView™ Door
- Auto Open Door™
- Optimal Preservation Technology™
- Multi-Temperature Zones
- Fully Convertible Drawers with Auto Lift
- Voice Control
- LUMIShelf™ Undershelf Lighting
- Beechwood Shelves
- LG ThinQ® Technology (Wi-Fi)



LG SIGNATURE

COLOR AVAILABILITY

 URET1408N – Textured Steel™

CAPACITY

Wine / Refrigerator (cu. ft.)	10.3
Freezer (cu. ft.)	5
Total Capacity (cu. ft.)	15.3

ENERGY

Energy Consumption (kWh/Year)	210
ENERGY STAR® Qualified	No

COOLING

Compressor Type	Linear Compressor
Optimal Preservation Technology™	Yes
Cooling System	FRESHShield™ Cooling (Top Cooling)
Multi-Air Flow™ System	Yes
Temperature Sensors	7
Fresh Air Filter	Yes

CONVENIENCE

Display Type	Hidden Display/White LED
Temperature Controls	Electronic/Digital
Humidity Control	Yes
Door Alarm	Yes
Child Lock	Yes
Auto Closing Door Hinge	Yes
ADA Compliant	Yes
Sabbath Mode	Yes

WINE COMPARTMENT

InstaView™ Door	Yes (Black Mirrored)
Wine Bottle Capacity	65
No. of Shelves	5 Sliding
Shelf Construction	Beechwood
Zone Divider	Yes
Champagne Drawer	Yes
Vibration Control	Yes
Humidity Control	Yes
Precise Temperature Control	Yes
Temperature Ranges	
Wine Compartment – Upper	Adjustable 52-64° F
Wine Compartment – Lower	Adjustable 41-52° F
Champagne Drawer	Set Temp. Approx. 41 to 46° F
Auto Open Door™ (Foot Activated)	Yes
UV-Resistant 3-Layer Glass Door	Yes
LED Lighting	Yes (Ceiling and Shelves)

REFRIGERATOR / FREEZER DRAWERS

Drawer Type	2 Convertible Pull-out Drawers
Refrigerator or Freezer Mode (Both Drawers Must Use Same Mode)	Yes
Temperature Ranges	
Refrigerator Drawer Mode	Default: 37° F Range: 33° F to 43° F
Freezer Drawer Mode	Default: 0° F Range: -7° F to 5° F
DuraBase™ Solid Drawer Base	Yes
Drawer Divider	Yes, DuraBase™ (Upper Drawer)
Auto Lift Inner Compartment	Yes (Lower Drawer)
Express Freeze	Yes
LED Lighting	Yes

SMART FEATURES

Wi-Fi Enabled	Yes
ThinQ®	Yes
Proactive Customer Care	Yes
Voice Control	Google Assistant, Amazon Alexa
SmartDiagnosis™	Yes
Remote Monitoring	Yes

MATERIALS AND FINISHES

Hidden Hinges	Yes
Surface	Brushed
Fingerprint & Smudge Resistant Exterior	Yes
Handles	Pocket

ACCESSORIES

Replacement Fresh Air Filter	LT120F
------------------------------	--------

TECHNICAL SPECS

Required Power Supply	115 V, 60 Hz, 15 Amp
Plug Type	3-Prong
Power Cord Location	TBD

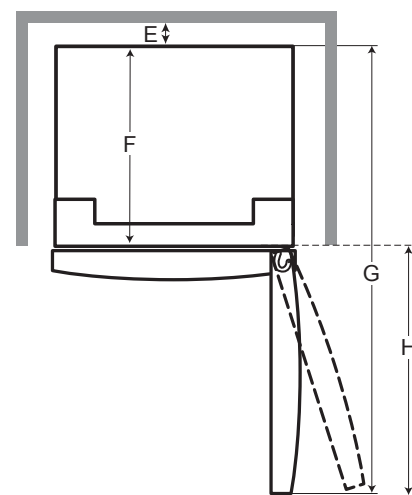
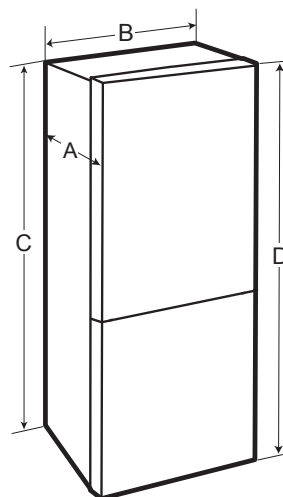
DIMENSIONS / CLEARANCES / WEIGHTS

Depth	28 15/16"
Depth without Door	24 15/16"
Depth (Total with Door Open)	53 3/16"
Height to Top of Case	69 1/16"
Height to Top of Door Hinge	70 5/8"
Width	27 9/16"
Width (Door Open 90°)	70 5/8"
Door Edge Clearance	2 1/3"
Installation Clearance	Sides 2", Top 2", Back 2"
Approx. Weight (Product / Carton)	386 lbs. / 408 lbs.
Carton Dimensions (WxHxD)	30" x 73" x 32"

LIMITED WARRANTY

Parts & Labor	1 Year
Sealed System (Parts & Labor)	5 Years
Compressor (Parts & Labor)	5 Years
Linear Compressor (Parts Only)	10 Years

DIMENSIONS / CLEARANCES



DIMENSIONS / CLEARANCES

A	Depth	28 15/16" (735 mm)
B	Width	27 9/16" (700 mm)
C	Height to Top of Case	69 1/16" (1753 mm)
D	Height to Top of Hinge	70 5/8" (1793 mm)
E	Back Clearance	2" (50 mm)
F	Depth without Door	24 15/16" (633 mm)
G	Depth (Total with Door Open 90°)	53 3/16" (1350 mm)
H	Front Clearance	25 5/8" (727 mm)

INSTALLATION NOTES

- The installation location chosen for the refrigerator should allow space behind the unit for connections and airflow and space in front to open the doors and drawers.
- Too small of a distance from adjacent items may result in lowered freezing capability and increased electricity consumption charges. Allow at least 25 ⁵/₈ inches (727 mm) in front of the refrigerator to open the doors, and at least 2 inches (50.8 mm) between the back of the refrigerator and the wall.