

MM15TF/S

FEATURES

Perfect your stir fry with a sculpted flame courtesy of a high-output 22,000 Btu burner

Transform the cooktop with the innovative "two in one" grate for standard or wok cooking

Pair the slim 15" modules with other modules and full-size transitional framed cooktops

Clean-up is a wipe away with the seamless, stainless-steel burner pan

Re-ignites immediately if flame goes out

Program via an illuminated control panel

ACCESSORIES

Cooktop/Module Filler Strip

Cooktop/Module Filler Strip for Downdrafts

Accessories available through an authorized dealer.

For local dealer information, visit subzero-wolf.com/locator.



PRODUCT SPECIFICATIONS

Model	MM15TF/S
Dimensions	15"W x 5"H x 21"D
Weight	30 lbs
Electrical Supply	120 VAC, 60 Hz
Electrical Service	15 amp dedicated circuit
Gas Supply	3/4" ID line
Gas Inlet	1/2" NPT male
Power Cord Length	6 Feet
Receptacle	3-prong grounding-type

ELECTRICAL

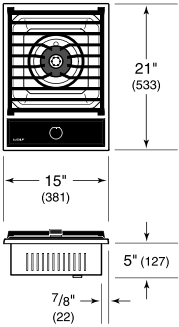
PLUMBING

GAS

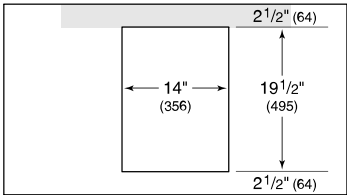
COUNTERTOP	COUNTERTOP	COUNTERTOP
<div>E</div> <div>G</div> <div>LOCATE ELECTRICAL AND GAS SUPPLY ANYWHERE ON BACK WALL OF OPENING</div>	<div>E</div> <div>G</div> <div>LOCATE ELECTRICAL AND GAS SUPPLY ANYWHERE ON BACK WALL OF OPENING</div>	<div>E</div> <div>G</div> <div>LOCATE ELECTRICAL AND GAS SUPPLY ANYWHERE ON BACK WALL OF OPENING</div>

NOTE: Dimensions in parenthesis are in millimeters unless otherwise specified

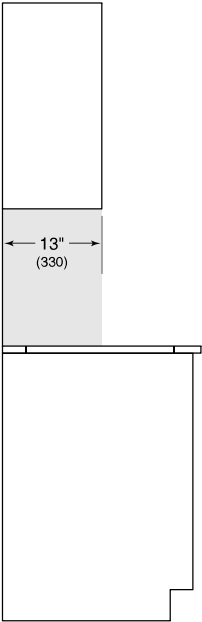
DIMENSIONS



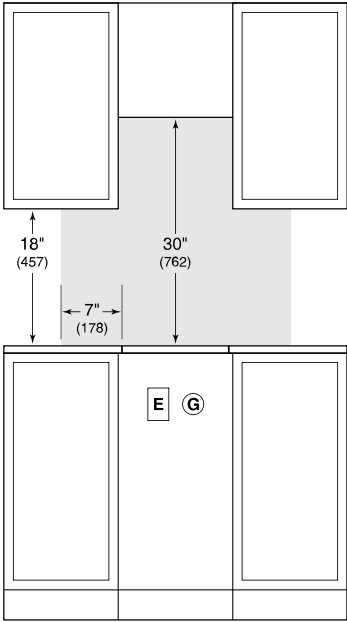
STANDARD INSTALLATION



COUNTERTOP CUT-OUT



SIDE VIEW



FRONT VIEW

NOTE: Shaded area above countertop indicates minimum clearance to combustible surfaces, combustible materials cannot be located within this area.