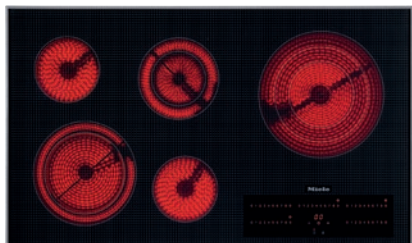


KM 5860 240V

Electric cooktop

with direct selection plus including timer for maximum user convenience.



- Quick selection using numerical linear keybanks – Direct control plus
- Attractive design – 36 1/8 (915) in (mm) wide with stainless steel frame
- Convenient – Auto heat-up for every cooking zone
- Safe – residual heat indicator for every cooking zone

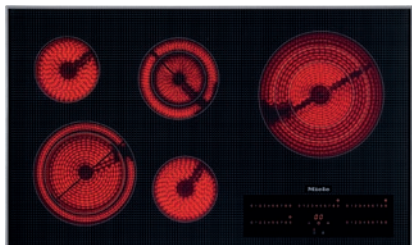
EAN: 4002514866697 / Material number: 07821760 / Old Material Number: 26586050USA

Heating type	
Fuel type	Electrical
Construction type	
Independent of oven	•
Design	
Elegant glass ceramic surface	•
Ceramic surface color	Black
Print design	Basalt grey decor
Stainless steel frame	•
Proud installation	•
Ring features	
No. of rings	5
1st cooking zone/cooking area	
Position	front left
Type	Variable cooking zone
Size in mm	Ø 180 / Ø 230
Max. rating in W	1600/2500
2nd cooking zone/cooking area	
Position	rear left
Type	Single-circuit ring
Size in mm	Ø 145
Max. rating in W	1200
3rd cooking zone/cooking area	
Position	rear center
Type	Variable cooking zone
Size in mm	Ø 120 / Ø 180
Max. rating in W	700/1800
4th cooking zone/cooking area	
Position	rear right
Type	Variable cooking zone
Size in mm	Ø 145 / Ø 210 / Ø 270
Max. rating in W	1100/2150/3100
5th cooking zone/cooking area	
Position	front center
Type	Single-circuit ring
Size in mm	Ø 145
Max. rating in W	1200
Control panel	
Operation via touchpad sensors	Direct Control Plus
Stop & Go function	•
Extended ring area	•
Minute minder	•
User convenience	
Display colour	Red
Auto heat-up	•
Safety switch-off	•
Cleaning convenience	
Easy to clean ceramic glass	•
Safety	
Safety cut-out	•

KM 5860 240V

Electric cooktop

with direct selection plus including timer for maximum user convenience.



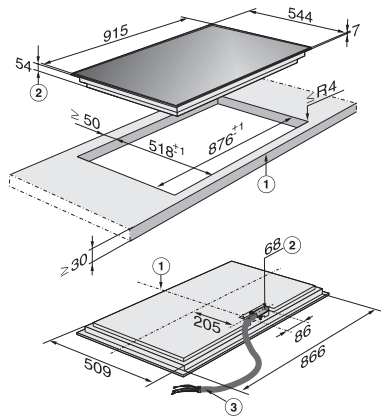
EAN: 4002514866697 / Material number: 07821760 / Old Material Number: 26586050USA

Lock function	•
System lock	•
Overheating protection	•
Residual heat indicator	•
Technical data	
Dimensions (width) in in. (mm)	36 1/8 (915)
Dimensions (height) in in. (mm)	2 1/2 (62)
Built-in height with mains connection box in in. (mm)	2 3/4 (67)
Depth in in. (mm)	21 1/2 (544)
Cutout dimensions in mm (width) with surface-mounted installation	34 1/2 (876)
Cutout dimensions in mm (depth) with surface-mounted installation	20 1/2 (518)
Weight in lbs. (kg)	39 (18)
Total connected load in kW	9.80
Power cord length in in. (m)	4 (1.4)
Voltage in V	240
Frequency in Hz	60
Accessories supplied	
Razor-blade scraper	•
Number of mains cables with plug	Yes

KM 5860 240V

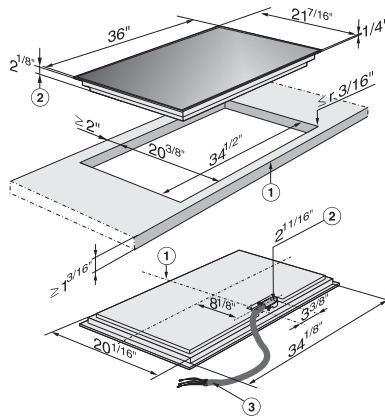
Electric cooktop

with direct selection plus including timer for maximum user convenience.



KM 5860 (Installation drawing)

1. Front, 2. Building-in depth, 3. Flexible metal hose, L = 1200 mm



KM 5860 (Installation drawing)

1. Front, 2. Building-in depth, 3. Flexible metal hose, L = 47 1/4"