

HR 1935-3 G DF GR

36 inch range

– the Dual Fuel all-rounder with M Touch for the highest demands.



- Network-enabled WiFi appliance – Miele@home
- Maximum variety – four powerful burners and a grill
- Perfect baking and roasting results – Moisture plus
- Ergonomic and easy operation – motorized lift-up control panel
- Precise cooking temperature – Wireless Precision Probe

EAN: 4002516486794 / Material number: 11791600 / Old Material Number: 25193581USA

Type of heating	
Dual fuel	•
Gas type	Natural gas
Construction type	
Range	•
Appliance width in inches	36
Operating modes	
Speed Oven MasterChef automatic programs	•
Maxi Broil	•
Defrost	•
Auto roast	•
Broil	•
Intensive Bake	•
Moisture Plus	•
Slow roast	•
Surround	•
Browning	•
Bake	•
Convection Roast	•
Special modes	•
Design	
Appliance color	Clean Touch Steel
Convenience features	
Wireless Precision Probe	•
Keep-warm function	•
Crisp function	•
Cooktop features	
Number of gas burners	4
Number of TrueSimmer burners x power in BTU	1 x 12 500 BTU/hod.
Number of power burners x power in BTU	1 x 13.60
Number of high burners x power in BTU	2 x 19.50
True Simmer function	•
GasStop	•
Number and power rating of grill surface in BTU/h	1 x 19,000
Width of broil surface in in.(mm)	11 1/4 (284) in (mm)
Depth of broil surface in in.(mm)	22 1/8 (560) in (mm)
Control panel	
Precision knobs	•
Illuminated knob	•
ComfortSwivel handle	•
Motorized lift-up control panel	•
Sabbath program	•
Time synchronization	•
Automatic switch-off	•
Acoustic signal when desired temperature is reached	•
User convenience	
MultiLingua	•
MyMiele	•
Timed bursts of steam	•
Time of day display	•

HR 1935-3 G DF GR

36 inch range

– the Dual Fuel all-rounder with M Touch for the highest demands.

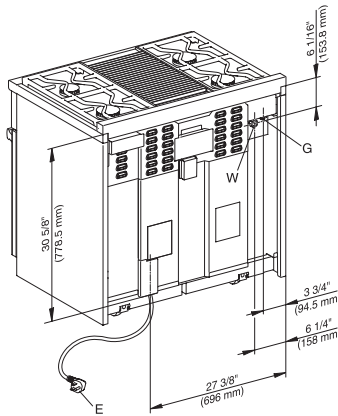


EAN: 4002516486794 / Material number: 11791600 / Old Material Number: 25193581USA

Date display	•
Minute minder	•
Programmable cooking time	•
Actual temperature display	•
Default temperature	•
Favorites	•
Individual settings	•
Door	
CleanGlass door	•
Door contact switch	•
SoftClose oven door/ SoftOpen	•
Cavity	
Oven cavity volume in cu. ft. (l)	5.76 (163) ft ³ (l)
Number of oven shelf levels	6
No. of halogen lamps	2
TwinPower hot air fans	•
Efficiency and sustainability	
Residual heat utilization	•
Energy-saving lighting circuit	•
Rapid PreHeat	•
Cleaning convenience	
Stainless-steel front with partial Clean Touch Steel finish	•
Oven with self-cleaning program	•
AirClean catalyzer	•
ComfortClean dishwasher-safe grates	•
Cooktop surface	Black enamel
Safety	
Appliance cooling system and cool touch front	•
Safety cut-out	•
System lock	•
Door contact switch	•
Door lock during self cleaning	•
Technical data	
Appliance height min in in.(mm)	37 1/8 (942)
Dimensions (depth) in in. (mm) with bullnose	27 3/4 (702)
Appliance height max in in.(mm)	38 5/8 (980)
Fresh water connection for Moisture Plus	•
Fresh water connection for Moisture Plus	1.5
Appliance width in in. (mm)	36 1/8 (915)
Power Rating in V	120
Voltage in V	240/208
Number of phases	1
Fuse rating in A	30
Accessories supplied	
Anti-splash insert	1
Self Clean ready baking and roasting rack	2
Self clean ready baking and roasting racks with rail system	1
Side racks self clean ready	1

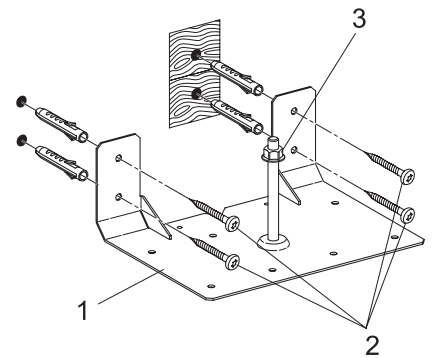
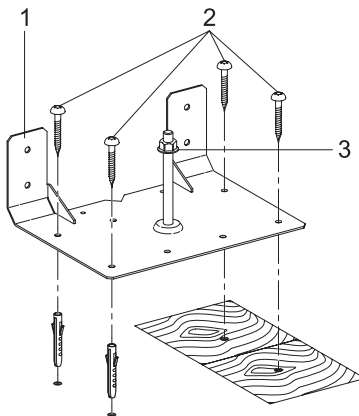
36 inch range

1 2 4



HR1935G, HR1935-2, HR1935-3 (installation drawing)

HR19x4, HR193x, HR195x (installation drawing)



HR11xx, HR19xx, HR 17xx – Installation drawing

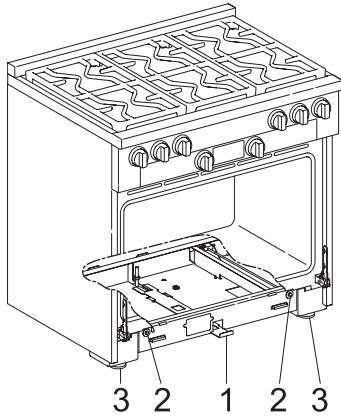
HR11xx, HR19xx – Installation drawing

1 Anti-tip device , 2 Screws, 3 Locking nut

HR 1935-3 G DF GR

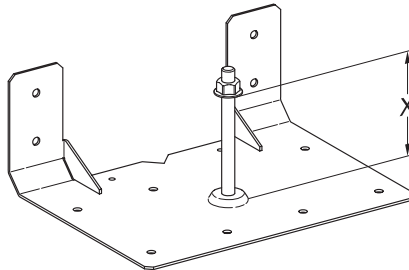
36 inch range

– the Dual Fuel all-rounder with M Touch for the highest demands.



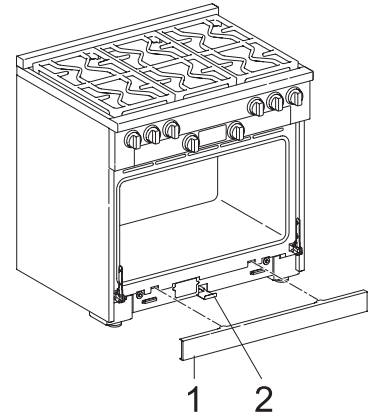
HR11xx, HR19xx, HR17xx – Installation drawing

1 Anti-tip device , 2 Screws, 3 Locking nut



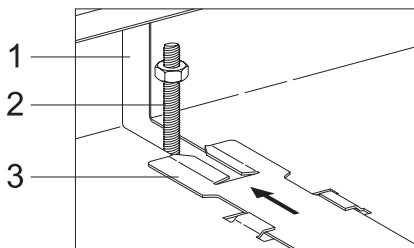
HR11xx, HR19xx, HR17xx – Installation drawing

X 3 13/16" (97 mm): HR1124, HR1134, HR1135, HR1136, HR1724, HR1924, HR1934, HR1935, HR1936, HR1954, HR1955, HR1956, , X 3 1/4" (82 mm): HR1134-2, HR1134-3, HR1135-2, HR1135-3, HR1136-2, HR1136-3, HR1924-2, HR1924-3, HR1934-2, HR1934-3, HR1935-2, HR1935-3, HR1936-2, HR1936-3, HR1954-2, HR1954-3, HR1955-2, HR1955-3, HR1956-2, HR1956-3



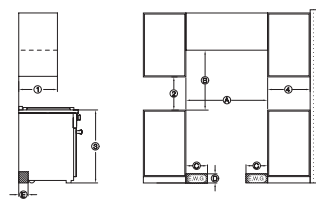
HR11xx, HR19xx, HR17xx – Installation drawing

1 Toe kick cover , 2 Locking clamp



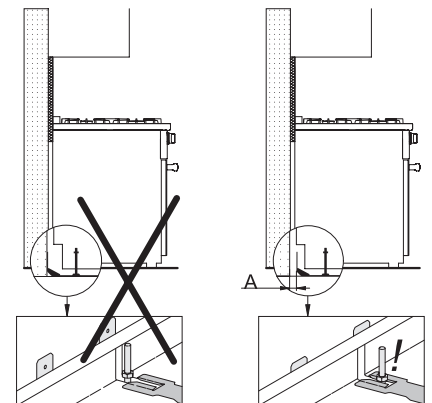
HR11xx, HR19xx, HR17xx – Installation drawing

1 Opening in the range housing , 2 Bolt of the anti-tip device , 3 Locking clamp with slot



HR19xx – Installation drawing

Maximum depth of top cabinet , Minimum distance to bottom edge of top cabinet , Distance from the floor to cooktop surface , Minimum distance to combustible surfaces , , E = Electric connection, W = Water connection, G = Gas connection , , (A) Width of cabinet opening, (B) Minimum distance between the top of the cooking area and the bottom of an unprotected combustible surface. Minimum distance to a protected combustible surface or when a Miele Ventilation Hood is installed. For all other Hoods please consult the manufacturer's specifications for required distances., (C) Maximum connection width right and left , (D) Maximum connection height , (E) Maximum connection depth



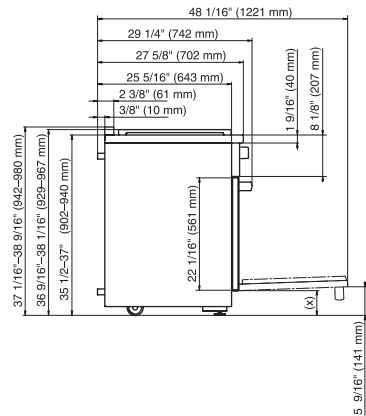
HR11xx, HR19xx, HR17xx – Installation drawing

A = Distance between the rear of the range to the supporting wall

HR 1935-3 G DF GR

36 inch range

– the Dual Fuel all-rounder with M Touch for the highest demands.



HR1924-3, HR1934-3, HR1935-3, HR1936-3, Side view, installation drawing

(x) = Toe-kick height adjustment 5" – 6 1/2" (127 mm – 165.1 mm)