

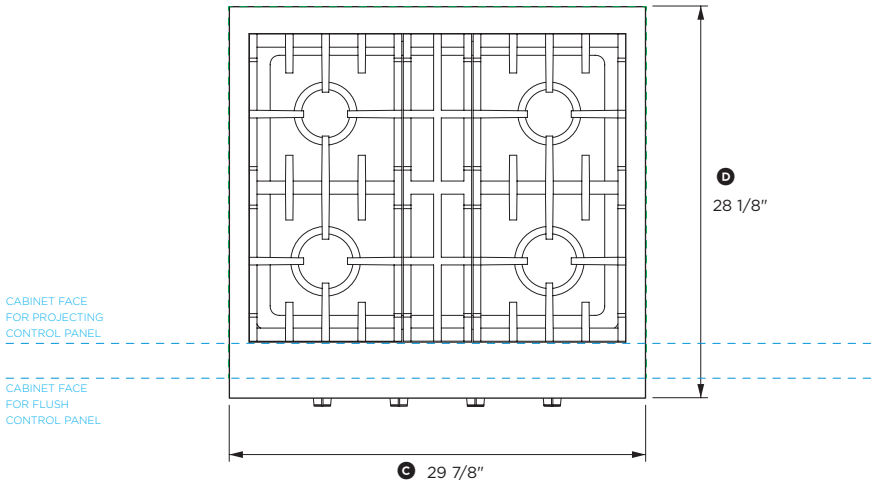
FISHER & PAYKEL

DATA SHEET Gas Rangetop, 30", Professional

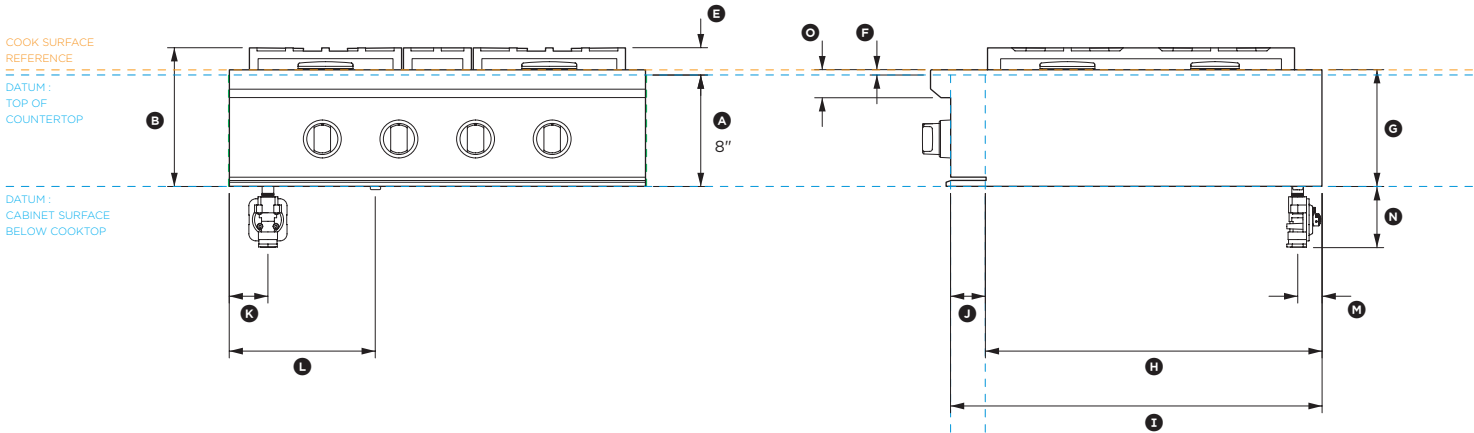
Model no:
CPV3-304
(refer page 3 for metric measurements)

Product Dimensions	in
Ⓐ Height below countertop datum to bottom of chassis	8"
Ⓑ Overall height of product (bottom of chassis to top of grates)	9 15/16"
Ⓒ Overall width of cooktop	29 7/8"
Ⓓ Overall depth of cooktop (excludes dials)	28 1/8"
Ⓔ Height from countertop datum to top of grates	2"
Ⓕ Height from countertop datum to cook surface	3/8"
Ⓖ Height of chassis	8 3/8"
Ⓜ Depth from rear of chassis to cabinetry datum - projecting	24 3/16"
Ⓜ Depth from rear of chassis to cabinetry datum - flush	26 5/8"
Ⓜ Depth of control panel	2 1/2"
Ⓜ Distance from left edge of chassis to centreline of gas inlet	2 3/4"
Ⓜ Distance from left edge of chassis to centreline of power cord	10 1/2"
Ⓜ Distance from rear edge of chassis to centreline of gas/power	1 3/4"
Ⓜ Height of gas regulator assembly	4 3/8"
Ⓜ Height from cook surface to top of control panel	2"

Cutout Dimensions	in
Overall height of cutout	8"
Overall width of cutout	30"
Overall depth of cutout for projecting control panel	max 24 3/16"
Overall depth of cutout for flush control panel	max 26 11/16"

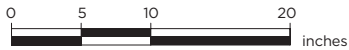


PLAN VIEW



FRONT VIEW

PROFILE VIEW



INDICATES CABINETRY
INDICATES CABINETRY / PRODUCT DATUM
INDICATES COOK SURFACE REFERENCE

DATE: DATE: 14.6.2021

IMPORTANT NOTE: Throughout this guide, dimensions may vary by $\pm 2\text{mm}$ (1/16"). Please read the installation manual for detailed information on installing the product. For full installation instructions & specifications visit [fisherpaykel.com](https://www.fisherpaykel.com)

FISHER & PAYKEL

DATA SHEET

Gas Rangetop, 30", Professional

Model no:

CPV3-304

(refer page 4 for metric measurements)

Clearance Dimensions	In
④ Minimum width of ventilation hood installed above cooktop - not shown*	30"
⑤ Minimum vertical distance between countertop and cabinet extending above counter	18"
③ Minimum clearance from left and right edge of cooktop to nearest vertical combustible surface	12"
⑤ Minimum clearance from rear edge of cutout to nearest - non-combustible surface - combustible surface	0" 6"
⑤ Minimum clearance from cook surface to: - combustible surface centered above the cook surface - ventilation hood centered above the cook surface - non-combustible surface centered above the cook surface	54" 36" 30"
⑦ Maximum overall depth of overhead cabinetry	13"

Specifications

Electrical

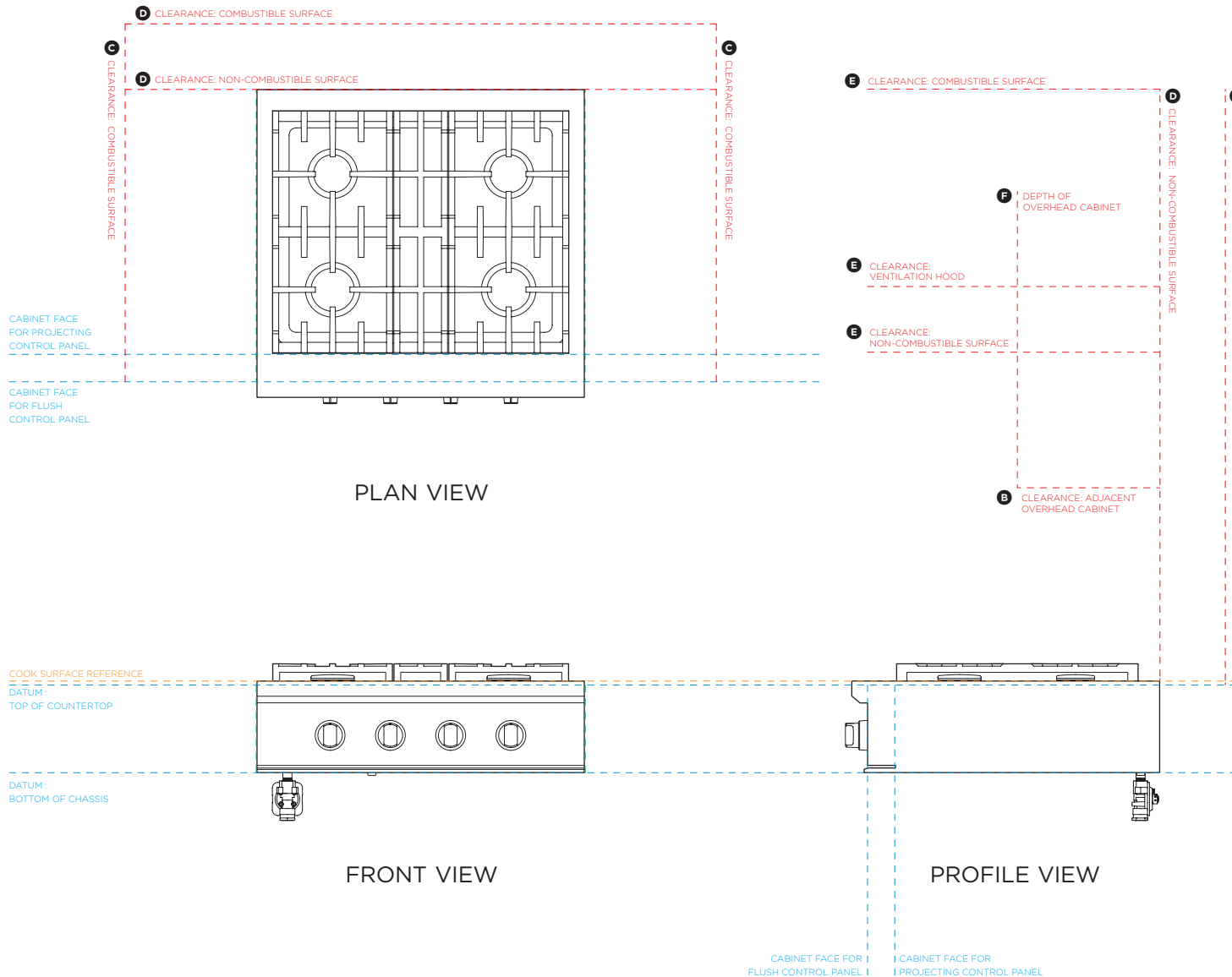
Supply	120 VAC, 60 Hz
Service	15 amp circuit

Gas - Natural

Connection	1/2" NPT Minimum 5/8" dia. flex line
Supply Pressure	Supply Pressure 6" to 9" W.C.

Gas - LP

Connection	1/2" NPT Minimum 5/8" dia. flex line
Supply Pressure	Supply Pressure 11" to 14" W.C.



INDICATES CABINETRY -----

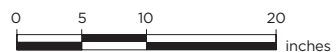
INDICATES CABINETRY / PRODUCT DATUM - - - - -

INDICATES CABINETRY CLEARANCES - - - - -

INDICATES COOK SURFACE REFERENCE - - - - -

DATE: 14.6.2021

IMPORTANT NOTE: Throughout this guide, dimensions may vary by $\pm 2\text{mm}$ (1/16"). Please read the installation manual for detailed information on installing the product. For full installation instructions & specifications visit fisherpaykel.com



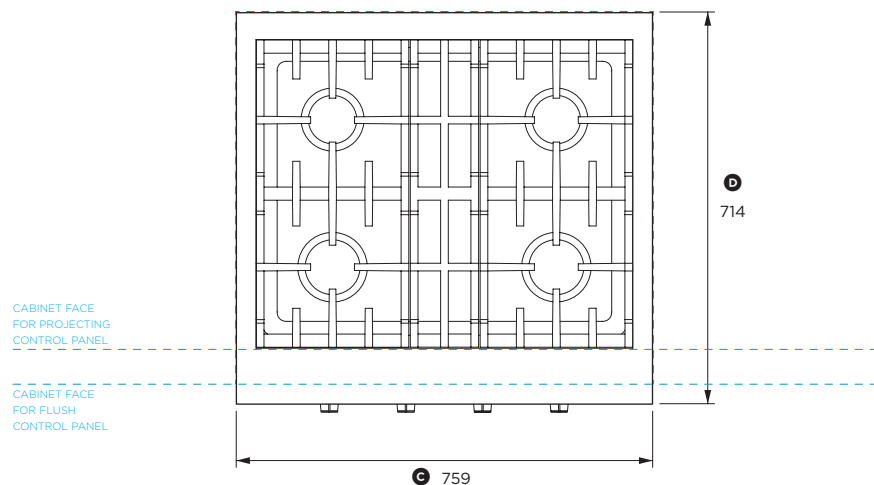
FISHER & PAYKEL

DATA SHEET Gas Rangetop, 30", Professional

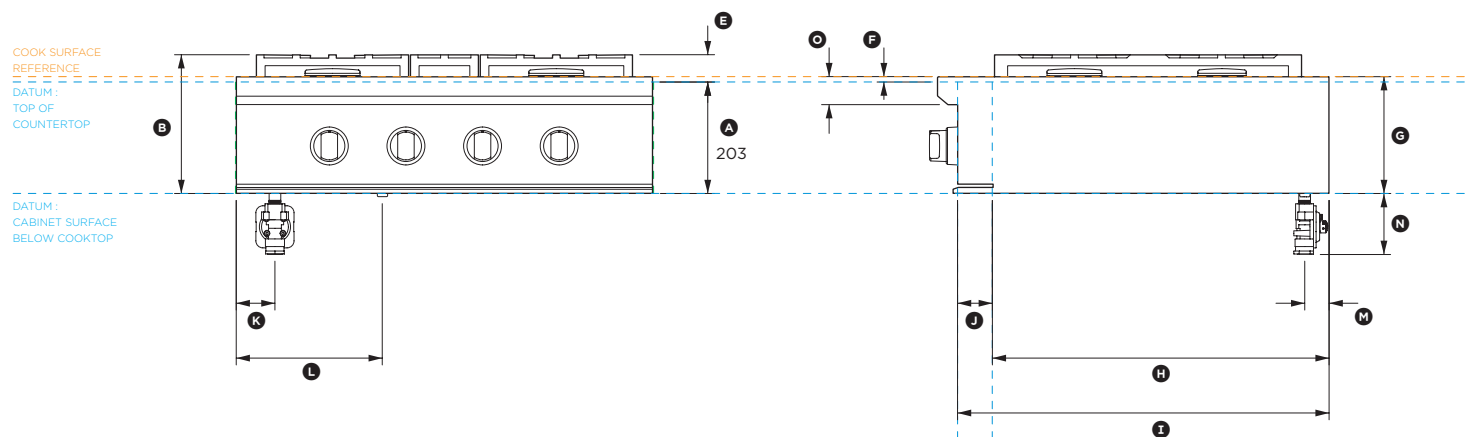
Model no:

CPV3-304

(refer page 1 for imperial measurements)



PLAN VIEW



FRONT VIEW

PROFILE VIEW



Product Dimensions	mm
④ Height below countertop datum to bottom of chassis	203
⑧ Overall height of product (bottom of chassis to top of grates)	253
③ Overall width of cooktop	759
⑩ Overall depth of cooktop (excludes dials)	714
⑥ Height from countertop datum to top of grates	50
⑦ Height from countertop datum to cook surface	10
⑤ Height of chassis	213
⑨ Depth from rear of chassis to cabinetry datum - projecting	614
① Depth from rear of chassis to cabinetry datum - flush	677
② Depth of control panel	63
④ Distance from left edge of chassis to centreline of gas inlet	71
① Distance from left edge of chassis to centreline of power cord	267
④ Distance from rear edge of chassis to centreline of gas/power	44
⑨ Height of gas regulator assembly	111
③ Height from cook surface to top of control panel	51

Cutout Dimensions	mm
Overall height of cutout	203
Overall width of cutout	762
Overall depth of cutout for projecting control panel	max 614
Overall depth of cutout for flush control panel	max 677

INDICATES CABINETRY -----
INDICATES CABINETRY / PRODUCT DATUM -----
INDICATES COOK SURFACE REFERENCE -----

DATE: 14.6.2021

IMPORTANT NOTE: Throughout this guide, dimensions may vary by $\pm 2\text{mm}$ (1/16"). Please read the installation manual for detailed information on installing the product. For full installation instructions & specifications visit fisherpaykel.com

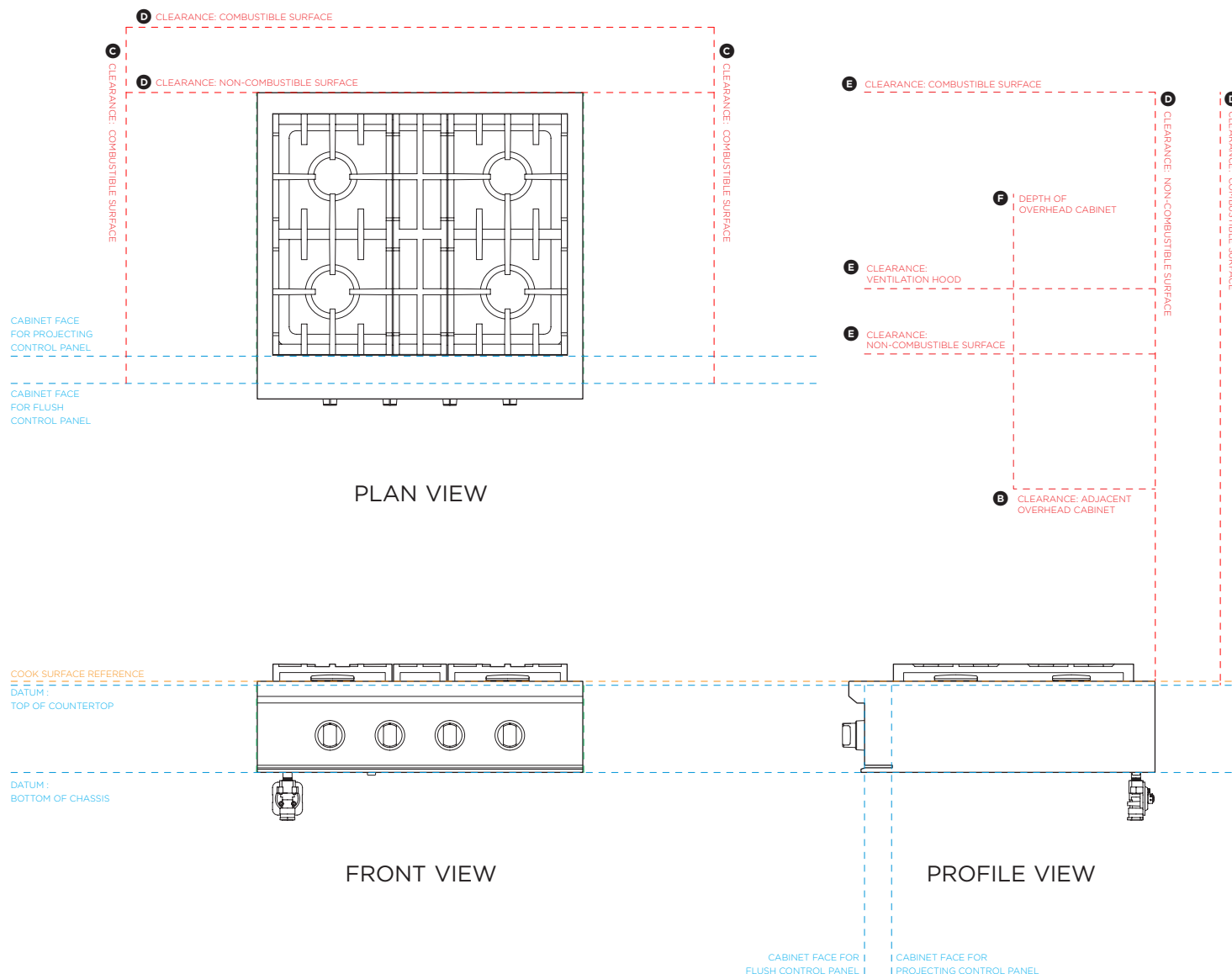
FISHER & PAYKEL

DATA SHEET Gas Rangetop, 30", Professional

Model no:
CPV3-304
(refer page 2 for imperial measurements)

Clearance Dimensions	mm
④ Minimum width of ventilation hood installed above cooktop - not shown*	762
⑧ Minimum vertical distance between countertop and cabinet extending above counter	457
③ Minimum clearance from left and right edge of cooktop to nearest vertical combustible surface	305
⑩ Minimum clearance from rear edge of cutout to nearest - non-combustible surface - combustible surface	0 152
⑤ Minimum clearance from cook surface to: - combustible surface centered above the cook surface - ventilation hood centered above the cook surface - non-combustible surface centered above the cook surface	1372 914 762
⑥ Maximum overall depth of overhead cabinetry	330

Specifications	
Electrical	
Supply	120 VAC, 60 Hz
Service	15 amp circuit
Gas - Natural	
Connection	1/2" NPT Minimum 5/8" dia. flex line
Supply Pressure	Supply Pressure 6" to 9" W.C.
Gas - LP	
Connection	1/2" NPT Minimum 5/8" dia. flex line
Supply Pressure	Supply Pressure 11" to 14" W.C.



DATE: 14.6.2021

IMPORTANT NOTE: Throughout this guide, dimensions may vary by $\pm 2\text{mm}$ (1/16"). Please read the installation manual for detailed information on installing the product. For full installation instructions & specifications visit fisherpaykel.com