

# PF40S10FPY

## GE Profile™ GEOSPRING™ Smart Hybrid Heat Pump Water Heater – 40-gallon, 120V, FlexCapacity

### DIMENSIONS AND INSTALLATION INFORMATION (IN INCHES)

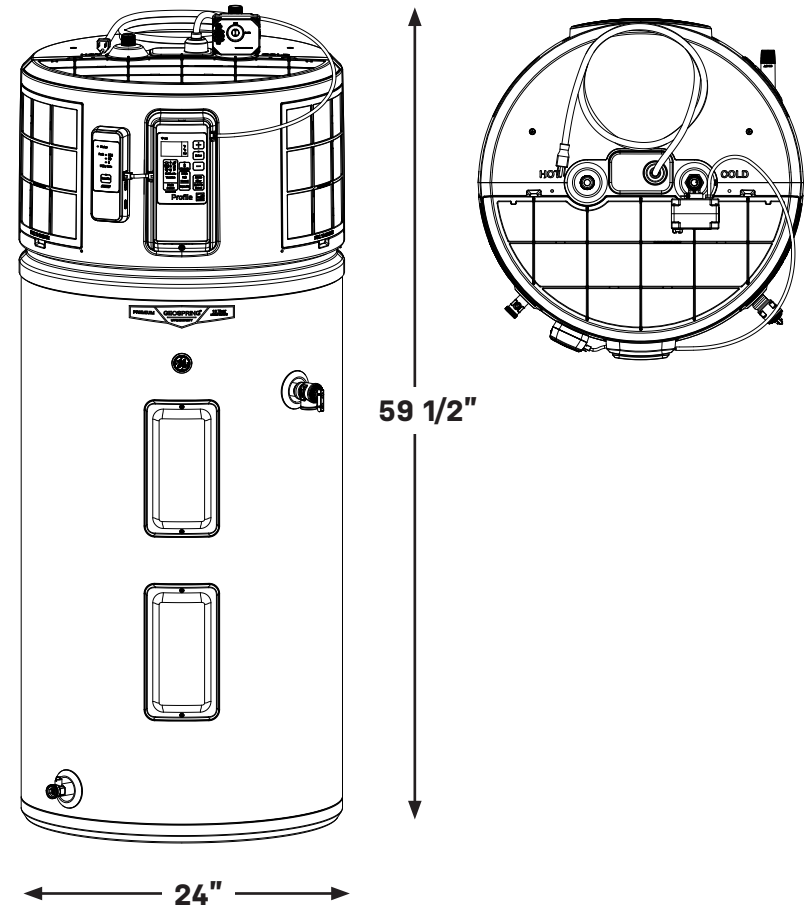
**LOCAL INSTALLATION REGULATIONS:** This water heater must be installed in accordance with these instructions, local codes, utility codes, utility company requirements or, in the absence of local codes, the latest edition of the National Electrical Code. It is available from some local libraries or can be purchased from the National Fire Protection Association, 1 Batterymarch Park, Quincy, MA 02169 as booklet ANSI/NFPA 70.

**INSTALLATION INFORMATION:** For complete information, see installation instructions packed with your water heater.

**POWER REQUIREMENTS:** Check the markings on the rating plate of the water heater to be certain the power supply corresponds to the water heater requirements.

**LOCATION:** Locate the water heater in a clean dry area as near as practical to the area of greatest heated water demand. Long uninsulated hot water lines can waste energy and water.

**NOTE:** Because this unit draws in air from the room to heat the water, the room must be at least 10' x 10' x 7' (700 cubic feet) or larger. If the room is smaller, there must be a louvered door. Louvers should be 240 square inches (0.15m<sup>2</sup>) or greater. If two louvers are used, one should be near the top of the door. Place the water heater in such a manner that the air filter, cover and front panels can be removed to permit inspection and servicing, such as removal of elements or cleaning of the filter. The water heater and water lines should be protected from freezing temperatures and high-corrosive atmospheres. Do not install the water heater in outdoor, unprotected areas.



Above illustration intended for dimensional reference only. Refer to photograph for actual product appearance.



For answers to your Monogram, Café™, GE Profile™ or GE Appliances product questions, visit our website at [geappliances.com](http://geappliances.com) or call GE Answer Center® Service, 800.626.2000.



Product Specification Revised 6/25 PS126225

# PF40S10FPY

## GE Profile™ GEOSPRING™ Smart Hybrid Heat Pump Water Heater – 40-gallon, 120V, FlexCapacity

### DIMENSIONS AND INSTALLATION INFORMATION (IN INCHES)

#### FRONT & BACK CLEARANCE REQUIREMENTS:

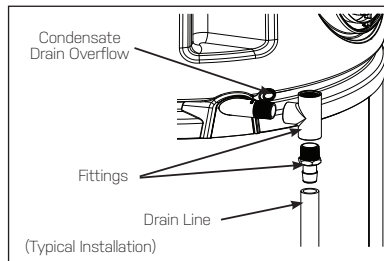
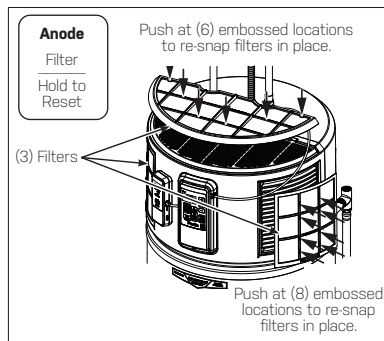
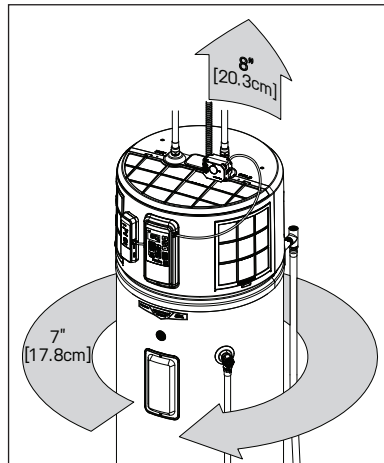
A 7" clearance is recommended with a minimum of 7" air space between any object and the front and back of the water heater and 7" on each side. Clearance is needed to allow for removal of the front and back covers in the event service is needed.

#### TOP FILTER REMOVAL CLEARANCE REQUIREMENTS:

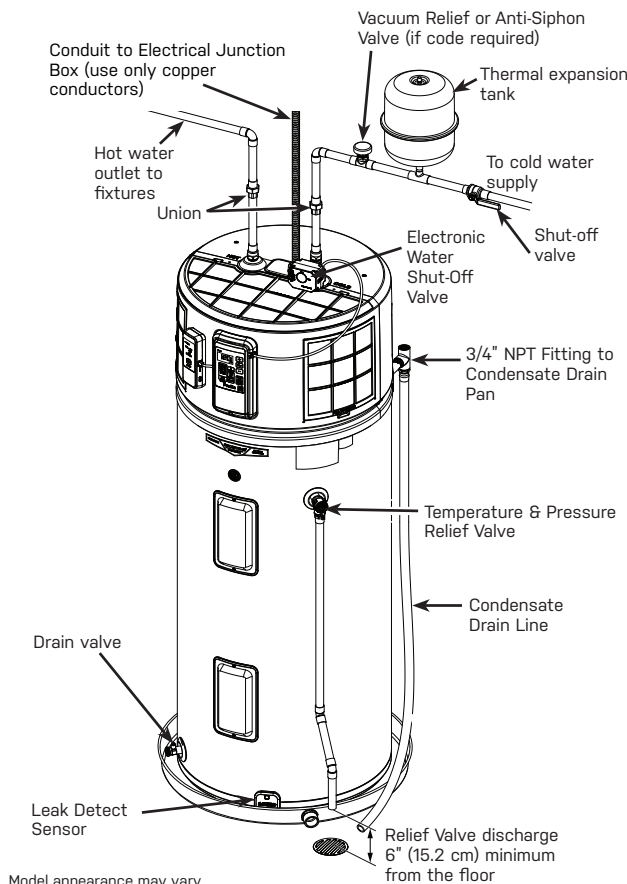
A minimum 8" clearance is required at the top of the water heater to pull the filter up and remove it for cleaning. It is critical that the hot and cold water plumbing and the electrical connections do not interfere with the removal of the filter.

#### CONDENSATE DRAIN REQUIRED:

A primary drain pipe must be installed at the top right side of the water heater. The primary drain is intended to carry all condensate away.



**WATER SUPPLY CONNECTIONS:** Refer to the illustration below for suggested typical installation. The installation of unions or flexible copper connectors is recommended on the HOT and COLD water connections so that the water heater may be easily disconnected for servicing if necessary. The HOT and COLD water connections are clearly marked and are 3/4" NPT on all models.



Model appearance may vary

**NOTE:** Install a shut-off valve in the COLD water line near the water heater. This will enable easier service or maintenance of the unit later.

**IMPORTANT:** Do not apply heat to the HOT or COLD water connections. If sweat connections are used, sweat tubing to adapter before fitting the adapter to the COLD water connections on heater. Any heat applied to the HOT or COLD water connection will permanently damage the dip tube.



Above illustrations intended for dimensional reference only. Refer to photograph for actual product appearance.

Product Specification Revised 6/25 PS126225

# PF40S10FPY

## GE Profile™ GEOSPRING™ Smart Hybrid Heat Pump Water Heater – 40-gallon, 120V, FlexCapacity

### INSTALLATION CHECKLIST:

- ☐ **1. Tank location:**
  - Does room size require louvered door, ducting kit, or similar ventilation? 10' x 10' x 7' (700 cu.ft./19.8 cu.m.) or 240 square inches (0.15 m<sup>2</sup>) open-air-flow area needed.
  - Back of unit away from wall by 7 inches (17.5 cm), and sides have at least 7 inches (17.5 cm) clearance (6 inches (15.2 cm) clearance for earthquake strap installations, with additional clearance on the opposite side of the unit).
  - Front of unit is free and clear.
  - Is the water heater level? If no, add shims under the base of the unit to ensure proper function of sensors.
- ☐ **2. Verify Air Filters are installed** (on product).
- ☐ **3. Plumbing connections:**
  - Does not prevent air filter removal.
  - No leaks after filling the tank with water, either when water is flowing or not.
  - Install shut-off valve and leak detect sensor.
- ☐ **4. Condensate lines are in place:**
  - Main flexible or rigid drain line installed and directed to a drain or condensate pump. Reducer fittings are not recommended.
- ☐ **5. Temperature and pressure-relief valve** is working and drain line completed per local code.
- ☐ **6. Electrical** verify 208/240 VAC to L1 and L2 at tank or plugged into a standard, 120VAC outlet on 120V models. 120V units include 10ft electrical cord. 120V units operate on 15A shared circuit and convert to 120V on 25A dedicated circuit. 240V units operate on 30A dedicated circuit.
- ☐ **7. Electrical** connection does not prevent air filter removal.
- ☐ **8. Verify control panel displays** 120°F (49°C) Hybrid mode. Assist user in how to adjust temperature and modes.
- ☐ **9. Download SmarthQ™ app** and connect appliance and accessories to WiFi/Bluetooth®.

### NORMAL STARTUP – WHAT TO EXPECT AFTER PRESSING THE POWER BUTTON

Elapsed Time	Hybrid Electric Water Heater Actions	Comments
0 to 3 minutes	Unit will go through self-check. Fan will turn on after 1 minute.	This 3-minute off-time prevents compressor damage. A clicking noise may be heard during startup.
3 to 12 minutes	Compressor turns on. Fan continues to run.	This 9-minute period is used to ensure the tank is full of water (dry-fire prevention algorithm). If no water is detected, a F75 Fault code will be displayed.
12 minutes and beyond	Compressor turns off (fan will run for 30 minutes after any compressor operation). Normal heating operation resumes.	The water heater is operating in Hybrid mode. Quickly provides initial amount of hot water with heating elements, then switches to efficient heat pump for majority of heating.

**NOTE:** The heat pump operating range is 35°F to 120°F (2°C to 49°C). If the ambient temperature is outside of this range, the heat pump will turn off and the electric elements will be used until the ambient temperature returns to within the operating range.



# PF40S10FPY

## GE Profile™ GEOSPRING™ Smart Hybrid Heat Pump Water Heater – 40-gallon, 120V, FlexCapacity

### FEATURES AND BENEFITS

**MORE ENERGY EFFICIENCY** – Turn air into hot water power. Our heat pump water heater amplifies ambient air into water-heating energy, delivering more efficiency than standard models—heat pump water heater performance that exceeds ENERGY STAR® requirements.

**FLEXCAPACITY** – FlexCAPACITY's electronic mixing valve blends hot and cold water at the point of exit for precise control and up to 60% more hot water (vs comparable units without mixing valve at 120°F set/58°F inlet).

**HOMEOWNER SAVINGS** – Unlock savings with up to \$550 on annual energy bills. Plus, qualify for up to \$900 in ENERGY STAR® and local utility rebates, and receive up to \$2,000 in Inflation Reduction Act (IRA) tax credits.

**TOTAL CONTROL WITH SMARTHQ™** – Stay connected, anytime, anywhere. Built-in WiFi and the SmartHQ™ app let you monitor, control, and adjust your smart heat pump water heater from the palm of your hand. Enjoy alerts, usage tracking, and access to the latest features—all from one app.

**WIRELESS LEAK DETECTION WITH AUTOMATIC WATER SHUTOFF** – Our exclusive wireless water sensor detects leaks and sends instant alerts via the SmartHQ™ app. Place sensors wherever you need, ensuring automatic water shutoff in case of emergency—no strings (or wires) attached.

**DYNAMIC DEMAND RESPONSE** – Lower energy bills made simple. GEOSPRING™ heat pump water heaters with built-in EcoPort demand response capabilities to optimize home energy usage when rates are the lowest. Stay ahead of fluctuating energy costs.

**MAXIMUM PERFORMANCE** – Get hot water fast. GEOSPRING™ heat pump water heaters deliver 46 gallons in the first hour—ideal for high-demand homes. Count on efficiency and performance when it matters most. (Measured by DOE First-Hour Rating).

**FLEXIBLE & EASY INSTALLATION** – GEOSPRING™ heat pump water heaters install easily with 120V standard plug-in or convert to 240V on a 25A dedicated circuit for enhanced efficiency. Integrated pocket handles and pre-installed wire connectors simplify setup.

**HOUSEHOLD SIZE** – On the X-High setting, our water heaters supply ample hot water for households of up to five people. It's the best hot water heater for large family needs, ensuring comfort and convenience every day.

**FIVE OPERATION MODES** – Hot water your way. Choose from five operational settings: Heat Pump, Hybrid, High Demand, Electric, and Vacation modes. Enjoy personalized water heating with flexible operation modes designed for maximum comfort and efficiency.

**10-YEAR LIMITED WARRANTY** – Built to last, guaranteed. Enjoy long-term peace of mind with our 10-year tanks and parts limited warranty. Dependable performance backed by our commitment to quality and durability.

**QUIET OPERATION** – Whisper-quiet comfort. GEOSPRING™ heat pump water heaters operate at a low 41 dBA, ensuring a peaceful home environment. Experience the tranquility of a quiet heat pump water heater without sacrificing performance.

