

HR 1622-3 I

30 inch range

fully electric model with induction cooktop and M Touch.



- Network-enabled WiFi appliance – Miele@home
- State-of-the-art cooktop technology – four induction cooking zones
- Perfect baking and roasting results – Moisture plus
- Ergonomic and easy operation – motorized lift-up control panel
- Precise cooking temperature – Wireless Precision Probe

EAN: 4002516486640 / Material number: 11791520 / Old Material Number: 25162281USA

Type of heating	
Electric/Induction	•
Cooktop	Induction
Construction type	
Range	•
Appliance width in inches	30
Operating modes	
Speed Oven MasterChef automatic programs	•
Maxi Broil	•
Defrost	•
Auto roast	•
Broil	•
Intensive Bake	•
Moisture Plus	•
Slow roast	•
Surround	•
Browning	•
Bake	•
Convection Roast	•
Special modes	•
Design	
Appliance color	Clean Touch Steel
Oven display	M Touch
Convenience features	
Wireless Precision Probe	•
Keep-warm function	•
Crisp function	•
Cooktop features	
Heating type	Induction
Number of induction cooking zones	4
Cooking zones with Booster function	4 cooking zones
Cooking zones with TwinBooster	2 cooking zones
Power level display	1 - 9
Cooking zones with keeping warm function	4 rings
Vario zone	4 rings
Residual heat indicator	•
Control panel	
Precision knobs	•
Illuminated knob	•
ComfortSwivel handle	•
Motorized lift-up control panel	•
Time synchronization	•
Date display	•
Minute minder	•
Automatic switch-off	•
Default temperatures	•
Acoustic signal when desired temperature is reached	•
User convenience	
Sabbath program	•
MultiLingua	•

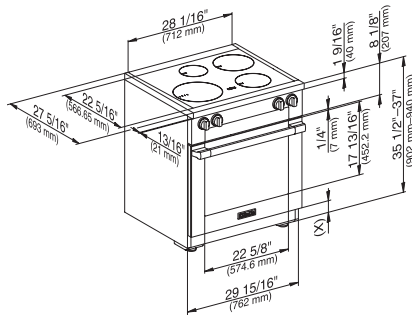
HR 1622-3 I
30 inch range
fully electric model with induction cooktop and M Touch.



EAN: 4002516486640 / Material number: 11791520 / Old Material Number: 25162281USA

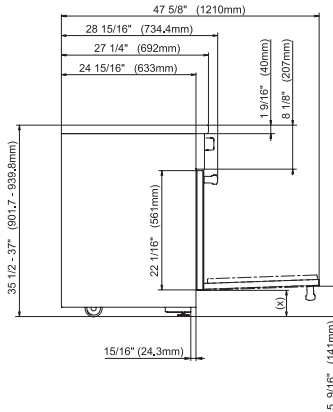
MyMiele	•
Timed bursts of steam	•
Time of day display	•
Programmable cooking time	•
Actual temperature display	•
Favorites	•
Individual settings	•
Door	
CleanGlass door	•
Door contact switch	•
SoftClose oven door/ SoftOpen	•
Cavity	
Oven cavity volume in cu. ft. (l)	4.59 (130) ft ³ (l)
Number of oven shelf levels	6
No. of halogen lamps	2
TwinPower hot air fans	•
Efficiency and sustainability	
Energy-saving lighting circuit	•
Residual heat utilization	•
Rapid PreHeat	•
Cleaning convenience	
Stainless-steel front with partial Clean Touch Steel finish	•
Oven with self-cleaning program	•
AirClean catalyzer	•
Cooktop surface	Ceramic surface
Safety	
Appliance cooling system and cool touch front	•
Safety cut-out	•
System lock	•
Door contact switch	•
Door lock during self cleaning	•
Technical data	
Appliance height min in in.(mm)	35 5/8 (902)
Dimensions (depth) in in. (mm) with bullnose	27 3/8 (693)
Appliance height max in in.(mm)	37 1/8 (940)
Power Rating in V	120
Number of phases	1
Fresh water connection for Moisture Plus	•
Fresh water connection for Moisture Plus	1.5
Appliance width in in. (mm)	30 (762)
Voltage in V	240/208
Fuse rating in A	50
Accessories supplied	
Anti-splash insert	1
Self Clean ready baking and roasting rack	2
Self clean ready baking and roasting racks with rail system	1
Side racks self clean ready	1

HR 1622-3 I 30 inch range fully electric model with induction cooktop and M Touch.



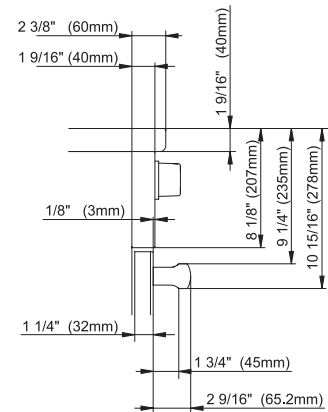
HR1622 (Installation drawing)

(x) = Toe-kick height adjustment 5" – 6 1/2" (127 mm – 165.1 mm)



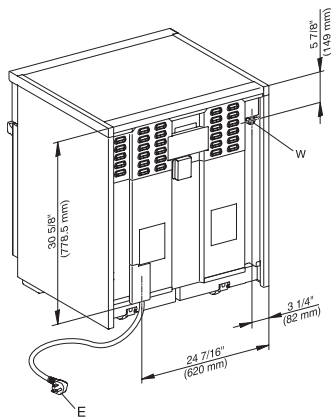
HR1622 (Installation drawing)

(x) = Toe-kick height adjustment 5" – 6 1/2" (127 mm – 165.1 mm)



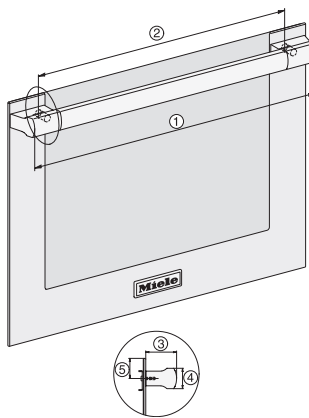
HR1924 (Installation drawing)

(x) = Toe-kick height adjustment 5" – 6 1/2" (127 mm – 165.1 mm)



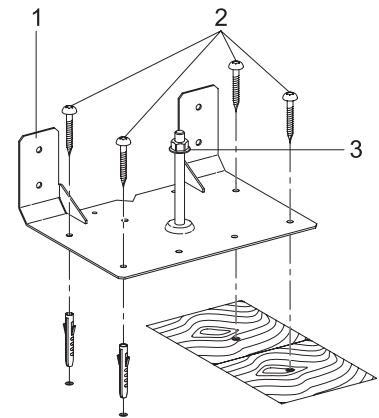
HR1622 (Installation drawing)

E = Electric connection, W = Water connection



H1xxx installation drawings

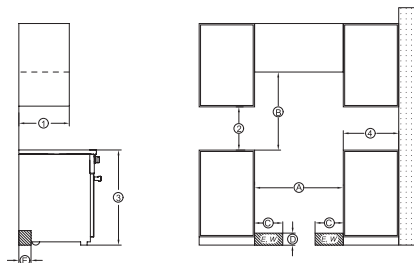
1 29 11/16" / 754 mm, 2 23 3/4" / 603,6 mm, 3 2 5/8" / 66,5 mm, 4 1 11/16" / 43 mm, 5 1 11/16" / 42,5 mm



HR11xx, HR19xx, HR 17xx – Installation drawing

1 Anti-tip device, 2 Screws, 3 Locking nut

HR 1622-3 I
30 inch range
fully electric model with induction cooktop and M Touch.



HR1421, HR1622, HR1622-2, HR1421-3, HR1622-3i –
Installation drawing

Maximum depth of top cabinet , Minimum distance to bottom edge of top cabinet , Distance from the floor to cooktop surface , Minimum distance to combustible surfaces , , E = Electric connection , W = Water connection , (A) Width of cabinet opening , (B) Minimum distance between the top of the cooking area and the bottom of an unprotected combustible surface., Minimum distance to a protected combustible surface or when a Miele Ventilation Hood is installed. For all other, Hoods please consult the manufacturer's specifications for required distances., (C) Maximum connection width right and left , (E) Maximum connection height