

CORE

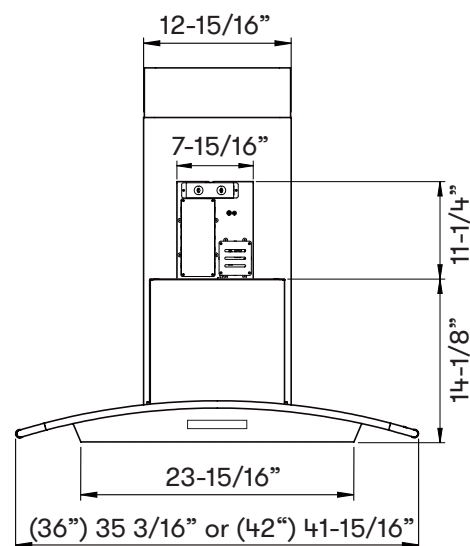
MILANO

ISLAND

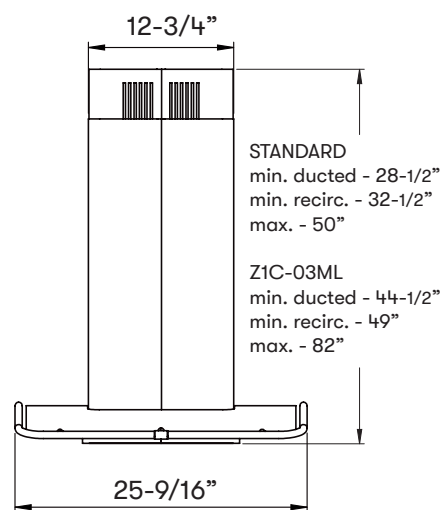
ZEPHYR

ZEPHYRONLINE.COM

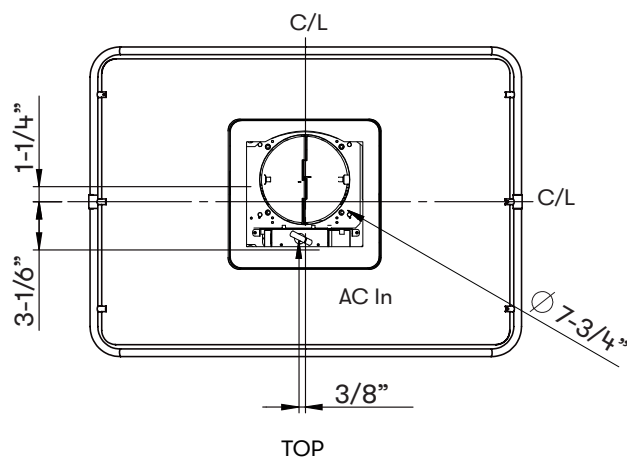
	INTERNAL BLOWER STANDARD	INTERNAL BLOWER with ACT™ AIRFLOW CONTROL TECHNOLOGY™*		
Min. - Max. CFM	200 - 700	200 - 590	200 - 390	200 - 290
Min. - Max. Sones	0.8 - 6	*AIRFLOW CONTROL TECHNOLOGY™ (ACT™) is an exclusive feature built into specific Zephyr hoods which can limit the maximum blower CFM to meet local code requirements.		


ACT™ **POWERWAVE™**


FRONT



SIDE



MODEL

Glass Canopy

ZML-M90CG

ZML-E42CG

Stainless Steel Canopy

ZML-M90CS

ZML-E42CS

Size

36"

42"

BLOWER PERFORMANCE

Blower CFM (Min. - Max.)

200 - 700

200 - 700

Sones (Min. - Max.)

0.8 - 6

0.8 - 6

ACT 590 CFM (Min. - Max.)

200 - 590

200 - 590

ACT 390 CFM (Min. - Max.)

200 - 390

200 - 390

ACT 290 CFM (Min. - Max.)

200 - 290

200 - 290

FEATURES

Zephyr Connect App Compatible

Yes

Yes

Alexa & Google Home Compatible

Yes

Yes

ACT™ Technology

590, 390, 290

590, 390, 290

Controls

Proximity Touch

Proximity Touch

Speed Levels

6*

6*

Auto Delay-Off

Yes

Yes

CleanAir Function

Yes

Yes

Lighting

LumiLight LED, 6W x4

LumiLight LED, 6W x4

Tri-Level Lighting

Yes

Yes

Filters

Aluminum Mesh x2

Aluminum Mesh x2

Recirculating Option

Yes

Yes

Quick-Lock Installation

Yes

Yes

Magnetic Duct Covers

Yes

Yes

Extension Duct Cover Option

Yes, Up to 12' Ceiling

Yes, Up to 12' Ceiling

ADA Compliant

Yes, with Zephyr Connect
or RemoteYes, with Zephyr Connect
or Remote

DUCT SPECIFICATIONS

Vertical Internal Blower

8" Round

8" Round

Horizontal Internal Blower

NA

NA

AC POWER

120V, 60Hz at Max. 5A

120V, 60Hz at Max. 5A

OPTIONAL ACCESSORIES

Wireless Remote Control

14000005

14000005

Recirculating Kit

ZRC-00ML

ZRC-00ML

Extension Duct Cover

Z1C-03ML

Z1C-03ML

Make-Up Air Kit

MUA008A

MUA008A

MOUNTING HEIGHT RANGE**

24" - 34"

24" - 34"

WARRANTY

3 years parts, 1 year labor

3 years parts, 1 year labor

CEILING HEIGHT

8'

8.5'

9'

9.5'

10'

10.5'

11'

12'

STANDARD
DUCT COVER

Ducted Mounting Height*

24" - 31.5"

24" - 34"

24" - 34"

28" - 34"

34" - 34"

NA

NA

NA

Recirc Mounting Height*

24" - 27.5"

24" - 33.5"

24" - 34"

28" - 34"

34" - 34"

NA

NA

NA

EXTENSION
DUCT COVER

Ducted Mounting Height*

NA

NA

24" - 27.5"

24" - 33.5"

24" - 34"

24" - 34"

24" - 34"

26" - 34"

Recirc Mounting Height*

NA

NA

NA

24" - 29"

24" - 34"

24" - 34"

24" - 34"

26" - 34"

*When ACT™ is enabled the maximum speed levels will change. ACT 590 CFM = 5 speeds, ACT 390 CFM = 4 speeds and ACT 290 CFM = 3 speeds.

**Mounting height refers to distance between top of a 36" tall cooking surface and bottom of hood.



Zephyr Connect App

Zephyr Connect App allows you to control your range hood from anywhere using your mobile device. It includes real time diagnostics and provides important product information. All you need is a WiFi connection with access to the internet. It seamlessly integrates with your smart devices such as Amazon Alexa or Google Home smart speaker for voice activation. Available to download from Google Play or the App Store.



Airflow Control Technology™ (ACT™)

is an exclusive feature built into specific Zephyr hoods which can limit the maximum blower CFM to meet local code requirements.

PowerWave™ 3-Phase Blower Technology

delivers best-in-class performance with unparalleled quiet operation. It provides more power while minimizing noise and improving efficiency.