

HR 1632-3 I

36" Range

Induction with M Touch controls, Moisture Plus and wireless roast probe



- Multicolored TFT touch display with clear text – M Touch
- State-of-the-art technology for the cooktop – 5 induction cooking zones
- Perfect baking and roasting results – Moisture plus
- Ergonomic and easy operation – motorized lift-up control panel
- Precise cooking temperature – Wireless Precision Probe

EAN: 4002516842910 / Material number: 12535260 /

Old Material Number: 25163281USA

<b>User convenience</b>	
Sabbath program	•
<b>Heating type</b>	
Electric/Induction	•
Cooktop	Induction
<b>Design</b>	
Range	•
Appliance width in inches	36
<b>Operating modes</b>	
Surround	•
Maxi Broil	•
Moisture Plus	•
Convection Bake	•
Convection Roast	•
Intensive Bake	•
Auto roast	•
Convection Roast	•
Broil	•
Browning	•
Bake	•
Slow roast	•
Defrost	•
Special modes	•
<b>Design</b>	
Appliance color	Clean Touch Steel
Oven display	M Touch
<b>Convenience features</b>	
Wireless Precision Probe	•
Keep-warm function	•
Crisp function	•
<b>Cooktop features</b>	
Heating type	Induction
Number of induction cooking zones	5
Power level display	1 - 9
Number of vario cooking zones	1 ring
PowerFlex cooking zones	4
PowerFlex cooking areas	2
Residual heat indicator	•
<b>User convenience</b>	
Networking with Miele@home	•
Precision knobs	•
Illuminated knob	•
ComfortSwivel handle	•
Motorized lift-up control panel	•
Time synchronization	•
Automatic switch-off	•
MultiLingua	•
Acoustic signal when desired temperature is reached	•

HR 1632-3 I

36" Range

Induction with M Touch controls, Moisture Plus and wireless roast probe



EAN: 4002516842910 / Material number: 12535260 /

Old Material Number: 25163281USA

MyMiele	•
Timed bursts of steam	•
Time of day display	•
Date display	•
Minute minder	•
Programmable cooking time	•
Actual temperature display	•
Default temperature	•
Favorites	•
Individual settings	•
<b>Appliance door</b>	
CleanGlass door	•
Door contact switch	•
SoftClose oven door/ SoftOpen	•
<b>Oven compartment</b>	
Oven cavity volume in cu. ft. (l)	5.76 (163) ft <sup>3</sup> (l)
Number of oven shelf levels	6
No. of halogen lamps	double
TwinPower hot air fans	•
<b>Efficiency and sustainability</b>	
Automatic residual heat utilization	•
Energy-saving lighting circuit	•
Rapid PreHeat	•
<b>Cleaning convenience</b>	
Stainless-steel front with partial Clean Touch Steel finish	•
Oven with self-cleaning program	•
Catalyzer	•
Catalyzer	heated
Cooktop surface	Ceramic surface
<b>Safety</b>	
Appliance cooling system and cool touch front	•
Safety cut-out	•
System lock	•
Door contact switch	•
Door lock during self cleaning	•
<b>Technical data</b>	
Appliance height min in in.(mm)	35 5/8 (902)
Dimensions (depth) in in. (mm) with bullnose	27 3/4 (702)
Appliance height max in in.(mm)	37 1/8 (940)
Frequency in Hz	60
Fresh water connection for Moisture Plus	•
Plumbed water connection for Moisture Plus	1.5
Appliance width in in. (mm)	36 1/8 (915)
Power Rating in V	120
Voltage in V	240/208
Fuse rating in A	50
Number of phases	1

HR 1632-3 I

36" Range

Induction with M Touch controls, Moisture Plus and wireless roast probe



EAN: 4002516842910 / Material number: 12535260 /

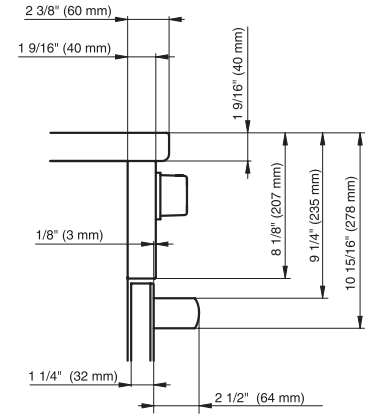
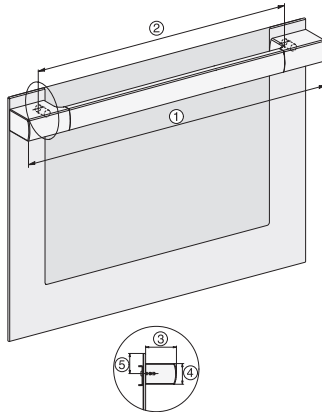
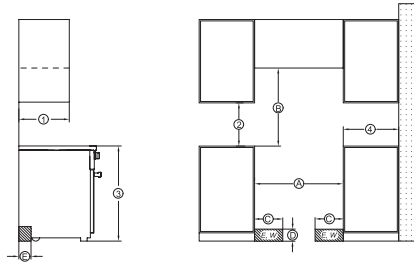
Old Material Number: 25163281USA

Standard accessories	
Anti-splash insert	1
Self Clean ready baking and roasting rack	2
Self clean ready baking and roasting racks with rail system	1
Side racks self clean ready	1
PerfectClean perforated baking tray	1

## HR 1632-3 I

### 36" Range

Induction with M Touch controls, Moisture Plus and wireless roast probe



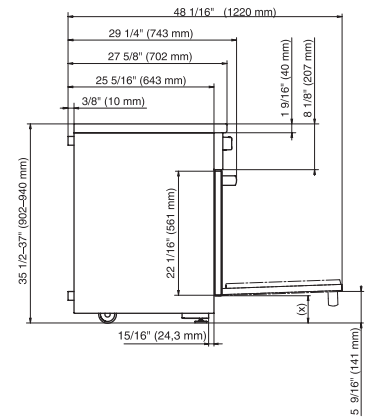
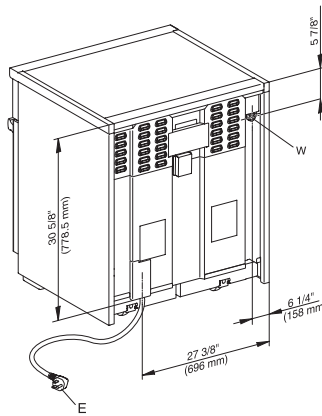
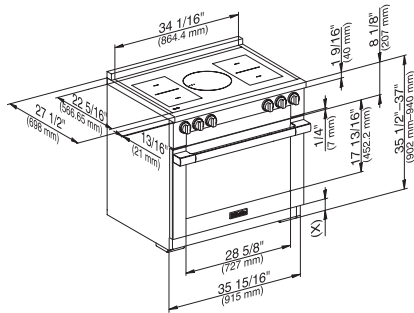
HR1422-3i, HR1622-3i, HR1432-3i, HR1632-3i – Installation drawing

② Maximum depth of top cabinet, ② Minimum distance to bottom edge of top cabinet, ② Distance from the floor to cooktop surface, ② Minimum distance to combustible surfaces, E = Electric connection, W = Water connection, (A) Width of cabinet opening, (B) Minimum distance between the top of the cooking area and the bottom of an unprotected combustible surface, Minimum distance to a protected combustible surface or when a Miele Ventilation Hood is installed. For all other Hoods please consult the manufacturer's specifications for required distances, (C) Maximum connection width right and left, (E) Maximum connection height

HR11xx-3, HR14xx-3, HR16xx-3i, HR17xx-3, HR19xx-3 installation drawings

30", ② 20 3/4" / 527.6 mm, ② 16 5/8" / 422.6 mm, ② 2 1/2" / 64 mm, ② 1 11/16" / 43 mm, ② 1 11/16" / 42.5 mm, 36", ② 28 9/16" / 725 mm, ② 22 5/8" / 575 mm, ② 2 1/2" / 64 mm, ② 1 11/16" / 43 mm, ② 1 11/16" / 42.5 mm

HR1622-3i, HR1632-3i (installation drawing)



HR1632-3I (installation drawing)

(x) = Toe-kick height adjustment 5" – 6 1/2" (127 mm – 165.1 mm)

HR1632-3I (installation drawing)

E = Electric connection, W = Water connection

HR1632-3I (installation drawing)

(x) = Toe-kick height adjustment 5" – 6 1/2" (127 mm – 165.1 mm)