


KM 5880 240V

Electric cooktop

in maximum width for the best possible cooking and user convenience.



- Quick selection using numerical linear keybanks – Direct control plus
- Attractive design – 42 5/8 (1080) in (mm) wide with stainless steel frame
- Versatile – 5 cooking zones
- Convenient – Auto heat-up for every cooking zone
- Safe – residual heat indicator for every cooking zone


EAN: 4002514866710 / Material number: 07821780 / Old Material Number: 26588050USA

Heating type	
Fuel type	Electrical
Construction type	
Independent of oven	•
Design	
Elegant glass ceramic surface	•
Ceramic surface color	Black
Print design	Basalt grey decor
Stainless steel frame	•
Proud installation	•
Ring features	
No. of rings	5
1st cooking zone/cooking area	
Position	front left
Type	Variable cooking zone
Size in mm	Ø 180 / Ø 230
Max. rating in W	1600/2500
2nd cooking zone/cooking area	
Position	rear left
Type	Single-circuit ring
Size in mm	Ø 145
Max. rating in W	1200
3rd cooking zone/cooking area	
Position	rear center
Type	Variable cooking zone
Size in mm	Ø 145 / Ø 210
Max. rating in W	1100/2400
4th cooking zone/cooking area	
Position	rear right
Type	Variable cooking zone
Size in mm	Ø 145 / Ø 210 / Ø 270
Max. rating in W	1100/2150/3100
5th cooking zone/cooking area	
Position	front center
Type	Variable cooking zone
Size in mm	Ø 120 / Ø 180
Max. rating in W	700/1800
Control panel	
Operation via touchpad sensors	Direct Control Plus
Stop & Go function	•
Extended ring area	•
Minute minder	•
User convenience	
Display colour	Red
Auto heat-up	•
Safety switch-off	•
Cleaning convenience	
Easy to clean ceramic glass	•
Safety	
Safety cut-out	•

KM 5880 240V

Electric cooktop

in maximum width for the best possible cooking and user convenience.



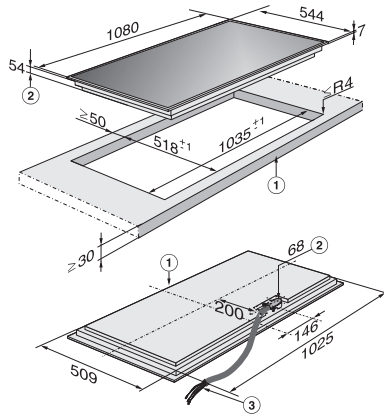
EAN: 4002514866710 / Material number: 07821780 / Old Material Number: 26588050USA

Lock function	•
System lock	•
Overheating protection	•
Residual heat indicator	•
Technical data	
Dimensions (width) in in. (mm)	42 5/8 (1080)
Dimensions (height) in in. (mm)	2 1/2 (62)
Built-in height with mains connection box in in. (mm)	2 3/4 (67)
Depth in in. (mm)	21 1/2 (544)
Cutout dimensions in mm (width) with surface-mounted installation	40 3/4 (1035)
Cutout dimensions in mm (depth) with surface-mounted installation	20 1/2 (518)
Weight in lbs. (kg)	46 (21)
Total connected load in kW	11.00
Power cord length in in. (m)	4 (1.4)
Voltage in V	240
Frequency in Hz	60
Accessories supplied	
Razor-blade scraper	•
Number of mains cables with plug	Yes

KM 5880 240V

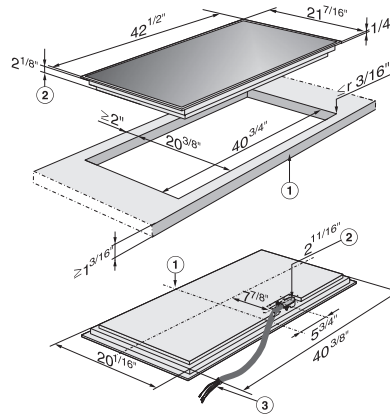
Electric cooktop

in maximum width for the best possible cooking and user convenience.



KM 5880 (Installation drawing)

1. Front, 2. Building-in depth, 3. Flexible metal hose, L = 1200 mm



KM 5880 (Installation drawing)

1. Front, 2. Building-in depth, 3. Flexible metal hose, L = 47 1/4"