

FISHER & PAYKEL

DATA SHEET

Dual Fuel Range, 48", Professional

Model no:

RDV3-486GD

(refer page 4 for metric measurements)

Product Dimensions

	in
(A) Height of range (from floor to cooktop, excluding grates and rear trim)	min 35 3/4 max 36 3/4
(B) Overall width of range	47 7/8
(C) Overall depth of product (excluding handle and dials)	29 1/8
(D) Depth from rear of chassis to cabinetry face - projecting	25 3/8
(E) Depth from rear of chassis to cabinetry face - flush	27 11/16
(F) Height from countertop to top of pan supports	1 9/16
(G) Height of rear trim	1 11/16
(H) Depth of rear trim	3
(I) Height from counter top to bottom of control panel	7 3/4
(J) Height from countertop to top of door	8 1/8
(K) Height of countertop to centre of handle	9 7/16
(L) Height from counter top to bottom of door	29
(M) Height from counter top of lower panel	29 15/16
(N) Height from counter top to bottom of lower panel	33 5/8
(O) Thickness of handle rail	1 1/4
(P) Width of handle (including stand offs) - left - right	14 15/16 31
(Q) Depth of handle (measured from front of door)	2 7/8
(R) Depth of front of cooktop to control panel	2
(S) Height of cooktop front face	1 3/8
(T) Height from top of cooktop to control panel	2
(U) Depth of open door to cabinetry face - flush	19 1/8
(V) Adjustable feet height	min 1/2 max 1 1/2

Clearance Dimensions

	in
Overall width of cavity	min 48
Overall depth of cavity for projecting control panel	max 25 1/8
Overall depth of cavity for flush control panel	max 27 11/16
Maximum height from floor to countertop:	
- for level counter	35 3/4
- with levelling legs fully extended	36 3/4

IMPORTANT NOTE: For full installation and clearance details please refer to our installation manual

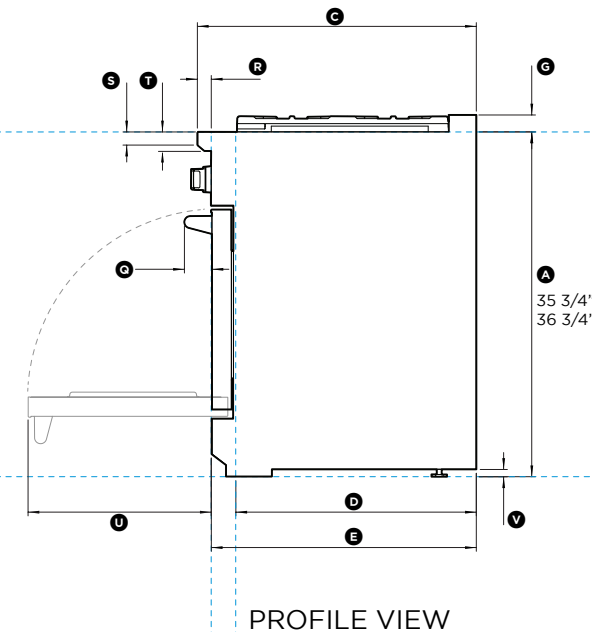
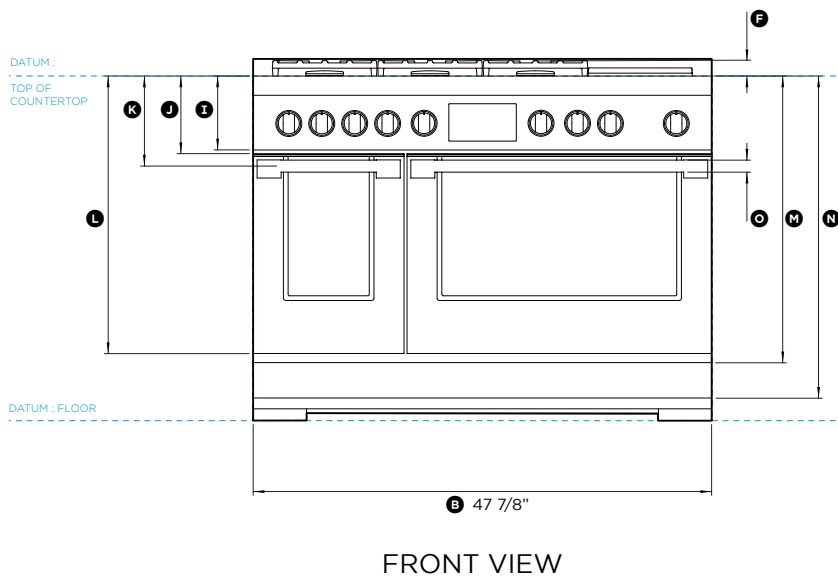
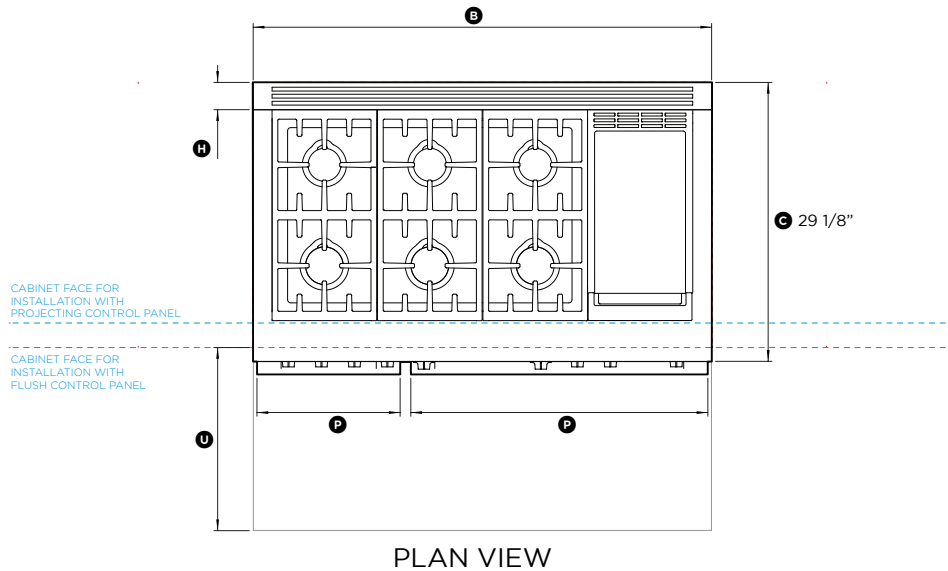
INDICATES CAVITY CLEARANCES -----

INDICATES CABINETRY / PRODUCT DATUM -----

INDICATES CABINETRY CLEARANCES -----

DATE: 20.6.2024

IMPORTANT NOTE: Throughout this guide, dimensions may vary by $\pm 2\text{mm}$ (1/16"). Please read the installation manual for detailed information on installing the product. For full installation instructions & specifications visit fisherpaykel.com



CABINET FACE FOR INSTALLATION
WITH FLUSH CONTROL PANEL

CABINET FACE FOR INSTALLATION
WITH PROJECTING CONTROL PANEL

FISHER & PAYKEL

DATA SHEET

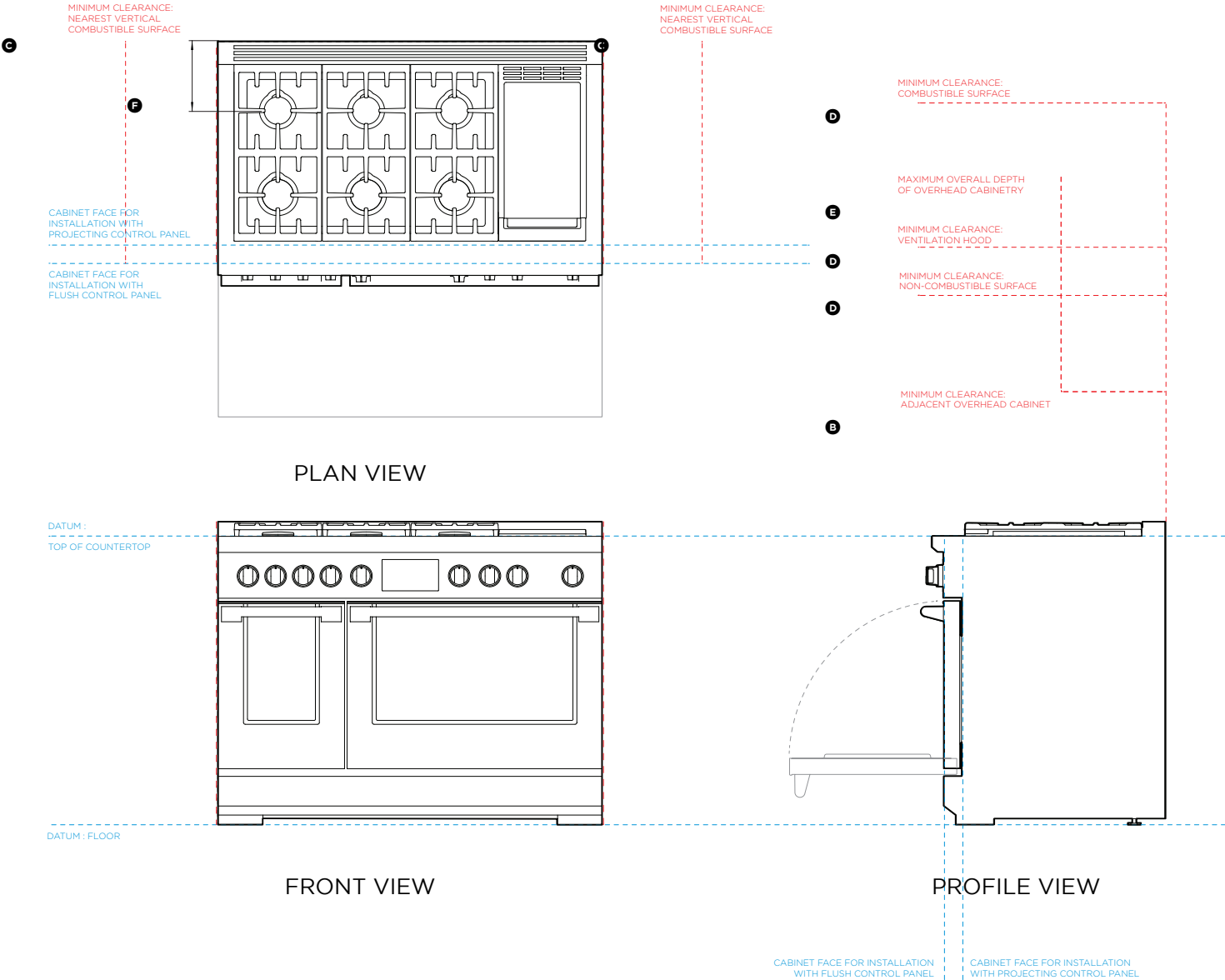
Dual Fuel Range, 48", Professional

Model no:
RDV3-486GD
(refer page 5 for metric measurements)

Clearance Dimensions	in
Ⓐ Minimum width of ventilation hood installed above cooktop - not shown*	48
Ⓑ Minimum vertical distance between countertop and cabinet extending above counter	18
Ⓒ Minimum clearance from left and right edge of cooktop to nearest vertical combustible surface	12
Ⓓ Minimum clearance from cooking surface to: - combustible surface centred above the cooking surface - combustible covering ventilation hood centred above the cooking surface - non combustibles surface* centred above the cooking surface	54 36 30
Ⓔ Maximum overall depth of overhead cabinetry	13
Ⓕ Distance from centre of rear burner to rear of burner	8 5/8

*Non-combustible surfaces: as defined in 'National Fuel Gas Code' (ANSI Z223.1, Current Edition). Clearances from non combustible materials are not part of the ANSI Z21.1 scope and are not yet certified by UL. Clearances of less than 6" (152mm) must be approved by the local codes and/or by the local authority having jurisdiction.

IMPORTANT NOTE: For full installation and clearance details please refer to our installation manual



INDICATES CAVITY CLEARANCES -----
INDICATES CABINETRY / PRODUCT DATUM -----
INDICATES CABINETRY CLEARANCES -----

DATE: 20.6.2024

IMPORTANT NOTE: Throughout this guide, dimensions may vary by $\pm 2\text{mm}$ (1/16"). Please read the installation manual for detailed information on installing the product. For full installation instructions & specifications visit fisherpaykel.com

DATA SHEET

Model no:

(refer page 6 for metric measurements)

$$2.1 \text{ cu.ft} + 4.8 \text{ cu.ft}$$

4-prong grounding type [NEMA 14-50P plug]

1/2" NPT Minimum 5/8" dia. flex line

IMPORTANT NOTE: For full installation and clearance details please refer to our installation manual



IMPORTANT NOTE: Throughout this guide, dimensions may vary by $\pm 2\text{mm}$ (1/16"). Please read the installation manual for detailed information on installing the product. For full installation instructions & specifications visit fisherpaykel.com

FISHER & PAYKEL

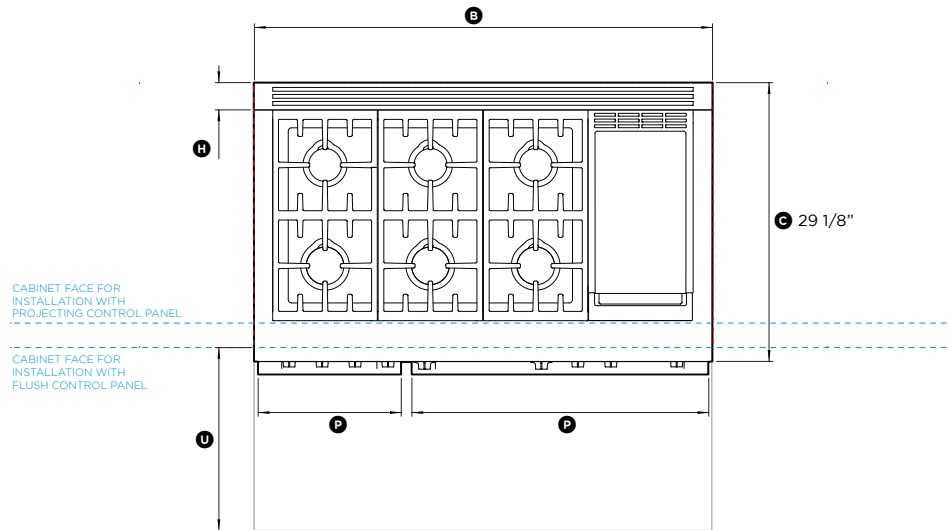
DATA SHEET

Dual Fuel Range, 48", Professional

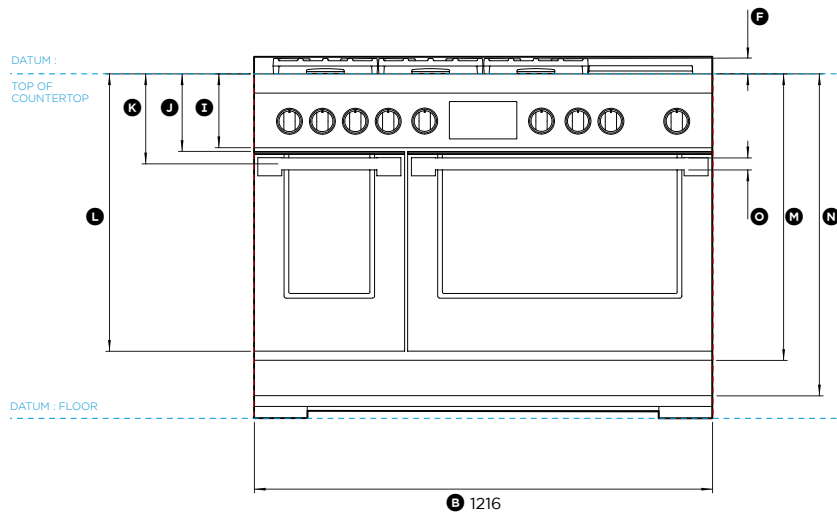
Model no:

RDV3-486GD

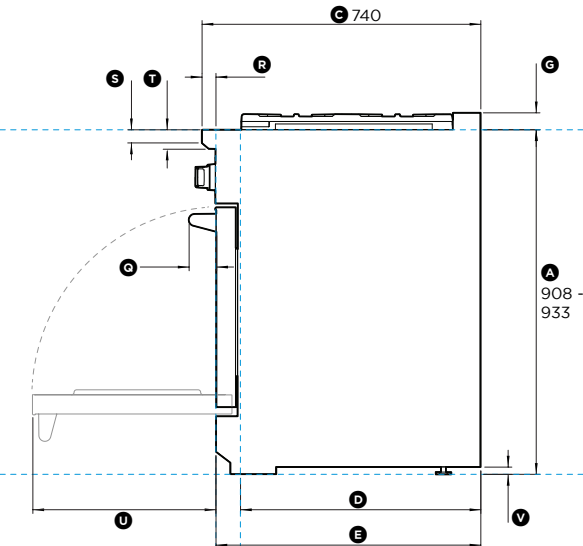
(refer page 1 for imperial measurements)



PLAN VIEW



FRONT VIEW



PROFILE VIEW



Product Dimensions	mm
(A) Height of range (from floor to cooktop, excluding grates and rear trim)	min 908 max 933
(B) Overall width of range	1216
(C) Overall depth of product (excluding handle and dials)	740
(D) Depth from rear of chassis to cabinetry face - projecting	644
(E) Depth from rear of chassis to cabinetry face - flush	703
(F) Height from countertop to top of pan supports	40
(G) Height of rear trim	42
(H) Depth of rear trim	76
(I) Height from counter top to bottom of control panel	196
(J) Height from countertop to top of floor	206
(K) Height of countertop to centre of handle	239
(L) Height from counter top to bottom of door	737
(M) Height from counter top of lower panel	761
(N) Height from counter top to bottom of lower panel	855
(O) Thickness of handle rail	32
(P) Width of handle (including stand offs) - left - right	788 380
(Q) Depth of handle (measured from front of door)	73
(R) Depth of front of cooktop to control panel	37
(S) Height of cooktop front face	35
(T) Height from top of cooktop to control panel	51
(U) Depth of open door to cabinetry face - flush	486
(V) Adjustable feet height	min 13 max 38
Clearance Dimensions	mm
Overall width of cavity	min 1219
Overall depth of cavity for projecting control panel	max 638
Overall depth of cavity for flush control panel	max 703
Maximum height from floor to countertop: - for level counter - with levelling legs fully extended	908 933

IMPORTANT NOTE: For full installation and clearance details please refer to our installation manual

INDICATES CAVITY CLEARANCES -----

INDICATES CABINETRY / PRODUCT DATUM -----

INDICATES CABINETRY CLEARANCES -----

DATE: 20.6.2024

IMPORTANT NOTE: Throughout this guide, dimensions may vary by $\pm 2\text{mm}$ (1/16"). Please read the installation manual for detailed information on installing the product. For full installation instructions & specifications visit fisherpaykel.com

FISHER & PAYKEL

DATA SHEET

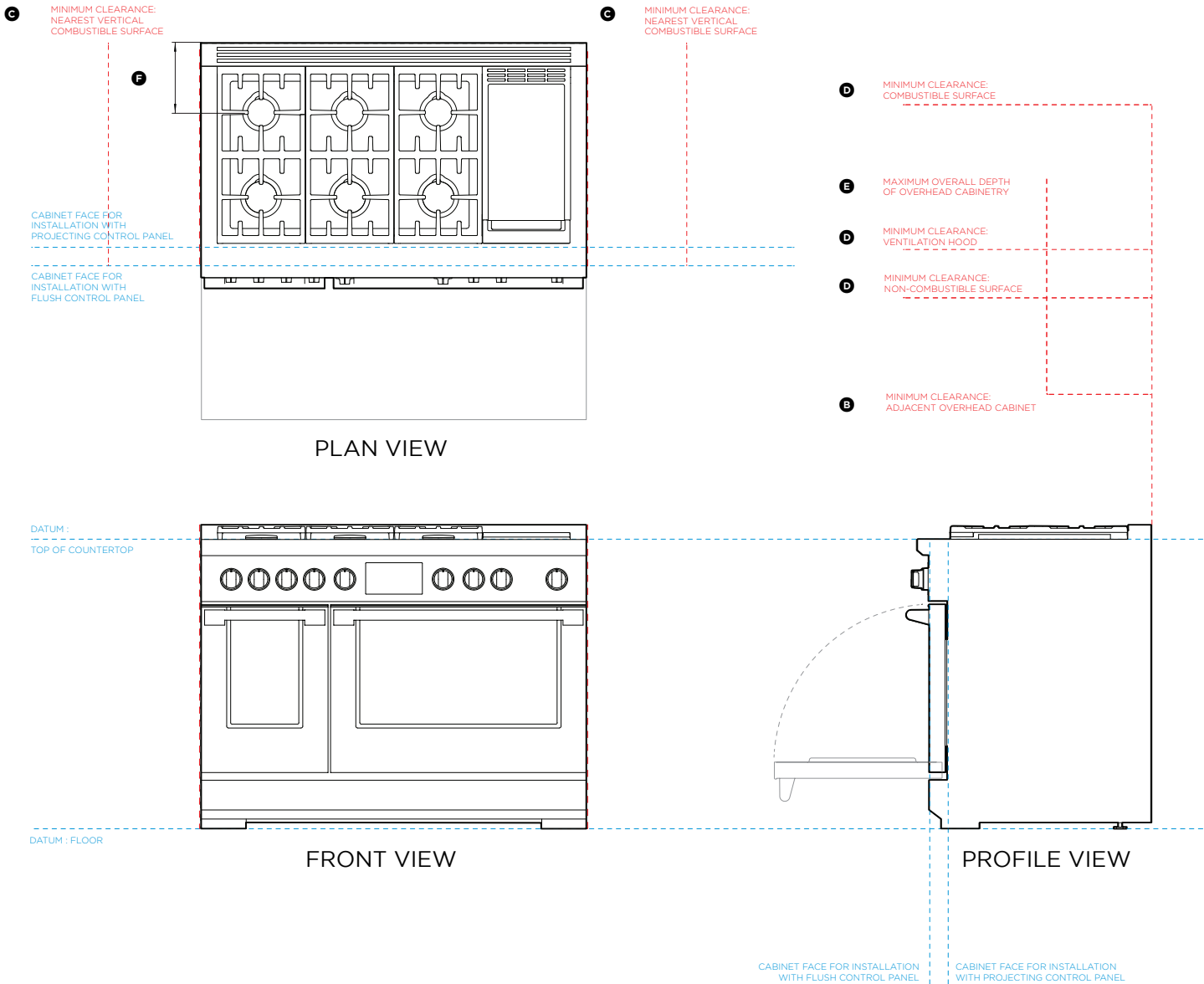
Dual Fuel Range, 48", Professional

Model no:
RDV3-486GD
(refer page 2 for imperial measurements)

Clearance Dimensions	mm
Ⓐ Minimum width of ventilation hood installed above cooktop - not shown*	1219
Ⓑ Minimum vertical distance between countertop and cabinet extending above counter	457
Ⓒ Minimum clearance from left and right edge of cooktop to nearest vertical combustable surface	305
Ⓓ Minimum clearance from cooking surface to: - combustible surface centred above the cooking surface - combustible covering ventilation hood centred above the cooking surface - non combustsible surface* centred above the cooking surface	1372 914 762
Ⓔ Maximum overall depth of overhead cabinetry	330
Ⓕ Distance from centre of rear burner to rear of burner	218

*Non-combustible surfaces: as defined in 'National Fuel Gas Code' (ANSI Z223.1, Current Edition). Clearances from non combustible materials are not part of the ANSI Z21.1 scope and are not yet certified by UL. Clearances of less than 6" (152mm) must be approved by the local codes and/or by the local authority having jurisdiction.

IMPORTANT NOTE: For full installation and clearance details please refer to our installation manual



INDICATES CAVITY CLEARANCES
INDICATES CABINETS / PRODUCT DATUM
INDICATES CABINETS CLEARANCES

DATE: 20.6.2024

IMPORTANT NOTE: Throughout this guide, dimensions may vary by $\pm 2\text{mm}$ (1/16"). Please read the installation manual for detailed information on installing the product. For full installation instructions & specifications visit fisherpaykel.com

FISHER & PAYKEL

DATA SHEET

Dual Fuel Range, 48", Professional

Model no:

RDV3-486GD

(refer page 3 for imperial
measurements)

Specifications

Oven Total Capacity	60L + 136L
----------------------------	------------

Electrical

Supply	120/240 V, 60 Hz
--------	------------------

Service	50 A
---------	------

Connection	4-prong grounding type [NEMA 14-50P plug]
------------	---

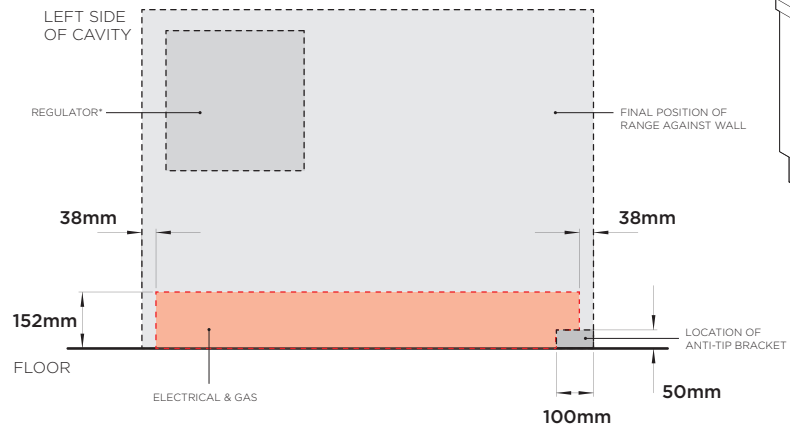
Gas

Types	Natural Gas 6" to 9" W.C.P. LP Propane 11" to 14" W.C.P.
-------	---

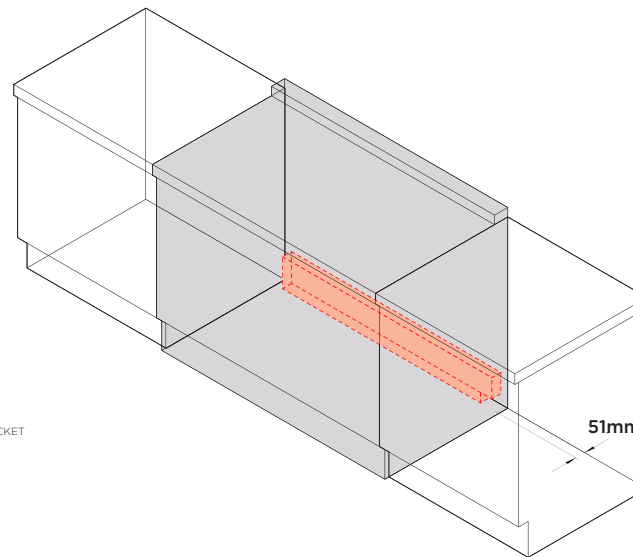
Connection	1/2" NPT Minimum 5/8" dia. flex line
------------	--------------------------------------

*Regulator location may vary depending on model

IMPORTANT NOTE: For full installation and clearance details please refer to our installation manual



REAR OF CAVITY



DATE: 20.6.2024

IMPORTANT NOTE: Throughout this guide, dimensions may vary by $\pm 2\text{mm}$ (1/16"). Please read the installation manual for detailed information on installing the product. For full installation instructions & specifications visit fisherpaykel.com