

# JEP5036ST

## GE 36" Built-In Knob Control Electric Cooktop

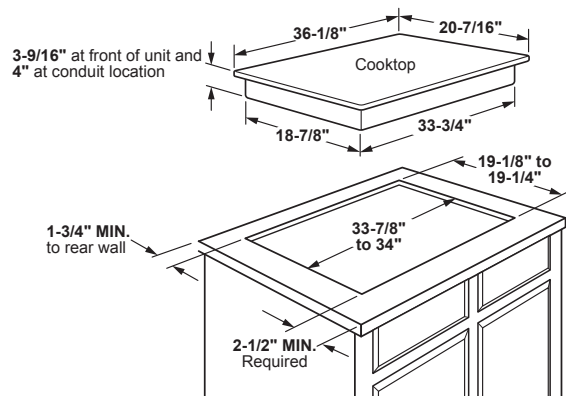
### DIMENSIONS AND INSTALLATION INFORMATION (IN INCHES)

**IMPORTANT:** Requires a 5" free area between the bottom of the cooktop to any combustible material, i.e., shelving. Free area not required when installing wall oven underneath cooktop. Refer to installation instructions. Requires a 15" minimum from cooktop to adjacent overhead cabinets. Units are furnished with a 48" flexible armored cable.

**NOTE:** 36" Ribbon cooktops are approved for use over select GE 30" Single Wall Ovens and Warming Drawers. Refer to cooktop and wall oven/warming drawer installation instructions packed with product for current dimensional data. If installed with a GE Telescopic Downdraft System, consult both the cooktop and downdraft installation instructions packed with product before installing. Cooktop gas/electric supply may need to be re-routed to install downdraft. The countertop cutout requires 23-1/2" minimum flat countertop surface and 25" minimum total countertop depth. In addition, other clearances to front edge of the countertop must be considered.

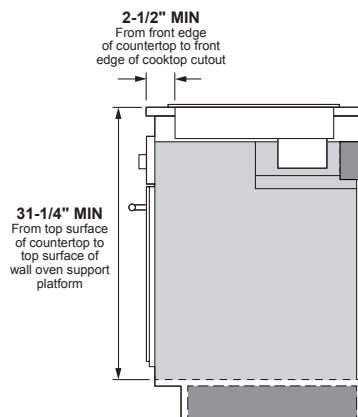
**Before installing, consult installation instructions packed with product for current dimensional data.**

#### APPROXIMATE COOKING DIMENSIONS

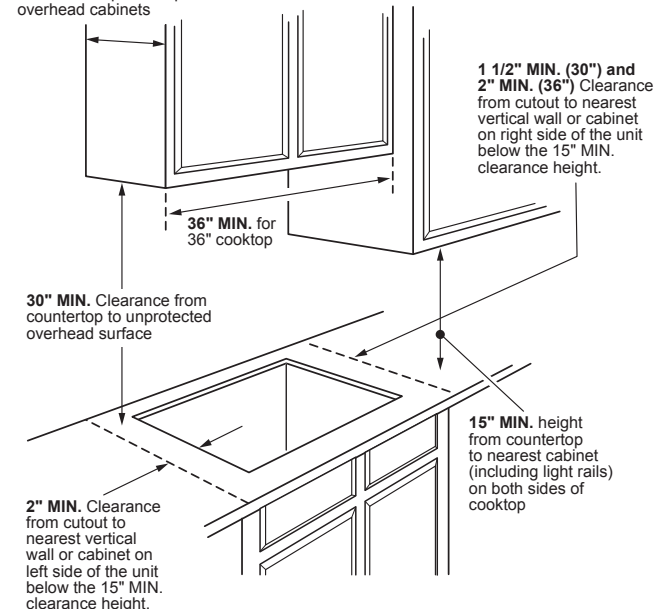


To insure accuracy, it is best to make a template when cutting the opening in the counter

#### INSTALLATION ABOVE A WALL OVEN



13" MAX. depth of unprotected overhead cabinets



<b>VOLTAGE (60HZ AC)</b>	240V	208V
<b>CONNECTED LOAD (MAX.)</b>	9.4kW	7.1kW
<b>CURRENT DRAW (MAX.)</b>	39.2 Amps	34.1 Amps
<b>RECOMMENDED CIRCUIT BREAKER*</b>	40 Amps	40 Amps

\*NOTE: Check local codes for required breaker size.



For answers to your Monogram, GE Café™, GE Profile™ or GE Appliances product questions, visit our website at [geappliances.com](http://geappliances.com) or call GE Answer Center® Service, 800.626.2000.



Listed by  
Underwriters  
Laboratories

Specification Revised 10/22

# JEP5036ST

## GE 36" Built-In Knob Control Electric Cooktop

### FEATURES AND BENEFITS

Easy Clean Surface

Power Boil on Tri-Ring Element

Additional Power Boil Dual-Ring Element (2,400W)

Keep Warm Setting

Control Lock

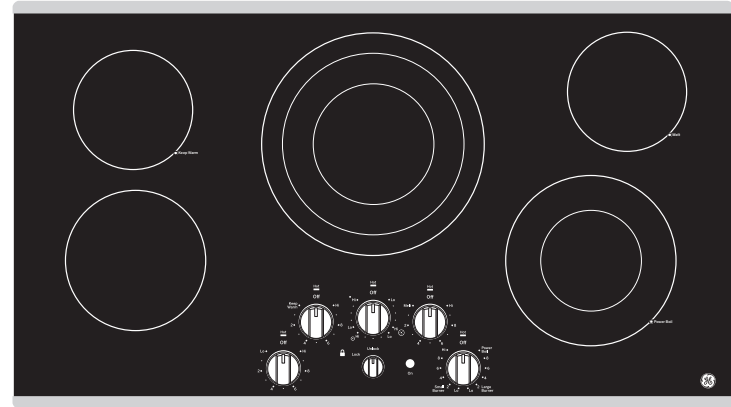
Hot Surface Indicator Lights

Fit Guarantee

Flexible Cooktop

Melt Setting

Model JEP5036STSS – Stainless Steel



### GUARANTEED FIT

Replacing a similar cooktop from GE Appliances or another brand? GE cooktops are guaranteed for an exact fit or GE Appliances will pay up to \$100 toward modifications.

Visit [geappliances.com](http://geappliances.com) for more info.

