

**COMBINATION SPEED OVEN, CONTEMPORARY**

---

# PLANNING GUIDE

---

SERIES 7

OM24NDLX1

**FISHER & PAYKEL**

This comprehensive Planning Guide provides you with the framework and tools to achieve your desired design outcome with Fisher & Paykel appliances. In this guide, you will find a range of conceptual, detailed, and dimensional product information to bring your ideas to life and create spaces that truly reflect your vision.

CONTENTS

CONCEPT DESIGN	PAGE	DEVELOPED AND DETAILED DESIGN	PAGE	DEVELOPED AND DETAILED DESIGN	PAGE
Specification Guide OM24NDLX1	3	Data Sheet OM24NDLX1	6		

The models shown in this Planning Guide may not be available in all markets and are subject to change at any time. Product specifications may vary from those shown. This Planning Guide should not be used as installation guidance for any product. Further information is required to safely and correctly install the products featured here. Specific installation guidance will be available on our website [fisherpaykel.com](https://fisherpaykel.com)

## SPECIFICATION GUIDE



OVERVIEW

This 24" convection speed oven combines the speed of microwave cooking with the versatility of convection technology in a compact companion model. It features a spacious 1.7 cu. ft. interior, sleek stainless steel finish, and 19 cooking functions. The intuitive 2.4" display enhances control, complemented by Wi-Fi connectivity and SmartHQ™ app integration for convenience in any modern kitchen.

MODELS

Convection Speed Oven, 24", 19 Function  
2.4" TFT Display, Stainless Steel, Dial  
OM24NDLX1

SERIES & STYLE

Series 7  
Contemporary

FEATURES

- ① Contemporary style, in a stylish stainless steel finish with a polished metal trim
- ② Compact 24" width means this microwave oven can be placed almost anywhere
- ③ Intuitive, 2.4" display with illuminated dial
- ④ Generous 1.7 cu ft capacity, with four shelf positions
- ⑤ Choose from 19 cooking modes including True Convection and Broil
- ⑥ CoolTouch door is safe to touch from the outside
- ⑦ Wi-Fi enabled and works with the SmartHQ™ app for remote control and notifications\*
- ⑧ Purchase the Wired Temperature Sensor accessory to precisely monitor cooking in real-time

\*Selected markets and models

ACCESSORIES

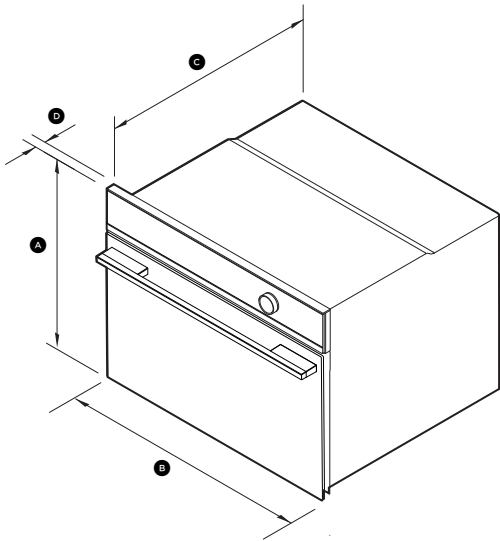
- ① Wire Shelves
- ② Step down wire shelf
- ③ Glass oven tray
- ④ Broil rack

The models shown in this Planning Guide may not be available in all markets and are subject to change at any time. Product specifications may vary from those shown. This Planning Guide should not be used as installation guidance for any product. Further information is required to safely and correctly install the products featured here. Specific installation guidance will be available on our website [fisherpaykel.com](https://fisherpaykel.com)

SPECIFICATIONS

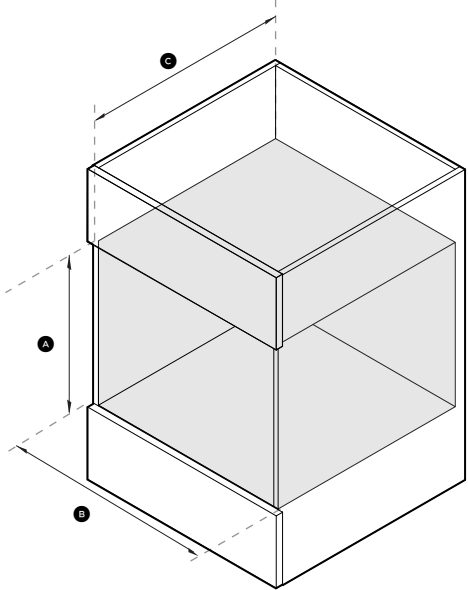
Model No.	OM24NDLX1
Product Dimensions	H 18" W 23 7/16" D 22 1/4"
Total capacity	1.7 cu ft
Weight	84 lbs (38 kg unpackaged) 102 lbs (46 kg packaged)
Electrical	
Supply	208 or 240 V, 60 Hz
Service	20 A

PRODUCT DIMENSIONS



	inch	mm
Ⓐ Overall height	18	458
Ⓑ Overall width	23 7/16	596
Ⓒ Depth of chassis	21 7/16	545
Ⓓ Depth from front frame (excludes dial and handle)	13/16	20
Depth of oven door when fully open (measured from front of control panel)	12 5/8	320

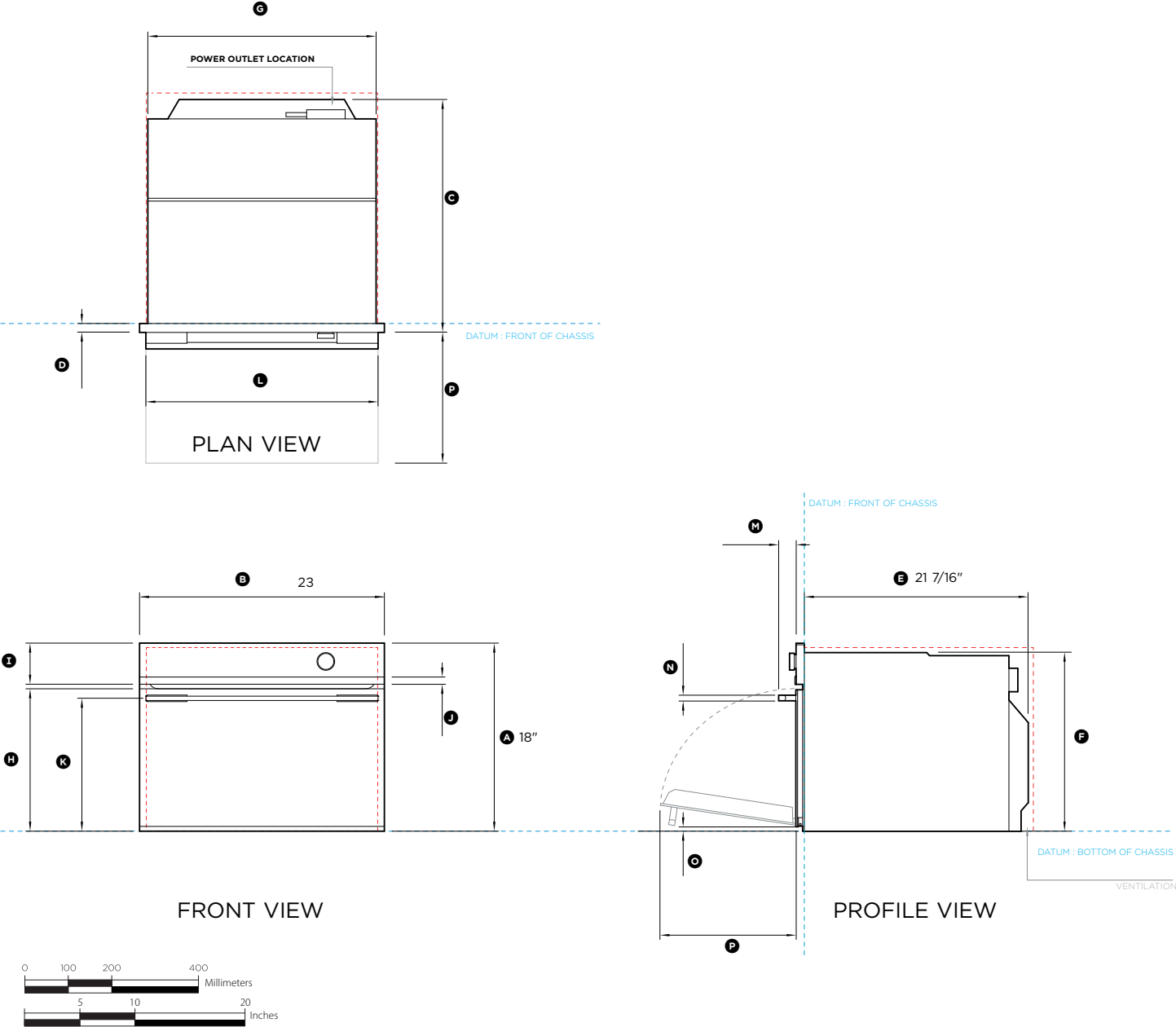
CAVITY DIMENSIONS



	inch	mm
Ⓐ Minimum inside height	17 5/16	440
Ⓑ Minimum inside width	22 1/16	560
Ⓒ Minimum inside depth	21 5/8	550

The models shown in this Planning Guide may not be available in all markets and are subject to change at any time. Product specifications may vary from those shown. This Planning Guide should not be used as installation guidance for any product. Further information is required to safely and correctly install the products featured here. Specific installation guidance will be available on our website [fisherpaykel.com](https://fisherpaykel.com)

## DATA SHEET



OM24NDLX1

Product Dimensions	inch	mm
Ⓐ Overall height of oven	18	458
Ⓑ Overall width of oven	23 7/16	596
Ⓒ Overall depth of oven (excludes handle and front metal trim)	22 1/4	565
Ⓓ Depth of oven frame, control panel and door (excludes handle and front trim)	13/16	20
Ⓔ Depth of chassis (includes terminal block)	21 7/16	545
Ⓕ Height of chassis	17 1/8	435
Ⓖ Width of chassis	21 7/8	556
Ⓗ Height from bottom datum to top of oven door	13 11/16	347
Ⓘ Height of control panel	3 15/16	100
Ⓢ Height of metal cap on control panel	13/16	20
Ⓚ Height from bottom datum to centerline of handle	12 3/4	324
Ⓛ Width of handle	22 1/4	565
Ⓜ Depth of handle (measured from front of door)	1 5/8	42
Ⓝ Thickness of handle	5/8	16
Ⓟ Distance from bottom datum to bottom of door glass	1/2	12
Ⓡ Depth of door (open) (measured from front of door)	12 5/8	320

Minimum Clearances	inch	mm
Minimum inside height of cavity	17 5/16	440
Minimum inside width of cavity	22 1/16	560
Minimum inside depth of cavity	21 5/8	550
Overall height of cabinetry (cavity around front frame)	18 1/8	460
Overall width of cabinetry (cavity around front frame)	23 5/8	600
Rear ventilation air vent depth*	2	50
Rear ventilation air vent width*	22 1/16	560

\*A rear ventilation air vent totalling 44in2 (280cm2) is required. The air vent must be located at the rear of the cabinet, it can be positioned at the base, sides, back or top of the cavity.

IMPORTANT NOTE: Throughout this guide, dimensions may vary by ±2mm (1/16")

INDICATES PRODUCT DATUM  
INDICATES CABINETRY CLEARANCES

IMPORTANT NOTE: Throughout this guide, dimensions may vary by ±2mm (1/16"). Please read the Installation Guide for detailed information on installing the product. For full installation instructions visit [fisherpaykel.com](http://fisherpaykel.com)

