

HR 1124-3 G AG

30 inch range

All Gas with DirectSelect, Twin convection fans and M Pro dual stacked burners



- Turn dial operation with display – DirectSelect
- Plenty of space for cooking – four powerful burners
- Fast heating time and even heat distribution – TwinPower
- Easy clean-up – Self-cleaning and dishwasher-safe grates
- Easy opening & closing – noise and vibration absorbers

EAN: 4002516486527 / Material number: 11791360 / Old Material Number: 25112481USA

Type of heating	
All gas	•
Gas type	Natural gas
Construction type	
Range	•
Appliance width in inches	30
Design	
Appliance color	Clean Touch Steel
Cooktop features	
Number of gas burners	4
Number of power burners x power in BTU	1 x 12.50
Number of high burners x power in BTU	3 x 19.50
GasStop	•
Control panel	
Precision knobs	•
Automatic switch-off	•
User convenience	
Time of day display	•
Minute minder	•
Programmable cooking time	•
Individual settings	•
Door	
CleanGlass door	•
Door contact switch	•
SoftClose oven door/ SoftOpen	•
Cavity	
Oven cavity volume in cu. ft. (l)	4.59 (130) ft ³ (l)
Number of oven shelf levels	6
No. of halogen lamps	2
TwinPower hot air fans	•
Cleaning convenience	
Stainless-steel front with partial Clean Touch Steel finish	•
ComfortClean dishwasher-safe grates	•
Cooktop surface	Black enamel
Safety	
Appliance cooling system and cool touch front	•
Safety cut-out	•
System lock	•
Door contact switch	•
Door lock during self cleaning	•
Technical data	
Appliance height min in in.(mm)	37 1/8 (942)
Dimensions (depth) in in. (mm) with bullnose	27 3/4 (702)
Appliance height max in in.(mm)	38 5/8 (980)
Appliance width in in. (mm)	30 (762)
Power Rating in V	120
Number of phases	1
Fuse rating in A	15
Accessories supplied	
Self Clean ready baking and roasting rack	1

HR 1124-3 G AG

30 inch range

All Gas with DirectSelect, Twin convection fans and M Pro dual stacked burners



EAN: 4002516486527 / Material number: 11791360 / Old Material Number: 25112481USA

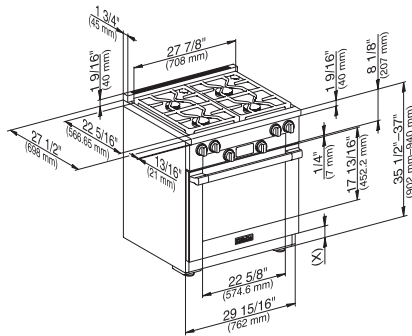
Self clean ready baking and roasting racks with rail system 1

Side racks self clean ready 1

HR 1124-3 G AG

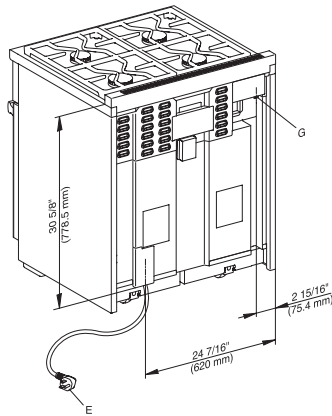
30 inch range

All Gas with DirectSelect, Twin convection fans and M Pro dual stacked burners



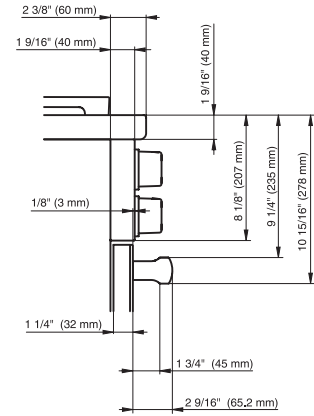
HR1124, HR1124-3 (Installation drawing)

(x) = Toe-kick height adjustment 5" - 6 1/2" (127 mm - 165.1 mm)

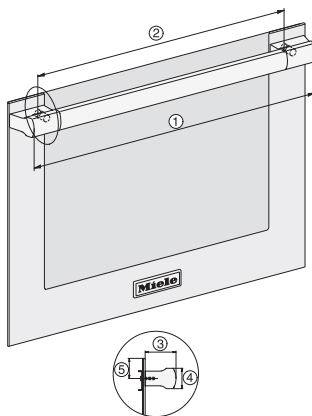


HR1421, HR1241-3 (Installation drawing)

E = Electric connection, G = Gasanschluss

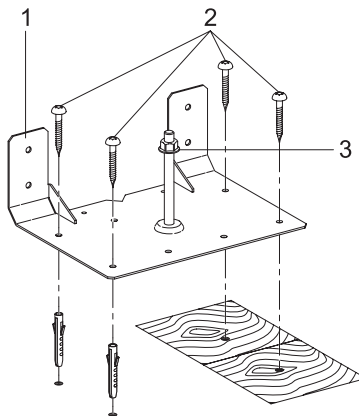


HR11xx, HR1724 (Installation drawing)



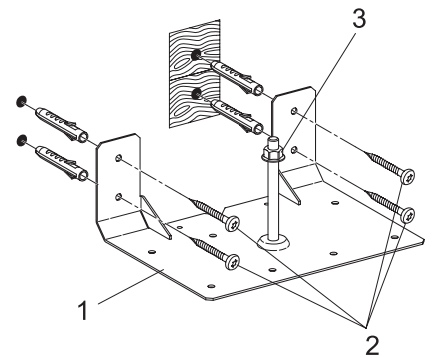
H1xxx installation drawings

1 29 11/16" / 754 mm, 2 23 3/4" / 603,6 mm, 3 2 5/8" / 66,5 mm, 4 1 11/16" / 43 mm, 5 1 11/16" / 42,5 mm



HR11xx, HR19xx, HR 17xx - Installation drawing

1 Anti-tip device, 2 Screws, 3 Locking nut



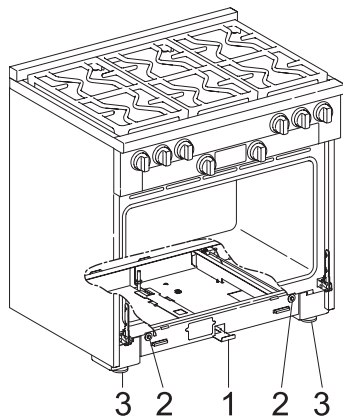
HR11xx, HR19xx - Installation drawing

1 Anti-tip device, 2 Screws, 3 Locking nut

HR 1124-3 G AG

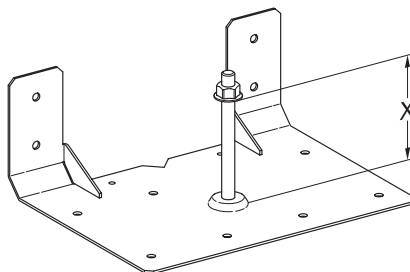
30 inch range

All Gas with DirectSelect, Twin convection fans and M Pro dual stacked burners



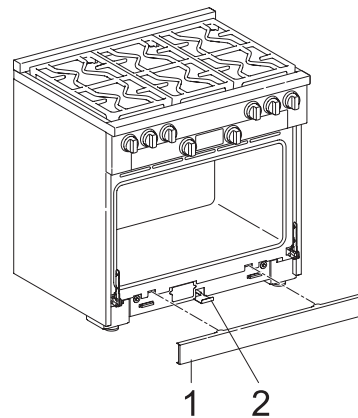
HR11xx, HR19xx, HR17xx – Installation drawing

1 Anti-tip device , 2 Screws, 3 Locking nut



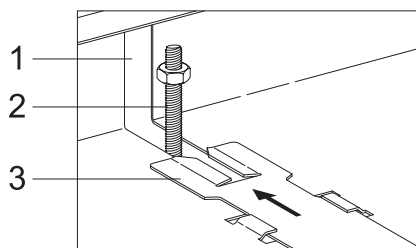
HR11xx, HR19xx, HR17xx – Installation drawing

X 3 13/16" (97 mm): HR1124, HR1134, HR1135, HR1136, HR1724, HR1924, HR1934, HR1935, HR1936, HR1954, HR1955, HR1956, , X 3 1/4" (82 mm): HR1134-2, HR1134-3, HR1135-2, HR1135-3, HR1136-2, HR1136-3, HR1924-2, HR1924-3, HR1934-2, HR1934-3, HR1935-2, HR1935-3, HR1936-2, HR1936-3, HR1954-2, HR1954-3, HR1955-2, HR1955-3, HR1956-2, HR1956-3



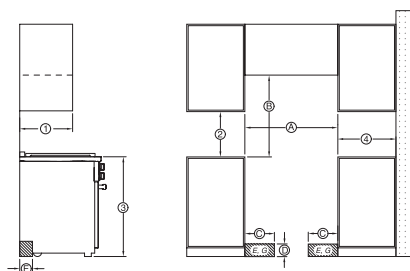
HR11xx, HR19xx, HR17xx – Installation drawing

1 Toe kick cover , 2 Locking clamp



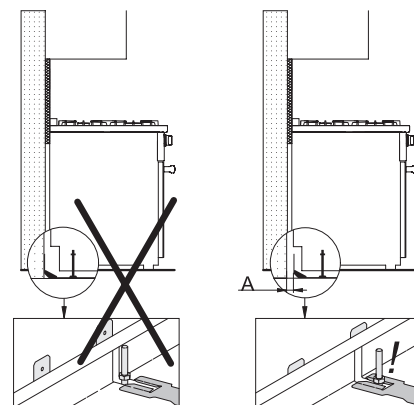
HR11xx, HR19xx, HR17xx – Installation drawing

1 Opening in the range housing , 2 Bolt of the anti-tip device , 3 Locking clamp with slot



HR1124, HR1134, HR1135, HR1136HR1124-1, HR1134-1, HR1135-1, HR1136-1, HR1124-3, HR1134-3, HR1135-3, HR1136-3 - Installation drawing

Maximum depth of top cabinet , Minimum distance to bottom edge of top cabinet , Distance from the floor to cooktop surface , Minimum distance to combustible surfaces , E = Electric connection, G = Gas connection , (A) Width of cabinet opening, (B) Minimum distance between the top of the cooking area and the bottom of an unprotected combustible surface., Minimum distance to a protected combustible surface or when a Miele Ventilation Hood is installed. For all other, Hoods please consult the manufacturer's specifications for required distances., (C) Maximum connection width right and left , (D) Maximum connection height , (E) Maximum connection depth



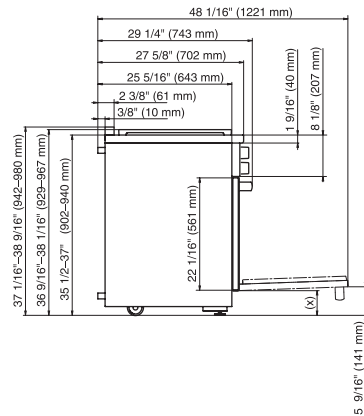
HR11xx, HR19xx, HR17xx – Installation drawing

A = Distance between the rear of the range to the supporting wall

HR 1124-3 G AG

30 inch range

All Gas with DirectSelect, Twin convection fans and M Pro dual stacked burners



HR1124-3, HR1134-3, HR1135-3, HR1136-3, HR1724-3,
Side view, installation drawing

(x) = Toe-kick height adjustment 5" – 6 1/2" (127 mm –
165.1 mm)