


MONOGRAM 30" BUILT-IN SINGLE OVEN

ZTS90DSSNSS



THE MONOGRAM MINIMALIST COLLECTION

Streamlined design and precisely machined metals create a contemporary yet functional aesthetic

LCD CONTROLS

Allow you to adjust oven settings with little effort

WIFI CONNECT

Perfectly in sync with a busy lifestyle, Alexa or Google Home can be used to control an array of oven functions from both inside and outside the home

PRECISION COOKING MODES

Master new recipes and perfectly execute favorite dishes using this ultra-smart system that automatically tracks cooking progress, modifies temperatures and adjusts cook times

NO-PREHEAT AIR FRY

A must-have for health-conscious cooks, the No-Preheat Air Fry mode crisps food to crunchy perfection, without using oils or butter

SCAN-TO-COOK

Innovative and time saving, scan-to-cook technology ensures that packaged foods are always prepared correctly. A simple scan of the barcode with a smartphone delivers consistently, delicious results

TRUE EUROPEAN CONVECTION WITH DIRECT AIR

Channels heated air from the top of the oven and circulates it around food on all sides for perfectly uniform baking and roasting

5.0 CUBIC FOOT CAPACITY

Easily accommodates even the largest meals

EXCLUSIVE SELF-CLEAN, (1 FULL-EXTENSION, 2 REGULAR) OVEN RACKS

Glide in and out smoothly on stainless steel ball bearings, and are designed to be left in the oven during the self-clean cycle

TEN-PASS BAKE ELEMENT

Covers more surface area for more even baking results

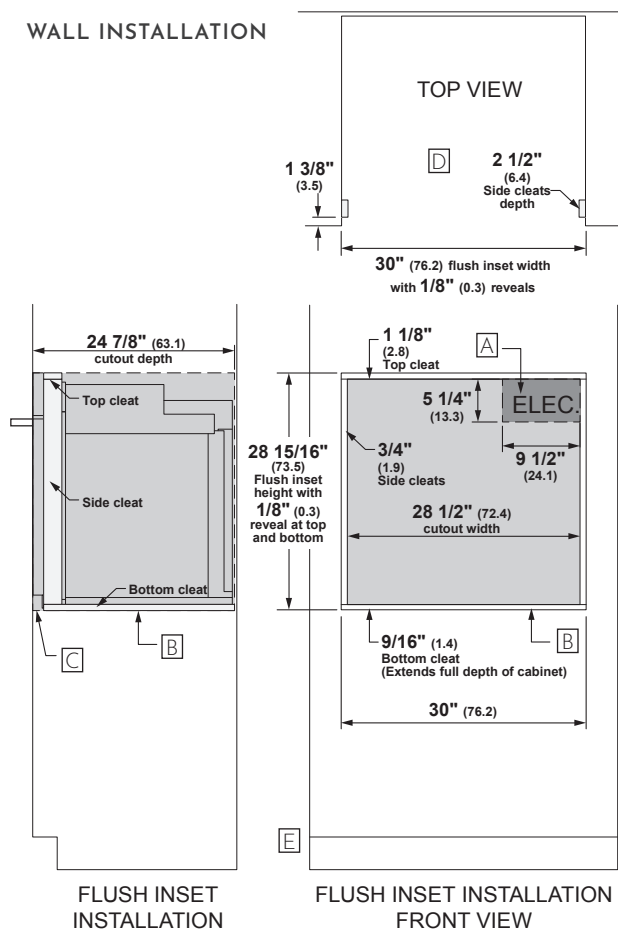
EIGHT-PASS BROIL ELEMENT

Provides complete coverage and even browning, even for large dishes

SELF-CLEAN WITH STEAM CLEAN OPTION

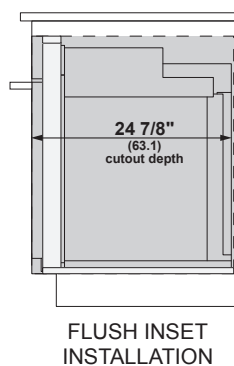
Gives you flexible options for thorough oven cleaning

WALL INSTALLATION



Allow 1/8" (0.3 cm) clearances from side edges of oven door.

UNDERCOUNTER INSTALLATION



For more details, refer to the installation instructions for this product on Monogram.com. Dimensions in parentheses are in centimeters unless otherwise noted.

HELPFUL TIPS

- A** Junction box location (May also be located in adjacent cabinet.)
- B** Platform must be able to support 220 lbs (99 kg)
- C** Cabinet surfaces must be an appearance finished surface for flush installation.
- D** Cleats may be visible and should be finished to match cabinetry.
- E** If using optional flush install vent trim accessory ZX30VT1, please adjust cutout height to 28-5/8" and bottom cleat height to 1/4".