

HR 1954-3 LP DF

48 inch range

– the Dual Fuel all-rounder with M Touch for the highest demands.



- Network-enabled WiFi appliance – Miele@home
- Plenty of space for cooking – eight powerful burners
- Speed oven for a maximum variety of uses
- Perfect baking and roasting results – Moisture plus
- Precise cooking temperature – Wireless Precision Probe

EAN: 4002516486503 / Material number: 11791680 / Old Material Number: 25195482USA

Type of heating	
Dual fuel	•
Gas type	Liquid gas
Construction type	
Range including speed oven and gourmet drawer	•
Appliance width in inches	48
Operating modes	
Speed Oven MasterChef automatic programs	•
Maxi Broil	•
Defrost	•
Auto roast	•
Combi Auto Roast	•
Broil	•
Intensive Bake	•
Moisture Plus	•
Slow roast	•
Microwave	•
Micro Broil	•
Combi Bake	•
Combi Broil	•
Surround	•
Browning	•
Bake	•
Convection Roast	•
Special modes	•
Design	
Appliance color	Clean Touch Steel
Oven display	M Touch
Speed Oven display	M Touch / M Touch
Convenience features	
Precise speed oven temperature regulation in °F (°C)	85 475 (30 250)
Wireless Precision Probe	•
Roast probe- speed oven	•
Keep-warm function	•
Crisp function	•
Convenience features and operating modes	
Warm cups	•
Warm plates	•
Keep food at serving temperature	•
Low-temperature cooking	•
Precise electronic temperature control from 104°F to 185°F	•
Cooktop features	
Number of gas burners	8
Number of TrueSimmer burners x power in BTU	2 x 10.00
Number of power burners x power in BTU	2 x 13.00
Number of high burners x power in BTU	4 x 19.50
True Simmer function	•
GasStop	•
Control panel	
Precision knobs	•

HR 1954-3 LP DF

48 inch range

– the Dual Fuel all-rounder with M Touch for the highest demands.



EAN: 4002516486503 / Material number: 11791680 / Old Material Number: 25195482USA

Illuminated knob	•
ComfortSwivel handle	•
Motorized lift-up control panel	•
Time synchronization	•
Date display	•
Minute minder	•
Automatic switch-off	•
Default temperatures	•
Acoustic signal when desired temperature is reached	•
Warming drawer capacity	6 place settings
Microwave popcorn function	•
Recommended microwave output for each mode	•
Minute Plus button	•
Fully telescopic for easy loading and unloading of the gourmet drawer	•
Gourmet drawer with push-to-open mechanism	•
User convenience	
Sabbath program	•
MultiLingua	•
MyMiele	•
Timed bursts of steam	•
Time of day display	•
Programmable cooking time	•
Actual temperature display	•
Favorites	•
Individual settings	•
Door	
CleanGlass door	•
Door contact switch	•
SoftClose oven door/ SoftOpen	•
Cavity	
Oven cavity volume in cu. ft. (l)	3.21 (91) ft³ (l)
Speed oven cavity volume in cu.ft. (l)	1.52 (43)
Number of oven shelf levels	5
Number of Speed Oven shelf levels	3
No. of halogen lamps	3 in ovens/1 in microwave combination ovens
Efficiency and sustainability	
Energy-saving lighting circuit	•
Residual heat utilization	•
Rapid PreHeat	•
Cleaning convenience	
Stainless-steel front with partial Clean Touch Steel finish	•
Stainless-steel Speed Oven interior with PerfectClean and linen-weave finish	•
Oven with self-cleaning program	•
AirClean catalyzer	•
ComfortClean dishwasher-safe grates	•
Cooktop surface	Black enamel
Safety	
Appliance cooling system and cool touch front	•

HR 1954-3 LP DF

48 inch range

– the Dual Fuel all-rounder with M Touch for the highest demands.



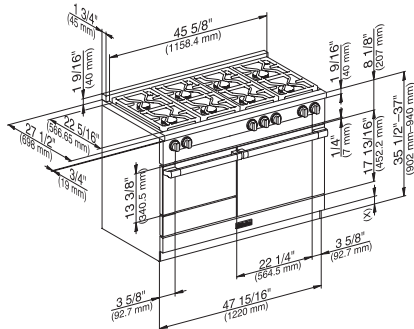
EAN: 4002516486503 / Material number: 11791680 / Old Material Number: 25195482USA

Safety cut-out	•
Anti-slip liner in the gourmet drawer	•
System lock	•
Door contact switch	•
Door lock during self cleaning	•
Technical data	
Appliance height min in in.(mm)	37 1/8 (942)
Dimensions (depth) in in. (mm) with bullnose	27 1/2 (698)
Appliance height max in in.(mm)	38 5/8 (980)
Power Rating in V	120
Number of phases	1
Fresh water connection for Moisture Plus	•
Fresh water connection for Moisture Plus	3.0
Appliance width in in. (mm)	48 1/8 (1220)
Voltage in V	240/208
Fuse rating in A	50
Accessories supplied	
Anti-splash insert	1
Baking and roasting rack with PerfectClean	1
Self Clean ready baking and roasting rack	3
FlexiClip runners Self Clean ready	2
Side racks self clean ready	1
Glass tray	2

HR 1954-3 LP DF

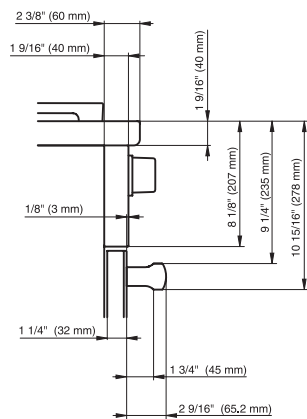
48 inch range

– the Dual Fuel all-rounder with M Touch for the highest demands.



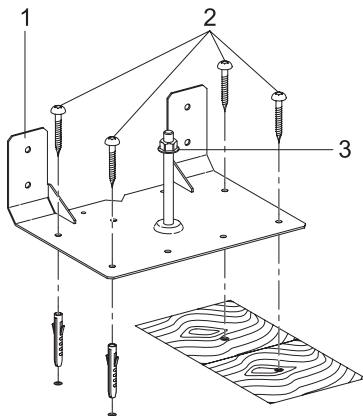
HR1954G (installation drawing)

(x) = Depending on the appliance height adjustment: 4" – 5 1/2" (101.6 mm – 139.7 mm)



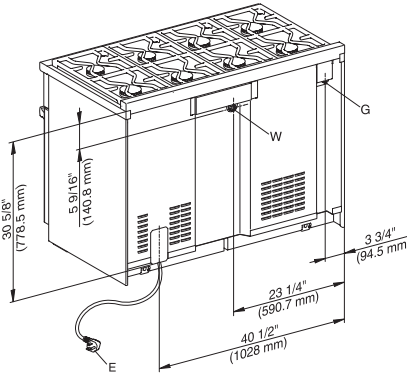
HR19x4, HR19x3, HR19x5 (installation drawing)

(x) = Toe-kick height adjustment 5" – 6 1/2" (127 mm – 165.1 mm)



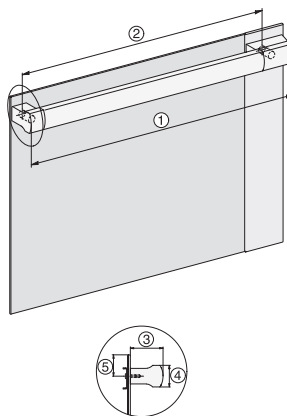
HR11xx, HR19xx, HR17xx – Installation drawing

1 Anti-tip device, 2 Screws, 3 Locking nut



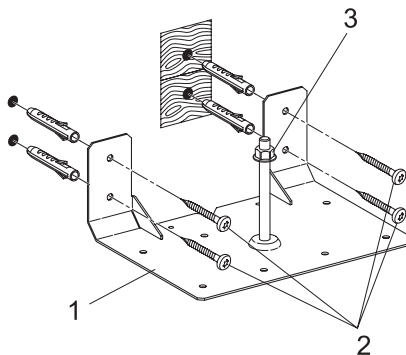
HR1954G (installation drawing)

E = Electric Connection, W = Water connection, G = Gas connection



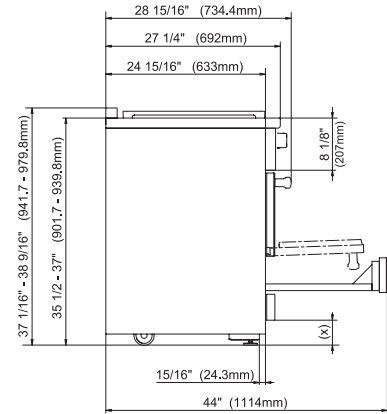
H195x installation drawings

1 25 5/8" / 651,25 mm, 2 21 1/2" / 545.8 mm, 3 1 5/8" / 42 mm, 4 1 7/16" / 36 mm, 5 1 1/2" / 38,75 mm



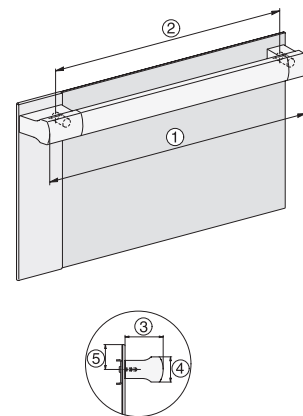
HR11xx, HR19xx – Installation drawing

1 Anti-tip device, 2 Screws, 3 Locking nut



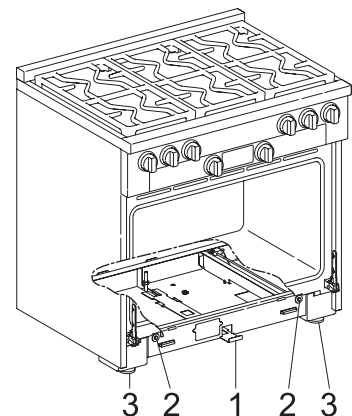
HR19xx (installation drawing)

(x) = Depending on the appliance height adjustment: 4" – 5 1/2" (101.6 mm – 139.7 mm)



H195x installation drawings

1 21 5/8" / 548,95 mm, 2 17 7/16" / 443,5 mm, 3 1 5/8" / 42 mm, 4 1 7/16" / 36 mm, 5 1 1/2" / 38,75 mm



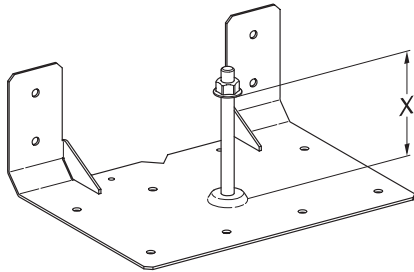
HR11xx, HR19xx, HR17xx – Installation drawing

1 Anti-tip device, 2 Screws, 3 Locking nut

HR 1954-3 LP DF

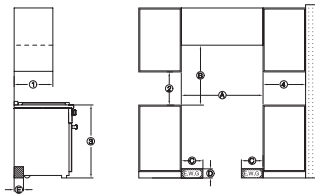
48 inch range

– the Dual Fuel all-rounder with M Touch for the highest demands.



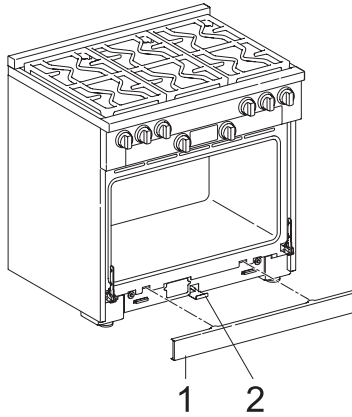
HR11xx, HR19xx, HR17xx – Installation drawing

X 3 13/16" (97 mm): HR1124, HR1134, HR1135, HR1136, HR1724, HR1924, HR1934, HR1935, HR1936, HR1954, HR1955, HR1956, X 3 1/4" (82 mm): HR1134-2, HR1134-3, HR1135-2, HR1135-3, HR1136-2, HR1136-3, HR1924-2, HR1924-3, HR1934-2, HR1934-3, HR1935-2, HR1935-3, HR1936-2, HR1936-3, HR1954-2, HR1954-3, HR1955-2, HR1955-3, HR1956-2, HR1956-3



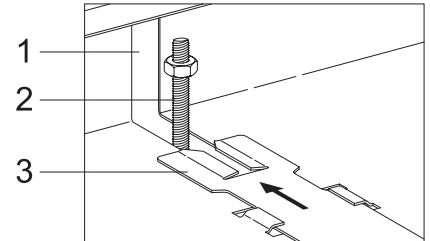
HR19xx – Installation drawing

Maximum depth of top cabinet, Minimum distance to bottom edge of top cabinet, Distance from the floor to cooktop surface, Minimum distance to combustible surfaces, E = Electric connection, W = Water connection, G = Gas connection, (A) Width of cabinet opening, (B) Minimum distance between the top of the cooking area and the bottom of an unprotected combustible surface. Minimum distance to a protected combustible surface or when a Miele Ventilation Hood is installed. For all other Hoods please consult the manufacturer's specifications for required distances., (C) Maximum connection width right and left, (D) Maximum connection height, (E) Maximum connection depth



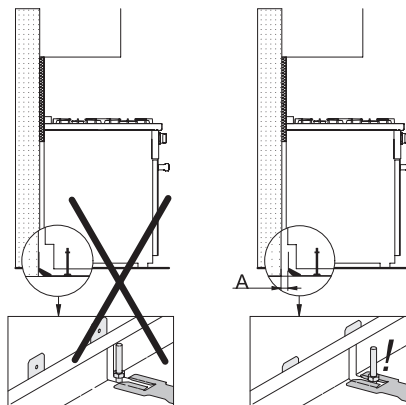
HR11xx, HR19xx, HR17xx – Installation drawing

1 Toe kick cover, 2 Locking clamp



HR11xx, HR19xx, HR17xx – Installation drawing

1 Opening in the range housing, 2 Bolt of the anti-tip device, 3 Locking clamp with slot



HR11xx, HR19xx, HR17xx – Installation drawing

A = Distance between the rear of the range to the supporting wall