

FISHER & PAYKEL

DATA SHEET

30" Contemporary Freestanding Induction Range and Electric Range

Model no:
OR30SDI6X1, OR30SDE6X1
(refer page 5 for metric measurements)

| Product Dimensions | in |
|--|----------------------------|
| Ⓐ Overall height of range (from floor to cooktop, excluding trim) | min 35 3/4" max 37 5/8" |
| Ⓑ Overall width of range | 29 7/8" |
| Ⓒ Overall depth of range including handle and dials | 26 3/4" |
| Ⓓ Depth from front of range to rear (excl. handle and dials) | 25 1/4" |
| Ⓔ Depth from rear of chassis to front of side panel | 24 15/16" |
| Ⓕ Height from top of cooktop to top of optional backguard | 3" |
| Ⓖ Height of cooktop front face (excl. chamfer) | 1 1/4" |
| Ⓗ Depth of rear trim / optional backguard | 2" |
| Ⓘ Height from countertop to bottom of chassis | 31 13/16" |
| Ⓢ Height from countertop to bottom of control panel | 5 3/4" |
| Ⓚ Height from top of door to bottom of chassis | 25 1/4" |
| Ⓛ Height from top of warmer drawer to bottom of chassis | 5 15/16" |
| Ⓜ Height from handle to bottom of chassis | 22 7/16" |
| Ⓝ Thickness of handle rail | 15/16" |
| Ⓟ Width of handle (including standoffs) | 27 15/16" |
| Ⓟ Depth of handle (measured from front of door) | 1 5/8" |
| Ⓡ Depth of open door to front of side panel | 16 7/16" |
| Ⓡ Adjustable feet height | min 3 5/8" max 5 1/2" |
| Ⓢ Toekick depth - with optional toe kick panel - without toe kick panel | 2 1/16" 2 3/16" |
| Ⓣ Width of optional toe kick panel | 29 13/16" |

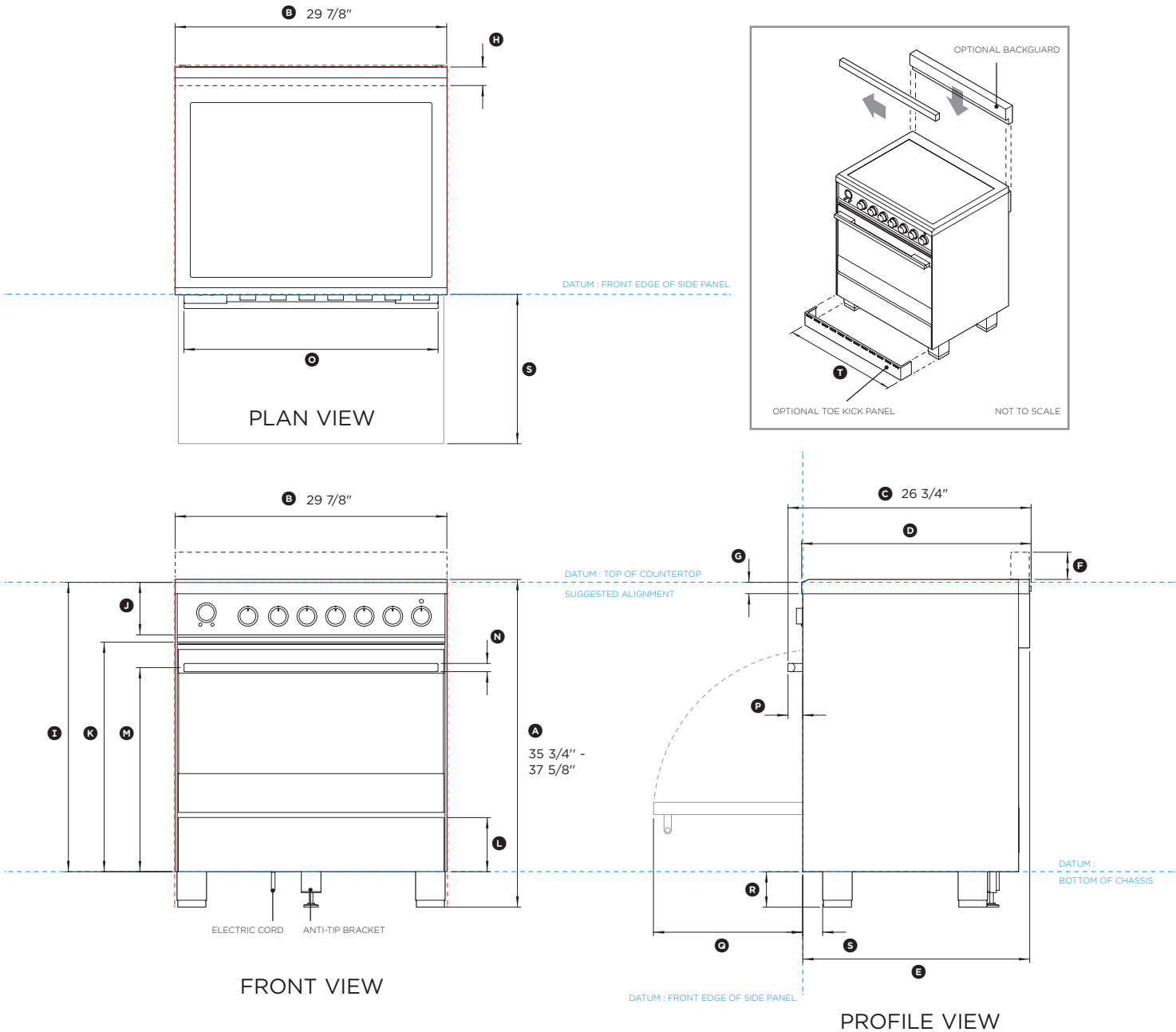
| Cavity Dimensions | in |
|--------------------------|----------------------------|
| Overall width of cavity | min 30" |
| Overall depth of cavity | 25 1/4" |
| Overall height of cavity | min 35 3/4" max 37 5/8" |

IMPORTANT NOTE: For full installation and clearance details please refer to our installation manual.

INDICATES CAVITY CLEARANCES -----
INDICATES PRODUCT DATUM - - - - -

DATE: **20.6.2024**

IMPORTANT NOTE: Throughout this guide, dimensions may vary by ±2mm (1/16"). Please read the installation manual for detailed information on installing the product. For full installation instructions & specifications visit fisherpaykel.com



FISHER & PAYKEL

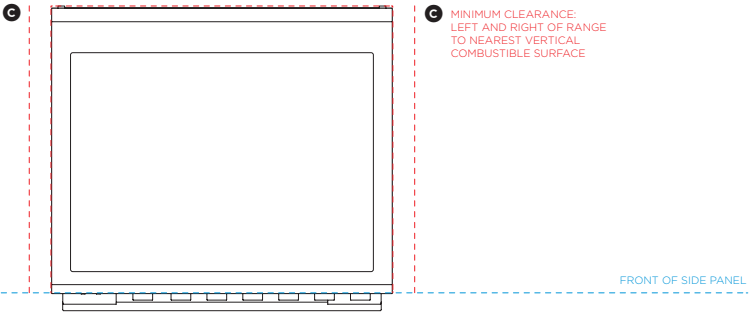
DATA SHEET

30" Contemporary Freestanding Induction Range and Electric Range

Model no:
OR30SDI6X1, OR30SDE6X1
(refer page 6 for metric measurements)

| Clearance Dimensions | in |
|---|-------------------|
| Ⓐ Minimum width of ventilation hood installed above range - not shown* | 30" |
| Ⓑ Minimum vertical distance between countertop and cabinet extending above counter | 18" |
| Ⓒ Minimum clearance from left and right of range to nearest vertical combustible surface | 2" |
| Ⓓ Minimum clearance from cooking surface to: - overhead cabinet centered above the cooktop (combustible / unprotected) - overhead cabinet centered above the cooktop (non-combustible / protected) - ventilation hood centered above the cooktop | 30" 24" 24" |
| Ⓔ Maximum overall depth of overhead cabinetry | 13" |

*IMPORTANT NOTE: For full installation and clearance details please refer to our installation manual.



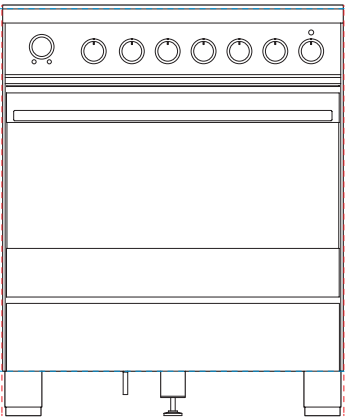
PLAN VIEW

- Ⓓ MINIMUM CLEARANCE: COMBUSTIBLE SURFACE
- Ⓓ MINIMUM CLEARANCE: NON-COMBUSTIBLE SURFACE
- Ⓔ MAXIMUM OVERALL DEPTH OF OVERHEAD CABINETRY
- Ⓑ MINIMUM CLEARANCE: ADJACENT OVERHEAD CABINET

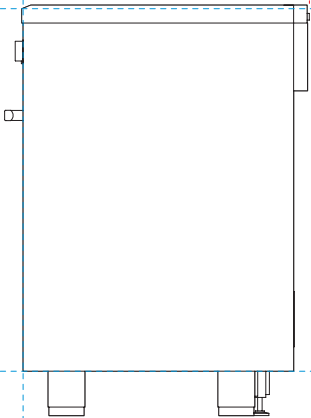
FRONT OF SIDE PANEL

DATUM :
TOP OF COUNTERTOP

DATUM : BOTTOM OF CHASSIS



FRONT VIEW



PROFILE VIEW

INDICATES CLEARANCES -----
INDICATES PRODUCT DATUM -----

DATE: **20.6.2024**

IMPORTANT NOTE: Throughout this guide, dimensions may vary by $\pm 2\text{mm}$ (1/16"). Please read the installation manual for detailed information on installing the product. For full installation instructions & specifications visit fisherpaykel.com



FISHER & PAYKEL

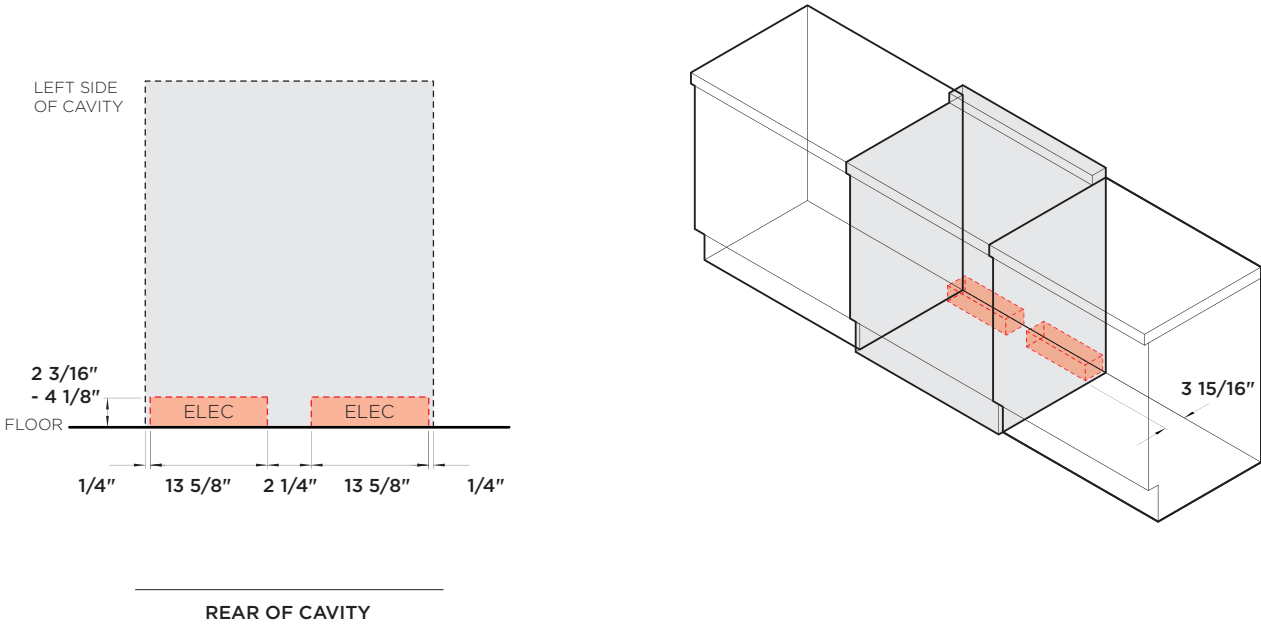
DATA SHEET

30" Contemporary Freestanding Induction Range

Model no:
OR30SDI6X1
(refer page 7 for metric measurements)

| | |
|---------------------|---|
| Specifications | |
| Oven Total Capacity | 3.5 cu.ft |
| Electrical | |
| Supply | 120/208 V or 120/240 V, 60 Hz |
| Service | 40 A |
| Connection | 4-prong grounding type [NEMA 14-50P plug] |
| Weight | 240lbs |

*IMPORTANT NOTE: For full installation and clearance details please refer to our installation manual.



DATE: **20.6.2024**

IMPORTANT NOTE: Throughout this guide, dimensions may vary by $\pm 2\text{mm}$ (1/16"). Please read the installation manual for detailed information on installing the product. For full installation instructions & specifications visit fisherpaykel.com

FISHER & PAYKEL

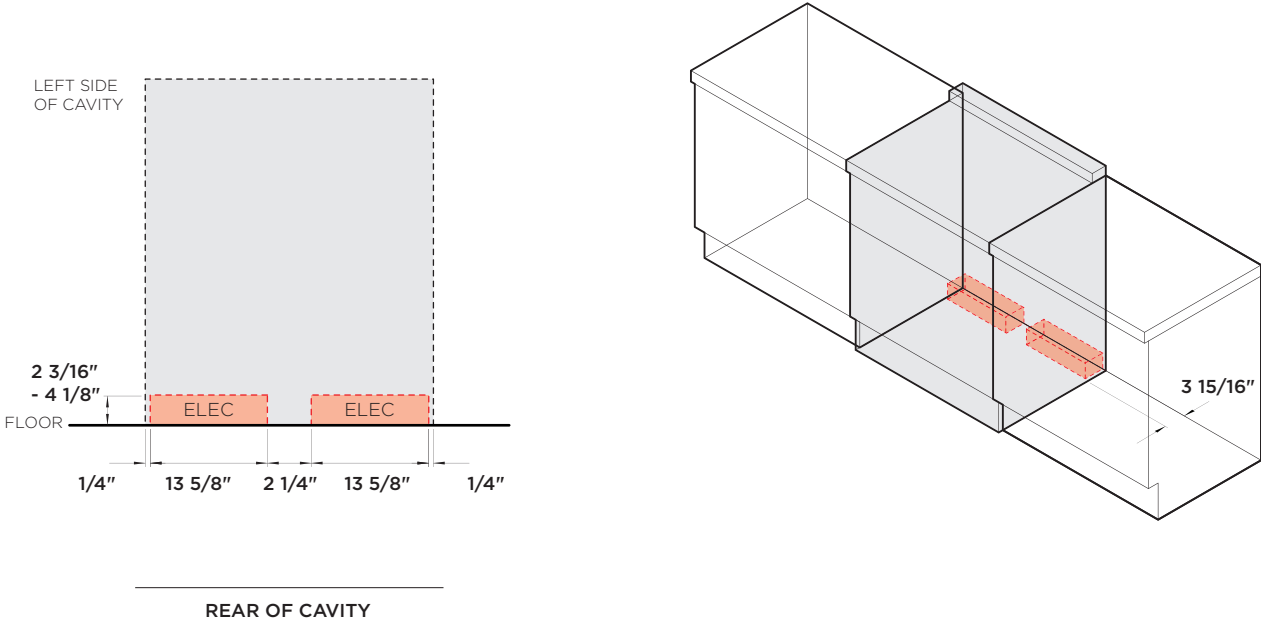
DATA SHEET

30" Contemporary Freestanding Electric Range

Model no:
OR30SDE6X1
(refer page 8 for metric measurements)

| | |
|---------------------|---|
| Specifications | |
| Oven Total Capacity | 3.5 cu.ft |
| Electrical | |
| Supply | 120/208 V or 120/240 V, 60 Hz |
| Service | 50 A |
| Connection | 4-prong grounding type [NEMA 14-50P plug] |
| Weight | 240lbs |

*IMPORTANT NOTE: For full installation and clearance details please refer to our installation manual.



DATE: **20.6.2024**

IMPORTANT NOTE: Throughout this guide, dimensions may vary by $\pm 2\text{mm}$ ($1/16"$). Please read the installation manual for detailed information on installing the product. For full installation instructions & specifications visit fisherpaykel.com

FISHER & PAYKEL

DATA SHEET

30" Contemporary Freestanding Induction Range and Electric Range

Model no:

OR30SDI6X1, OR30SDE6X1

(refer page 1 for imperial measurements)

| Product Dimensions | mm |
|---|--------------------|
| Ⓐ Overall height of range (from floor to cooktop, excluding trim) | min 908 max 956 |
| Ⓑ Overall width of range | 759 |
| Ⓒ Overall depth of range including handle and dials | 679 |
| Ⓓ Depth from front of range to rear (excl. handle and dials) | 641 |
| Ⓔ Depth from rear of chassis to front of side panel | 638 |
| Ⓕ Height from top of cooktop to top of optional backguard | 76 |
| Ⓖ Height of cooktop front face (excl. chamfer) | 32 |
| Ⓗ Depth of rear trim / optional backguard | 51 |
| Ⓘ Height from countertop to bottom of chassis | 808 |
| Ⓢ Height from countertop to bottom of control panel | 147 |
| Ⓚ Height from top of door to bottom of chassis | 641 |
| Ⓛ Height from top of warmer drawer to bottom of chassis | 151 |
| Ⓜ Height from handle to bottom of chassis | 570 |
| Ⓝ Thickness of handle rail | 23 |
| Ⓞ Width of handle (including standoffs) | 710 |
| Ⓟ Depth of handle (measured from front of door) | 41 |
| Ⓠ Depth of open door to front of side panel | 417 |
| Ⓡ Adjustable feet height | min 92 max 140 |
| Ⓢ Toekick depth - with optional toe kick panel | 52 |
| - without toe kick panel | 56 |
| Ⓣ Width of optional toe kick panel | 757 |

| Cavity Dimensions | mm |
|--------------------------|--------------------|
| Overall width of cavity | min 762 |
| Overall depth of cavity | 641 |
| Overall height of cavity | min 908 max 956 |

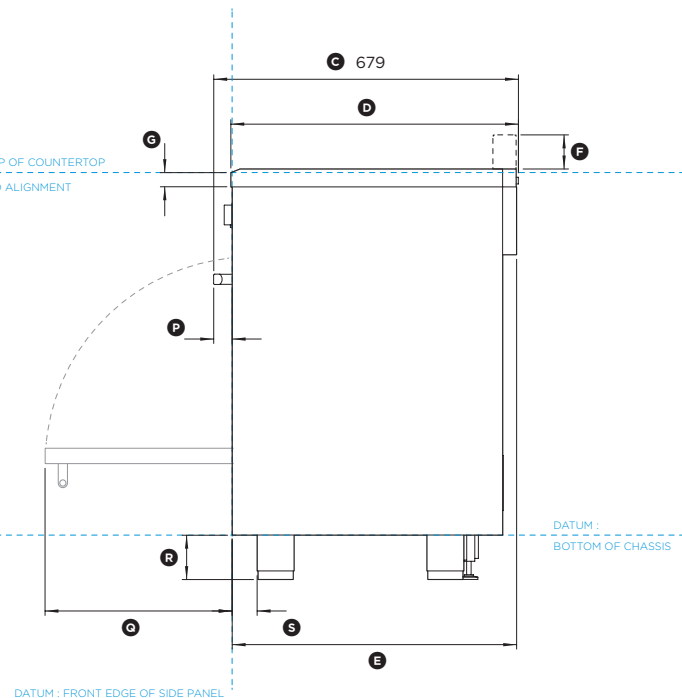
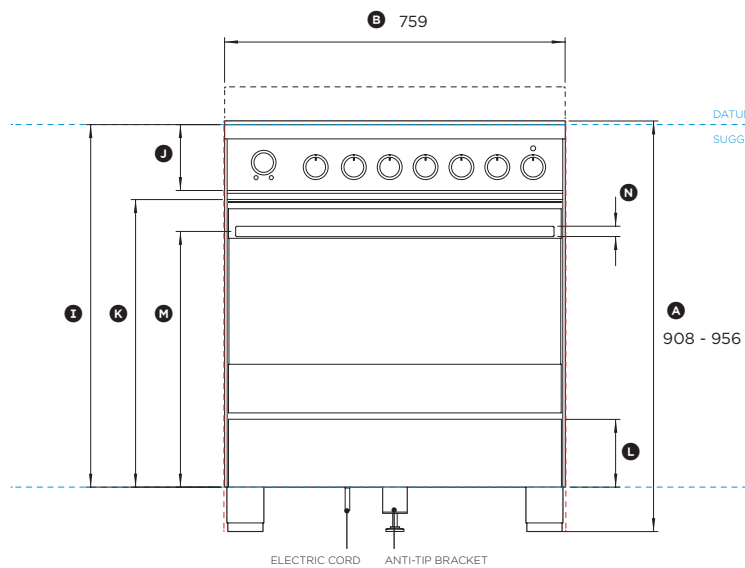
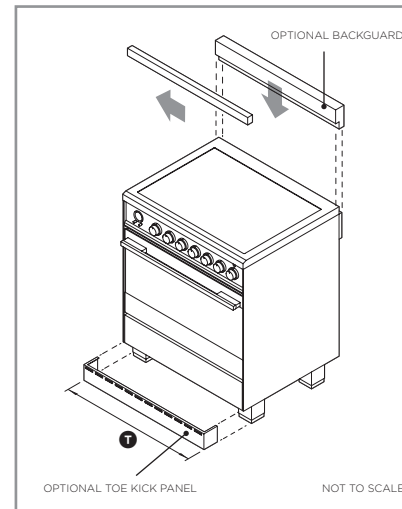
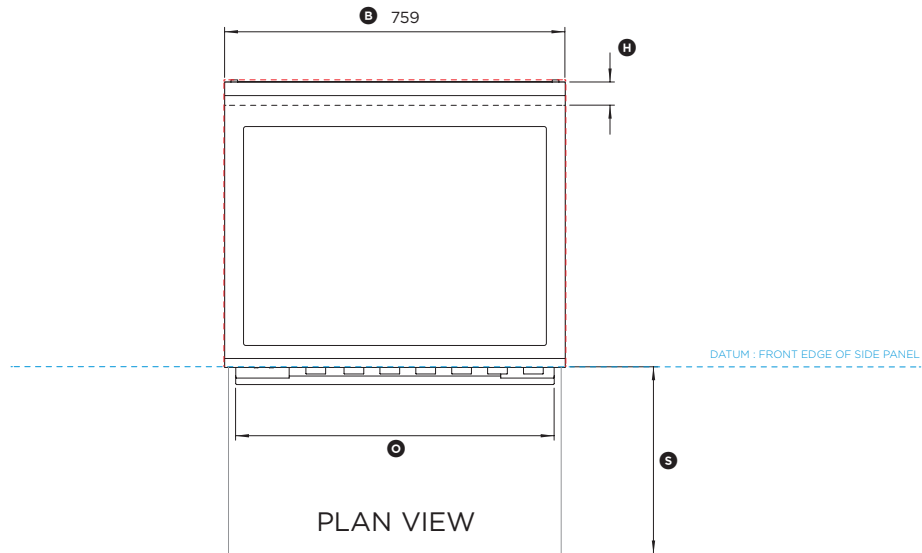
IMPORTANT NOTE: For full installation and clearance details please refer to our installation manual.

INDICATES CAVITY CLEARANCES -----

INDICATES PRODUCT DATUM -----

DATE: **20.6.2024**

IMPORTANT NOTE: Throughout this guide, dimensions may vary by $\pm 2\text{mm}$ (1/16"). Please read the installation manual for detailed information on installing the product. For full installation instructions & specifications visit fisherpaykel.com



FRONT VIEW

PROFILE VIEW



FISHER & PAYKEL

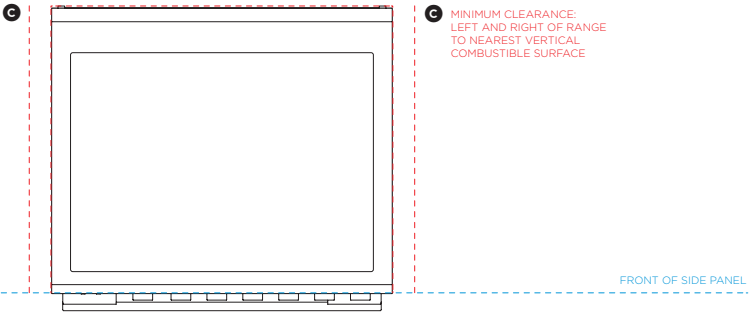
DATA SHEET

30" Contemporary Freestanding Induction Range and Electric Range

Model no:
OR30SDI6X1, OR30SDE6X1
(refer page 2 for imperial measurements)

| Clearance Dimensions | mm |
|--|-------------------|
| Ⓐ Minimum width of ventilation hood installed above range - not shown* | 762 |
| Ⓑ Minimum vertical distance between countertop and cabinet extending above counter | 457 |
| Ⓒ Minimum clearance from left and right of range to nearest vertical combustible surface | 50 |
| Ⓓ Minimum clearance from cooking surface to: - overhead cabinet centred above the cooktop (combustible / unprotected) - overhead cabinet centred above the cooktop (non-combustible / protected) - ventilation hood centred above the cooktop | 762 610 610 |
| Ⓔ Maximum overall depth of overhead cabinetry | 330 |

*IMPORTANT NOTE: For full installation and clearance details please refer to our installation manual.



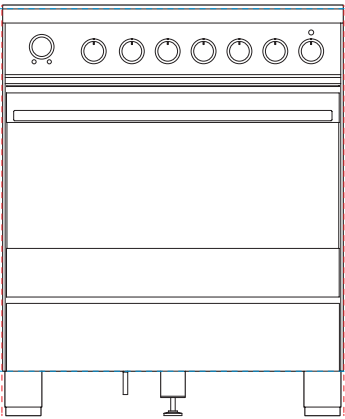
PLAN VIEW

- Ⓓ MINIMUM CLEARANCE: COMBUSTIBLE SURFACE
- Ⓓ MINIMUM CLEARANCE: NON-COMBUSTIBLE SURFACE
- Ⓔ MAXIMUM OVERALL DEPTH OF OVERHEAD CABINETRY
- Ⓑ MINIMUM CLEARANCE: ADJACENT OVERHEAD CABINET

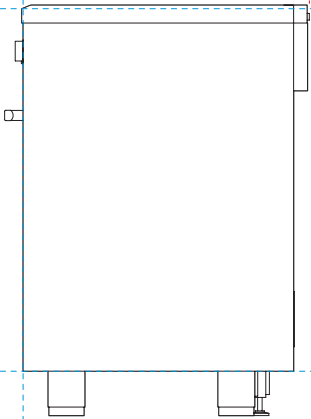
FRONT OF SIDE PANEL

DATUM :
TOP OF COUNTERTOP

DATUM : BOTTOM OF CHASSIS



FRONT VIEW



PROFILE VIEW

INDICATES CLEARANCES -----
INDICATES PRODUCT DATUM -----

DATE: **20.6.2024**

IMPORTANT NOTE: Throughout this guide, dimensions may vary by $\pm 2\text{mm}$ (1/16"). Please read the installation manual for detailed information on installing the product. For full installation instructions & specifications visit fisherpaykel.com



FISHER & PAYKEL

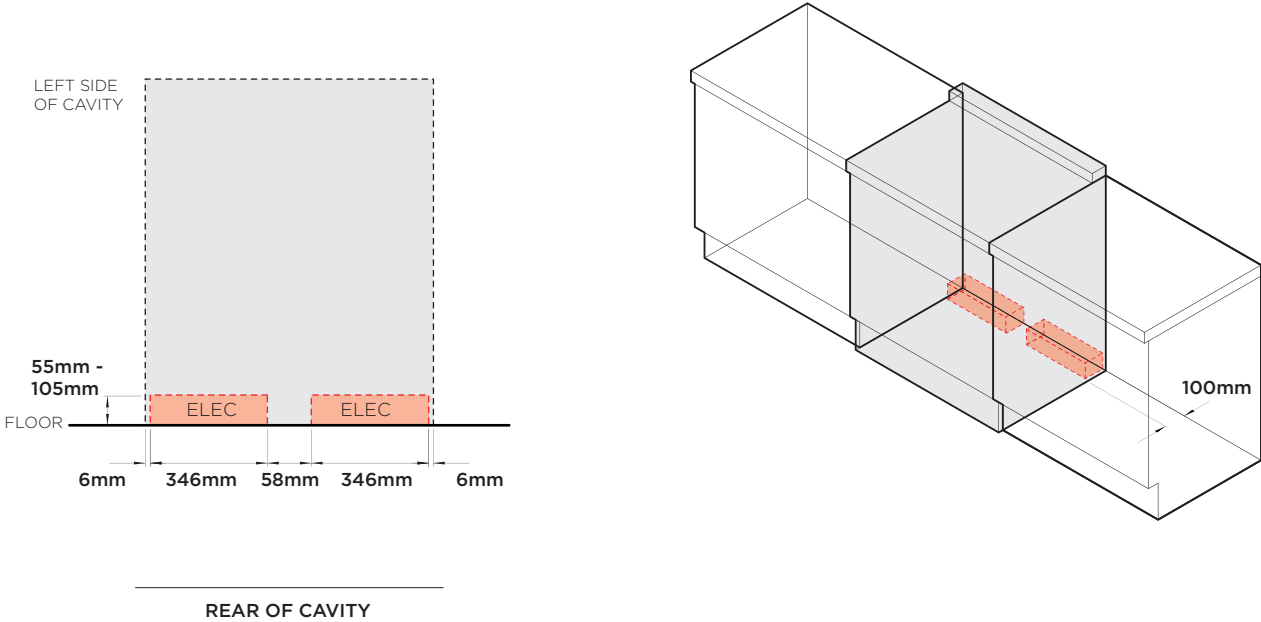
DATA SHEET

30" Contemporary Freestanding Induction Range

Model no:
OR30SDI6X1
(refer page 3 for imperial measurements)

| | |
|---------------------|---|
| Specifications | |
| Oven Total Capacity | 100L |
| Electrical | |
| Supply | 120/208 V or 120/240 V, 60 Hz |
| Service | 40 A |
| Connection | 4-prong grounding type [NEMA 14-50P plug] |
| Weight | 109kgs |

*IMPORTANT NOTE: For full installation and clearance details please refer to our installation manual.



DATE: **20.6.2024**

IMPORTANT NOTE: Throughout this guide, dimensions may vary by $\pm 2\text{mm}$ (1/16"). Please read the installation manual for detailed information on installing the product. For full installation instructions & specifications visit fisherpaykel.com

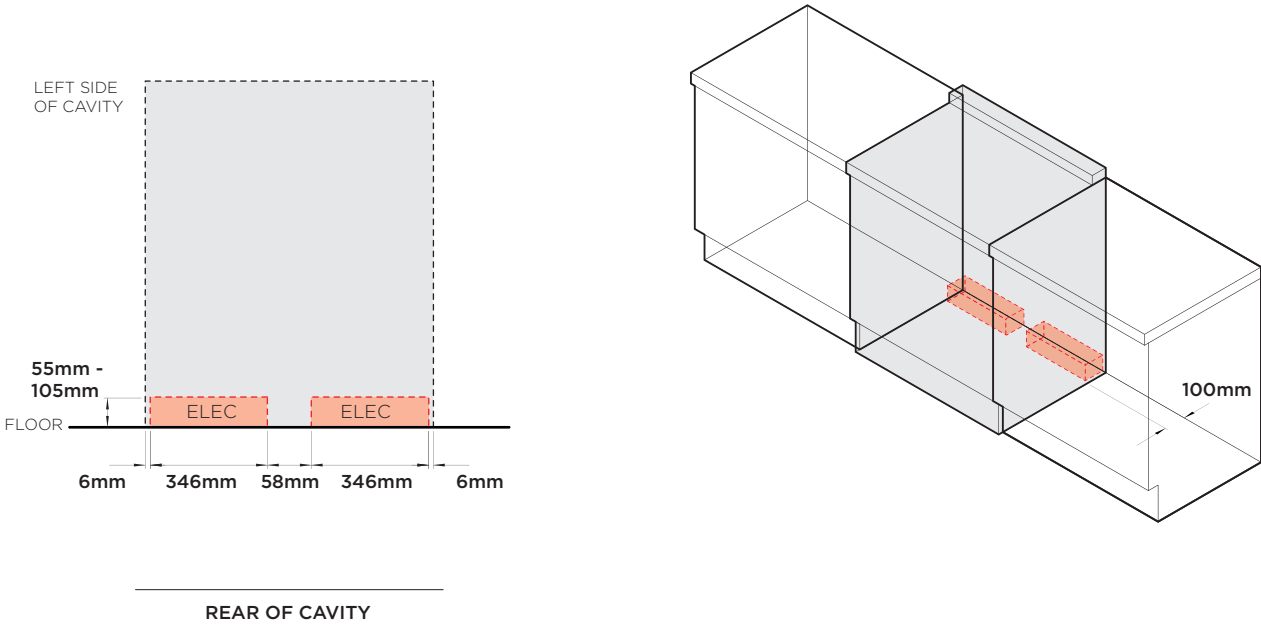
FISHER & PAYKEL

DATA SHEET 30" Contemporary Freestanding Electric Range

Model no:
OR30SDE6X1
(refer page 4 for imperial measurements)

| | |
|---------------------|---|
| Specifications | |
| Oven Total Capacity | 100L |
| Electrical | |
| Supply | 120/208 V or 120/240 V, 60 Hz |
| Service | 50 A |
| Connection | 4-prong grounding type [NEMA 14-50P plug] |
| Weight | 109kgs |

*IMPORTANT NOTE: For full installation and clearance details please refer to our installation manual.



DATE: **20.6.2024**

IMPORTANT NOTE: Throughout this guide, dimensions may vary by $\pm 2\text{mm}$ (1/16"). Please read the installation manual for detailed information on installing the product. For full installation instructions & specifications visit fisherpaykel.com