

SRT364G



FEATURES

- Maintain control with four dual-stacked burners that go from 20,000 Btu down to a mere breath of flame
- Simmer and melt sauces, soups, and marinades easily with the lower tier of the dual-stacked burner
- Match other Sub-Zero, Wolf, and Cove products with heavy-gauge stainless steel and signature red infinite control knobs
- Sear in seconds with the additional 15,000 Btu infrared griddle
- Cleanup is a snap as sealed, seamless burner pans contain splashes and spills
- Move pots and pans effortlessly across the continuous cast-iron grates
- Reignites flame automatically with spark ignition system

ACCESSORIES

- 11" Cutting Board
- 2-Burner Wok Grate
- 36" Brass Bezels
- 36" Chrome Bezels
- 36" Stainless Bezels
- Filler Trim
- Griddle Cleaning Kit
- Griddle Cleaning Pads
- Griddle Cleaning Solution
- Sealed Burner Rangetop with Wok Black Knobs
- Sealed Burner Rangetop with Wok Red Knobs
- Sealed Burner Rangetop with Wok Stainless Knobs
- High altitude conversion kits available
- 5" and 10" stainless steel risers, and 20" riser with shelf

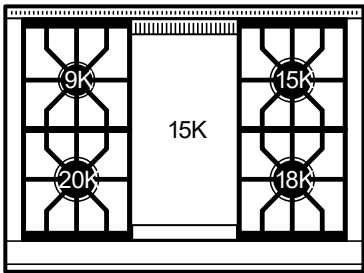
Accessories available through an authorized dealer.
For local dealer information, visit subzero-wolf.com/locator.



KNOB OPTIONS



TOP CONFIGURATION



RANGETOP SPECIFICATIONS

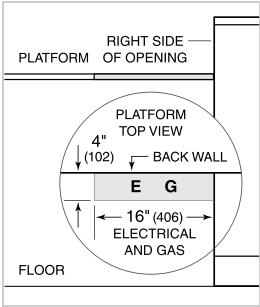
- Stainless-steel island trim (included)
- Stainless-steel bezels
- 1 - 9,200 Btu burner
- 1 - 15,000 Btu burner
- 1 - 18,000 Btu burner
- 1 - 20,000 Btu burner
- 1- Infrared 15,000 Btu griddle



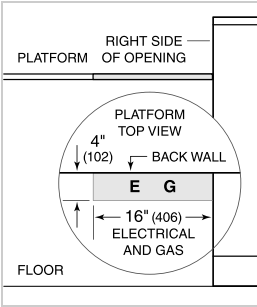
PRODUCT SPECIFICATIONS

Model	SRT364G
Dimensions	35 7/8"W x 8 1/2"H x 28 1/2"D
Electrical Supply	120 VAC, 60 Hz
Electrical Service	15 amp dedicated circuit
Gas Supply	3/4" ID line
Gas Inlet	1/2" NPT female
Receptacle	3-prong grounding-type

ELECTRICAL

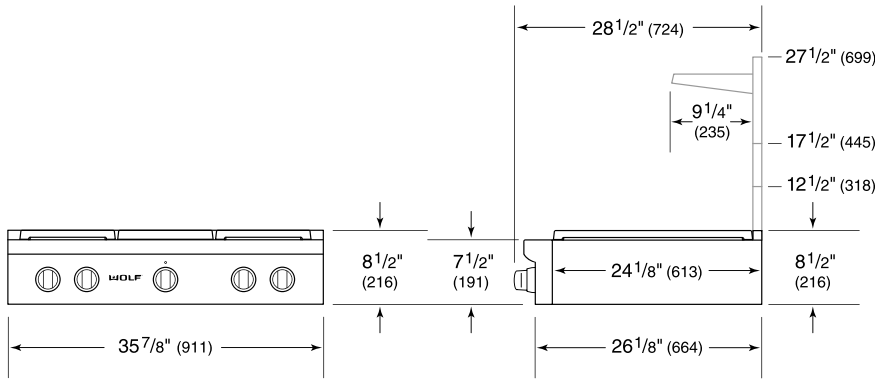


GAS

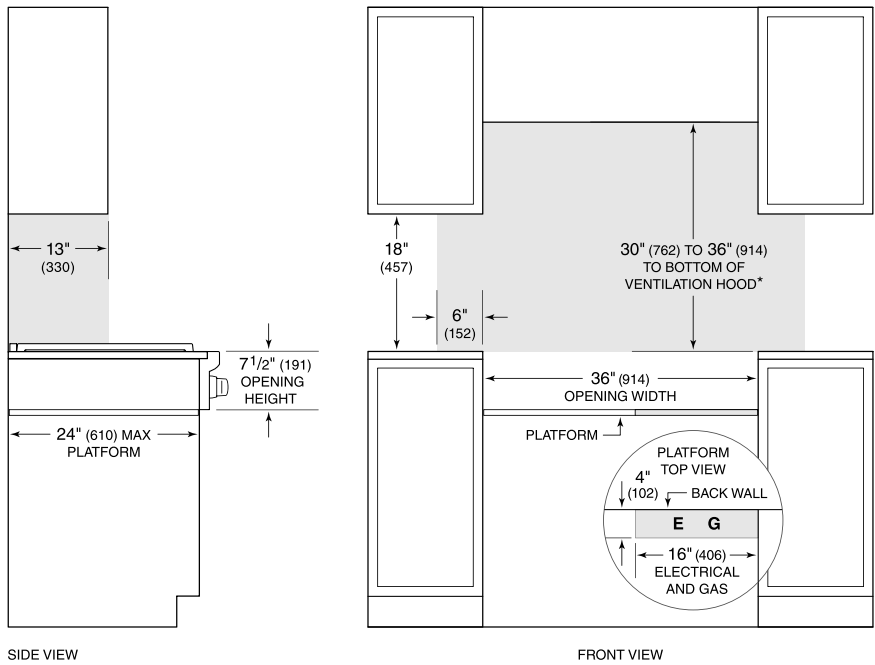


NOTE: Dimensions in parenthesis are in millimeters unless otherwise specified

DIMENSIONS



STANDARD INSTALLATION



SIDE VIEW

FRONT VIEW

**Without ventilation hood, 36" (914) minimum clearance countertop to combustible materials, 44" (118) for charbroiler.*
NOTE: Shaded area above countertop indicates minimum clearance to combustible surfaces, combustible materials cannot be located within this area.
Electrical and gas supply located through bottom of platform.
For island installation, 12" (305) minimum clearance back of range to combustible rear wall above countertop.