

MZBZ1727X

1.7 cu. ft. Built-In MWO with Convection and Air Fry

1.7 cu. ft Speed Oven
WideView™ Window
Sensor Cook
Convection Bake
Air Fry
SmartDiagnosis™
ThinQ®



AVAILABLE COLORS



STAINLESS STEEL

Proactive Smart Alerts to Keep Your Appliances Running Smoothly

ThinQ Care

- Preventative Alerts help you stay a step ahead of potential issues to find proactive solutions before problems arise.
- Avoid preventable repairs and service calls with real-time diagnostics for a hassle-free experience.
- Integrated within LG's ThinQ app—a smart home hub for managing your smart devices and appliances.

SUMMARY

Type	Speed Oven
Total Oven Capacity (cu.ft.)	1.7
Available Colors	Stainless Steel
OVEN FEATURES	
Capacity (cu.ft.)	1.7
Interior (Cavity)	Stainless
Microwave Power Output	975W
Microwave Mode Power Consumption	Max. 1900W, Saturation 1650W
Convection Bake Mode Power Consumption	1600W
Broil Mode Power Consumption	1300W
Convection Element (W)	1500W (Sheath Heater)
Broil Upper Element (W)	1200W (500W+700W)
Broil Lower Element (W)	375W
Microwave	Yes
Convection Bake	Yes
Broil	Yes
Air Fry	Yes
Dehydrate	Yes
Speed Broil	Yes
Warm	Yes
Proof	Yes
Sensor Cook	Popcorn, Potato, Vegetable
No. of Sensor Cook (8 Menus)	Beverage, Casserole, Chicken, Pasta, Pizza, Plate of food, Rice, Soup
No. of Defrost (4 Menus)	Meat, Poultry, Fish, Bread
No. of Soften (4 Menus)	Meat, Poultry, Fish, Bread
No. of Melt (5 Menus)	Butter, Caramel, Cheese, Chocolate, Marshmallow

No. of Simmer (7 Menus)	Farfalle, Fusilli, Lasagna, Macaroni, Penne, Rice, Spaghetti
No. of Air Fry (9 Menus)	Chicken Legs, Frozen Chicken Nuggets, Frozen Chicken Wings, Frozen French Fries, Frozen Hash Brown Patties, Frozen Mozzarella Sticks, Frozen Potato Wedges, Hamburger, Sausage
No. of Auto Cook (22 Menus)	Bacon, Baked Potato, Brownie, Cod Fillets, Fresh Vegetable, Frozen Bagels, Frozen Garlic Bread, Frozen Pizza, Frozen Soft Pretzels, Frozen Vegetable, Lamb Chops, Meat Loaf, Nachos, Oatmeal, Pork Chops, Quinoa, Rib-eye Steak, Rice, Salmon Steak, Sirloin Steak, Tenderloin, Vegetable-Canned

APPEARANCE

All Available Colors	Stainless Steel, Black Stainless Steel
Handle/ Knobs	Stainless Finish (Aluminum)
PrintProof™ Finish	No
Oven Door Feature	WideView™ Window
SMART FEATURES	
ThinQ® (Wi-Fi Enabled)	Yes
Check & Control	Yes
Scan to Cook	Yes
Voice Control	No
Smart Recipe (3rd Party Recipe App)	No
Proactive Customer Care	No
SmartDiagnosis™	Yes
NFC Tag On	No

ACCESSORIES

Air Fry Pan	Yes
Metal Tray	Yes
Glass Tray	Yes
Rotate Ring	Yes

POWER/ RATINGS

Amp at 120V	Max. 16A, Saturation 14A
kW at 120V	Max. 1.9kW, Saturation 1.65kW
Requirements	120 VAC
Max Amp. Load	16A
Required Power Supply	120 VAC

DIMENSIONS/ CLEARANCES/ WEIGHT

Product Dimensions (WxHxD)	29 3/4" x 20 1/8" x 23 3/16"
Product Dimensions W/ Handle (W x H x D)	29 3/4" x 20 1/8" x 25 9/16"
Cut-out Dimensions (W x H x D)	28 5/8" x 19 3/4" x 23 1/2"
Packing Dimensions (W x H x D)	31 7/8" x 23 5/8" x 27 1/4"
Product Weight (lbs)	76.6
Shipping Weight (lbs)	100.2

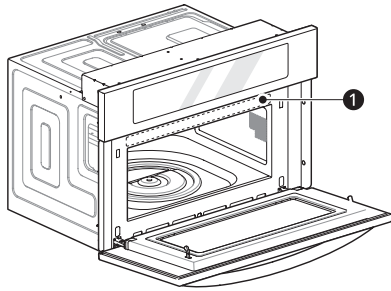
LIMITED WARRANTY

Parts & Labor	1 Year
---------------	--------

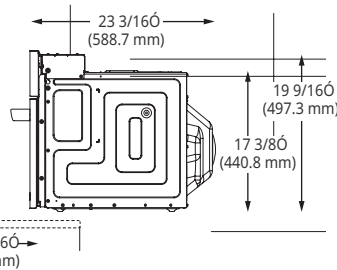
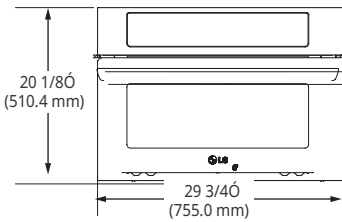
UPC CODE

MZBZ1727X	195174132159
-----------	--------------

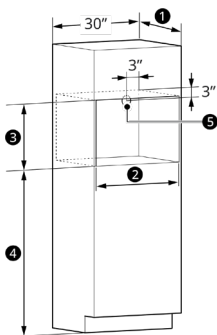
DIMENSION / CLEARANCES



Be sure to read the following safety instructions. Read the entire manual before you begin. The model name, serial number, and cooking guide **1** are located on the oven front.

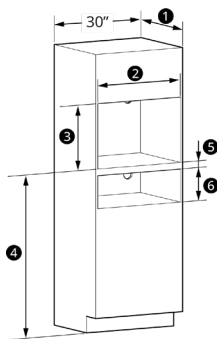


Single Speed Microwave Oven Installation



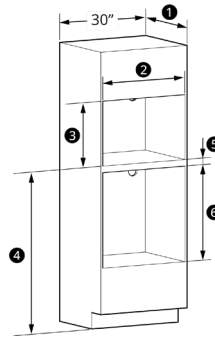
- 1** Cutout Depth 23 1/2" Min (596.9 mm)
- 2** Cutout Width 28 1/2" Min (723.9 mm)
28 5/8" Max (727.0 mm)
- 3** Cutout Height 19 11/16" Min (500.1 mm)
19 3/4" Max (501.7 mm)
- 4** Cutout Location from floor 36 3/4" Min (933.5 mm)
Recommended
- 5** Power Cord Hole

Installation over a Warming Drawer



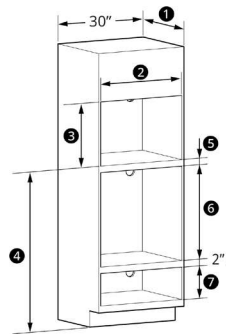
- 1** Cutout Depth 23 1/2" Min (596.9 mm)
- 2** Cutout Width 28 1/2" Min (723.9 mm)
28 5/8" Max (727.0 mm)
- 3** Cutout Height 19 11/16" Min (500.1 mm)
19 3/4" Max (501.7 mm)
- 4** Cutout Location from floor 36 3/4" Min (933.5 mm)
Recommended
- 5** 2" Min (3" Recommended)
- 6** Per warming drawer requirement

Installation over a Wall Oven



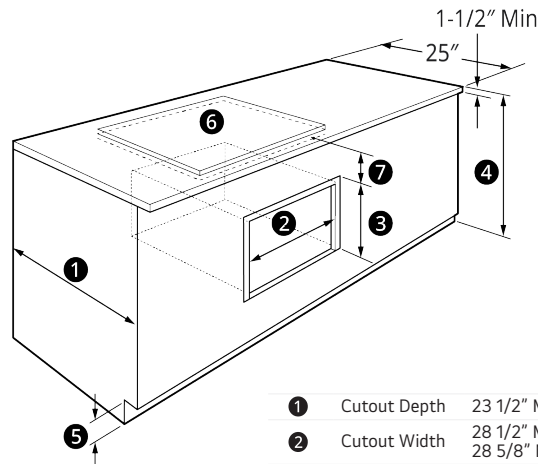
- 1** Cutout Depth 23 1/2" Min (596.9 mm)
- 2** Cutout Width 28 1/2" Min (723.9 mm)
28 5/8" Max (727.0 mm)
- 3** Cutout Height 19 11/16" Min (500.1 mm)
19 3/4" Max (501.7 mm)
- 4** Cutout Location from floor 45 1/4" Min (1149.4 mm)
Recommended
- 5** 2" Min (3" Recommended)
- 6** Per oven requirement

Installation over a Wall Oven and Warming Drawer



- 1** Cutout Depth 23 1/2" Min (596.9 mm)
- 2** Cutout Width 28 1/2" Min (723.9 mm)
28 5/8" Max (727.0 mm)
- 3** Cutout Height 19 11/16" Min (500.1 mm)
19 3/4" Max (501.7 mm)
- 4** Cutout Location from floor 45 1/4" Min (1149.4 mm)
Recommended
- 5** 2" Min (3" Recommended)
- 6** Per oven requirement
- 7** Per warming drawer requirement

Installation under a 30" or 36" Cooktop or Countertop



- 1** Cutout Depth 23 1/2" Min (596.9 mm)
- 2** Cutout Width 28 1/2" Min (723.9 mm)
28 5/8" Max (727.0 mm)
- 3** Cutout Height 19 11/16" Min (500.1 mm)
19 3/4" Max (501.7 mm)
- 4** Countertop Height 36"
- 5** High Toe Kick 4"
- 6** Cooktop
- 7** Cooktop height including depth of electrical box on some models. Refer to cooktop installation instructions. No minimum clearance required between cooktop and oven.

Note

• Additional clearances between the cutouts may be required. Check to be sure the oven supports above the warming drawer location do not obstruct the required interior depth and height. See warming drawer's installation instructions for details.