

# ME302YP

## 30-INCH DOUBLE BUILT-IN OVEN

MASTERPIECE® SERIES WITH PROFESSIONAL HANDLE



Home Connect

### FEATURES & BENEFITS

- WiFi smart appliance capabilities include personalized control, notifications & remote diagnostics via Home Connect® app
- Upper oven features 11 heating modes with 1 Full Access® telescopic rack and lower oven features 5 heating modes with two additional standard racks
- Convection multi-rack mode gives uniform baking results even when using all 3 racks simultaneously
- SoftClose® hinges prevent slamming and ensure ultra-smooth closing
- Self-clean mode cleans interior walls and rack supports in as little as 2 hours

### ACCESSORIES (INCLUDED)

Upper Cavity: 1 Telescopic and 2 Standard Oven Racks  
Lower Cavity: 2 Standard Oven Racks

### GENERAL PROPERTIES

#### Heating Modes – Upper Cavity

(11) Bake, Variable Broil (hi & low), Roast, Warm, Proof Dough, Convection Bake, Convection Broil, Convection Roast, Pizza, True Convection, Fast Preheat

#### Heating Modes – Lower Cavity

(5) Bake, Variable Broil (hi & low), Roast, Warm, Sabbath

Sabbath (Upper & Lower Cavity)	Yes
Cleaning Type (Upper & Lower Cavity)	Self Clean
Telescopic Rack	1 (Upper Cavity)
Standard Racks	4 (2 Upper & 2 Lower Cavity)
Interior Lights	Upper Cavity Lower Cavity
	2 (Halogen) 2 (Halogen)
Home Connect® (Wi-Fi Enabled)	Yes

### OVEN PERFORMANCE

Bake / Broil Element (Upper & Lower Cavity)	2,400 W (4 passes) / 3,800 W (12 passes)
Convection Element (Upper Cavity Only)	2,200 W

### TECHNICAL DETAILS

Watts (240 / 208 V)	8,500 / 6,500 W
Circuit Breaker	40 Amp
Volts	240 / 208 V
Frequency	60 Hz
Plug Type	Fixed Connection, No Plug
Conduit	60" 4-Wire
Energy Source	Electric

### DIMENSIONS & WEIGHT

Overall Appliance Dimensions (HxWxD)	52 1/16" x 29 3/4" x 24 1/2"
Trim Overlaps (Top – Sides – Bottom)	3/8" to 2" – 9/16" – 0"
Required Cutout Size (HxWxD) – Standard	49 3/4" – 51 1/2" x 28 1/2" x 23 1/2"
Required Cutout Size (HxWxD) – Flush	52 3/16" x 30" x 24 1/2"
Oven Cavity Size	Upper Cavity Lower Cavity
	4.6 cu. ft. 4.6 cu. ft.
Overall Oven Interior Dimensions (HxWxD)	17 13/16" x 24 1/8" x 17 13/16"
Usable Oven Interior Dimensions (HxWxD)	12 5/16" x 23 1/4" x 15 1/4"
Net Weight	296 lbs

### WARRANTY

Limited Warranty Parts and Labor	2 Year
----------------------------------	--------

# ME302YP

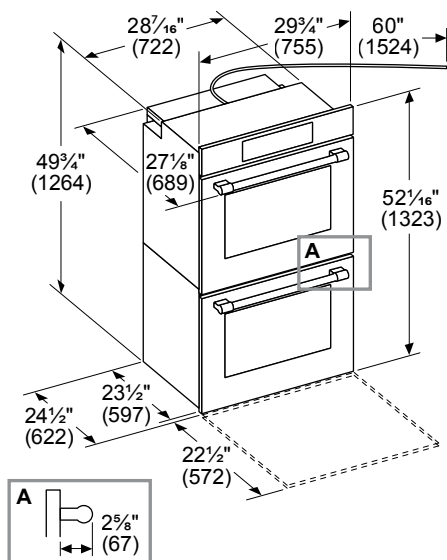
## 30-INCH DOUBLE BUILT-IN OVEN

MASTERPIECE® SERIES WITH PROFESSIONAL HANDLE

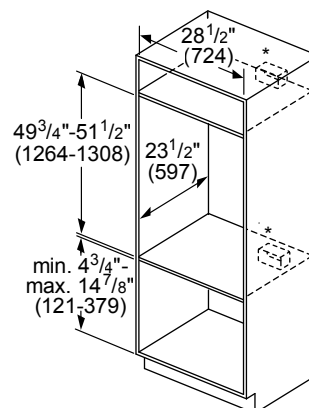


### 30-INCH DOUBLE OVEN

measurements in inches (mm)  
30" double oven appliance dimensions

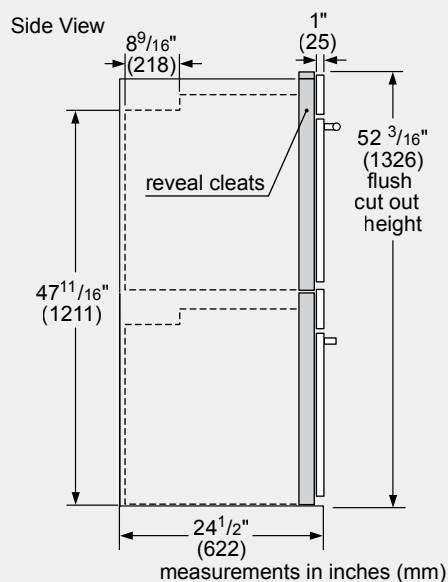
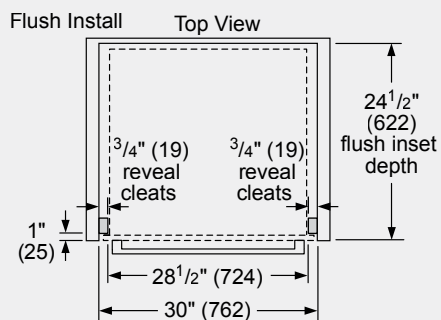


### Double Oven Wall Mount Installation



\* Junction box may be installed above, below, or to the left or right of the unit within range of the power conduit.

measurements in inches (mm)



# ME302YP

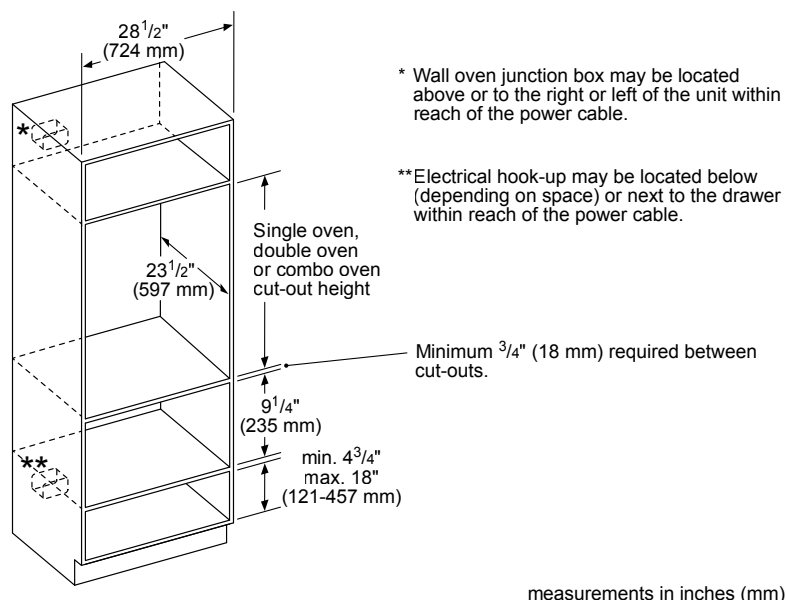
## 30-INCH DOUBLE BUILT-IN OVEN

MASTERPIECE® SERIES WITH PROFESSIONAL HANDLE

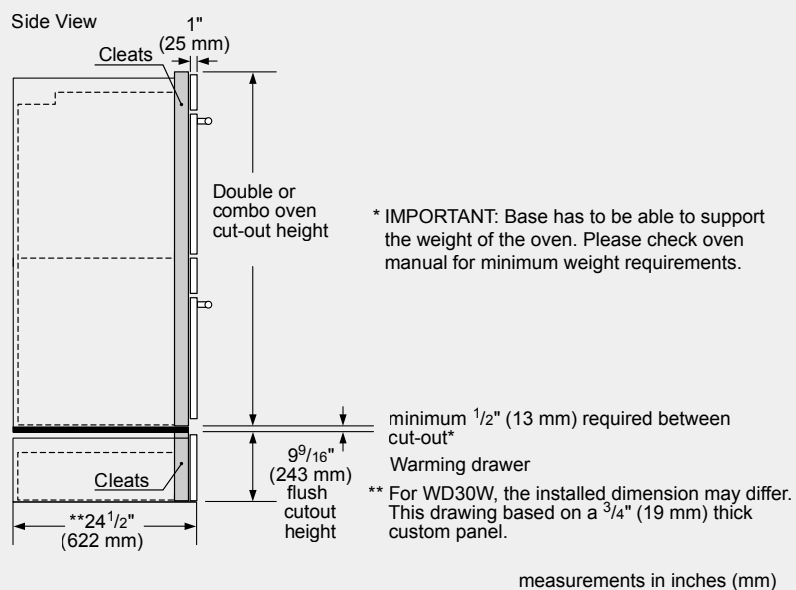


### INSTALLATION DETAILS

Standard installation  
Single oven, double oven or combo oven over warming or storage drawer



Flush installation  
Double or combo oven over storage or warming drawer



These warranties give you specific legal rights and you may have other rights that vary from state to state. Limited warranty from date of installation. For complete warranty details, refer to your Use & Care manual, or ask your dealer.

Specifications are for planning purposes only. Refer to installation instructions and consult your countertop supplier prior to making counter opening. Consult with a heating and ventilation engineer for your specific ventilation requirements. For the most detailed information, refer to installation instructions accompanying product or write to Thermador indicating the model number. Specifications are correct at time of printing. Thermador reserves the right to change product specifications or design without notice. Some models are certified for use in Canada. Thermador is not responsible for products that are transported from the U.S. for use in Canada.