

DET3050WR



FEATURES

- Offers any-occasion-86-bottle capacity
- Easily customize settings with the tap of a finger via the conveniently accessible touch control panel
- Store reds and whites in separate temperature zones that keep wines at proper serving temperatures, within one degree of setpoint
- Full-extension wine racks provide easy access to standard-size bottles, half bottles, and magnums without agitating others
- UV-resistant glass door shields wine from harmful light
- Refrigerator drawers create an additional temperature zone
- Inventory tile system aids collection organization
- Use our convenient Owner's App to remotely control temperature zones, be notified of a door left ajar, or receive remote diagnostics
- Sub-Zero offers an industry-leading full two-year warranty on appliances, along with a full five-year sealed system warranty
- Accepts custom panels for an integrated look within cabinetry or stainless-steel accessory panels and handles to match other Sub-Zero, Wolf, and Cove products*

ACCESSORIES

- 30" Bulk Storage Drawer
- Dessert Wine Rack
- Door Lock Kit
- Reduced Toekick Divider
- Stainless Steel Side Panel
- Wine Inventory Tiles
- Wine Inventory Tiles - Writable
- Dual Installation Kits
- Solid Panel Ready Door
- Stainless Steel Dual Installation Kickplates
- Stainless Steel Door and Drawer Panels with Pro Handle
- Stainless Steel Door and Drawer Panels with Tubular Handle
- Stainless Steel Pro and Tubular Handles

Accessories are available through an authorized dealer.
For local dealer information, visit subzero-wolf.com/locator.



HANDLE ACCESSORIES

PRO



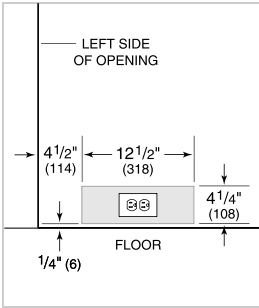
TUBULAR



PRODUCT SPECIFICATIONS

Model	DET3050WR
Dimensions	30"W x 84"H x 24"D
Weight	490 lbs
Electrical Supply	115 VAC, 60 Hz
Electrical Service	15 amp dedicated circuit
Wine Storage Capacity	86 Bottles
Drawer Capacity	5.2 cu. ft.

ELECTRICAL




NOTE: The electrical outlet must be positioned with the grounding prong to the right of the thinner blades.

PANEL SPECIFICATIONS For complete panels specifications including width/height, weight requirements and thickness requirements visit subzero-wolf.com/reveal.

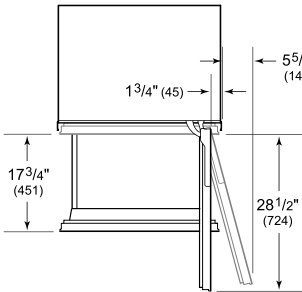
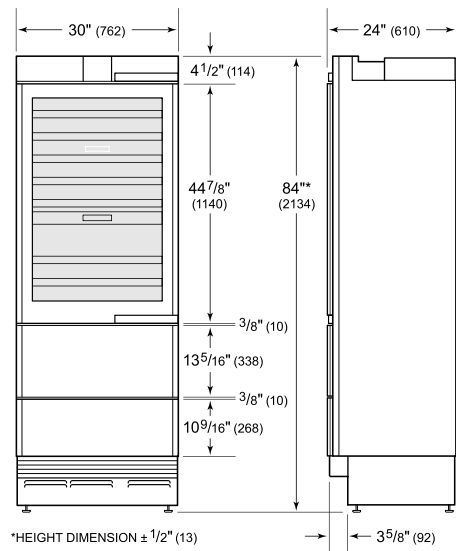
NOTE: Dimensions in parenthesis are in millimeters unless otherwise specified

INTERIOR VIEW

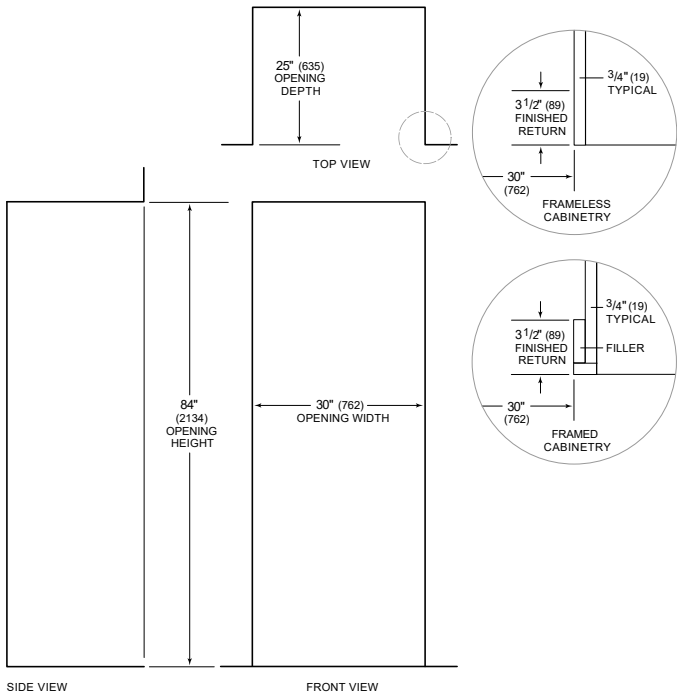


This illustration is intended for interior reference only and may not represent the exterior of the model being specified.

DIMENSIONS



STANDARD INSTALLATION



NOTE: 3 1/2" (89) finished returns will be visible and should be finished to match cabinetry