

CL3650UID/O



FEATURES

- Legacy product image shown; actual product varies slightly.
- Split Climate™ intelligent cooling system revolutionizes Sub-Zero's already-superior preservation capabilities, keeping food even fresher for longer
- ClearSight™ LED lighting system fully illuminates the interior and reduces shadows
- Sleek stainless accents trim the interior, matching the sophistication of the exterior
- Touch control panel is conveniently located for easy access at the tap of a finger
- Night Mode optimizes the interior lighting based on the detected ambient light, reducing the brightness by 90% in dim environments
- Delivers fresh, filtered water through an internal dispenser located discreetly within the refrigerator
- Lift the base of the flip-up dairy compartment to store taller items on the shelf below
- The base of the expandable freezer basket conveniently slides out of the way, offering customizable storage for taller items below
- Wi-Fi enabled for convenient remote access using the Sub-Zero Group Owner's App
- Sub-Zero offers an industry-leading full two-year warranty on appliances, along with a full five-year sealed system warranty


ACCESSORIES

- Egg Container
- Grille Frame - 84"
- Stainless Steel Flush Inset Grille Panel
- Stainless Steel Side Panel
- Water Filter
- Dual Installation Kits
- Custom Front and Side Panel Mounting Kits
- Stainless Steel Flush Inset Door and Drawer Panels with Pro Handle
- Stainless Steel Flush Inset Door and Drawer Panels with Tubular Handle
- Classic Stainless Steel Pro Louvered Grilles
- Stainless Steel Pro and Tubular Handles
- Stainless Steel Kickplate

Accessories are available through an authorized dealer.  
For local dealer information, visit [subzero-wolf.com/locator](https://subzero-wolf.com/locator).



HANDLE ACCESSORIES



PRODUCT DETAILS

REFRIGERATOR

- 4 glass refrigerator shelves (3 adjustable; 1 stationary)
- 2 crisper drawers with removable dividers
- 3 refrigerator door bins (2 adjustable; 1 stationary)
- 1 flip-up dairy compartment
- Air purification system
- Internal water dispenser
- LED refrigerator and freezer lights

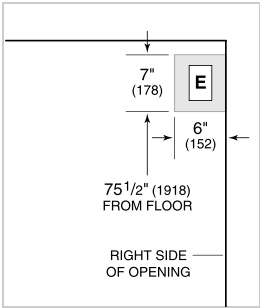
FREEZER

- Full-extension drawer
- Water filtration system
- Automatic ice maker with removable ice container

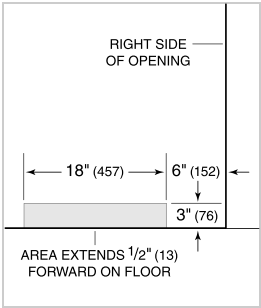
PRODUCT SPECIFICATIONS

Model	CL3650UID/O
Dimensions	36"W x 84"H x 24"D
Refrigerator Capacity	15.5 cu. ft.
Freezer Capacity	5.2 cu. ft.
Weight	552 lbs
Electrical Supply	115 VAC, 60 Hz
Electrical Service	15 amp dedicated circuit
Plumbing Supply	1/4" OD copper, braided stainless steel or PEX tubing
Plumbing Pressure	35–120 psi
Receptacle	3-prong grounding-type

ELECTRICAL



PLUMBING



**PANEL SPECIFICATIONS** For complete panels specifications including width/height, weight requirements, thickness requirements and offset details visit [subzero-wolf.com/builtinconfigurator](http://subzero-wolf.com/builtinconfigurator).

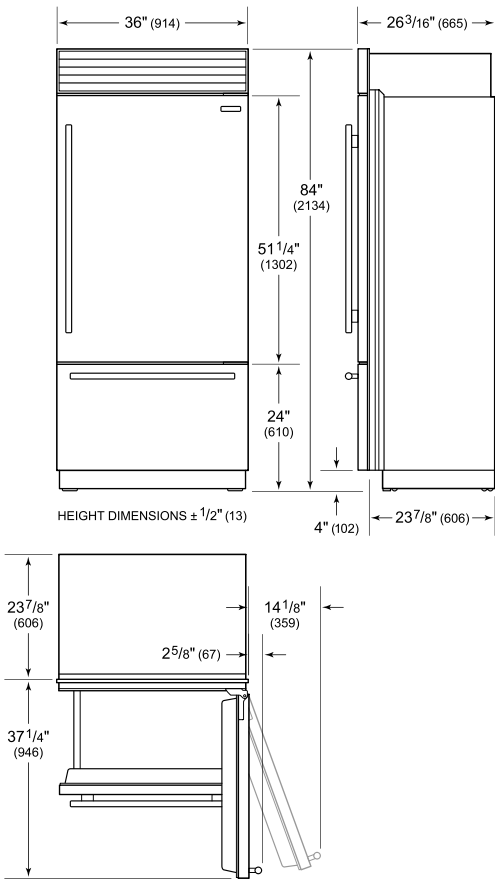
**NOTE:** Dimensions in parenthesis are in millimeters unless otherwise specified

INTERIOR VIEW

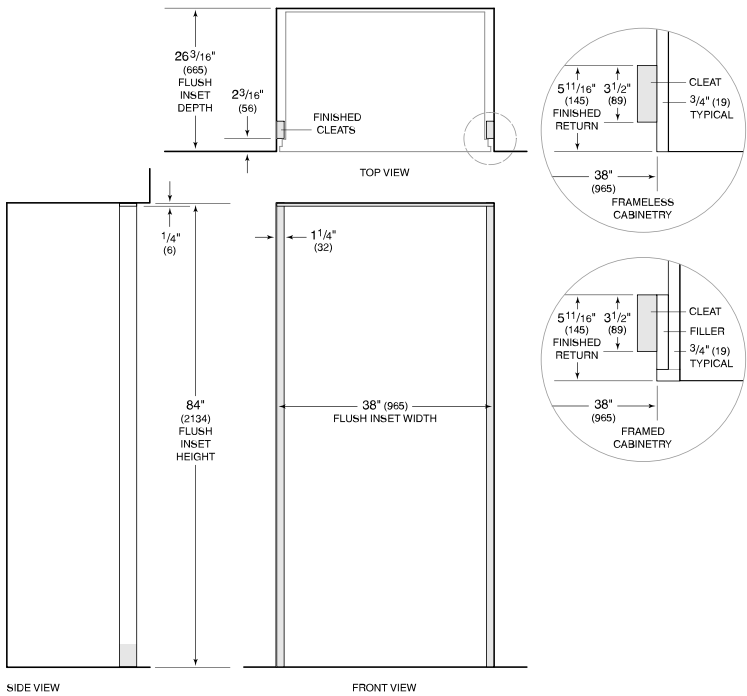


This illustration is intended for interior reference only and may not represent the exterior of the model being specified.

DIMENSIONS



FLUSH INSET INSTALLATION



**NOTE:** 3 1/2 inch (89 mm) finished returns and shaded areas will be visible and should be finished to match cabinetry. Shaded line represents profile of unit with 3/4 inch (19 mm) panel.