

FISHER & PAYKEL

DATA SHEET 24" Oven

Model no:

OB24SDPTX1

(refer page 2 for metric measurements)

Product Dimensions	in
Ⓐ Overall height of oven	23 9/16"
Ⓑ Overall width of oven	23 7/16"
Ⓒ Depth of front frame (excludes handle and front stainless trim)	13/16"
Ⓓ Depth of oven chassis and front frame (excludes handle and front stainless trim)	22 1/4"
Ⓔ Depth of chassis	21 7/16"
Ⓕ Height of chassis	22 5/8"
Ⓖ Width of chassis	21 7/8"
Ⓗ Height from bottom datum to top of oven door	19 1/8"
Ⓘ Height of stainless steel cap on oven door	4 1/4"
Ⓢ Height from bottom datum to bottom of door	3/8"
Ⓚ Height of control panel	3 15/16"
Ⓛ Height of stainless steel cap on control panel	13/16"
Ⓜ Height from bottom datum to centerline of handle	18 1/4"
Ⓝ Width of handle	22 1/4"
Ⓞ Depth of handle (measured from front of door)	1 5/8"
Ⓟ Thickness of handle	5/8"
Ⓡ Depth of door (open) (measured from front of door)	18 1/8"

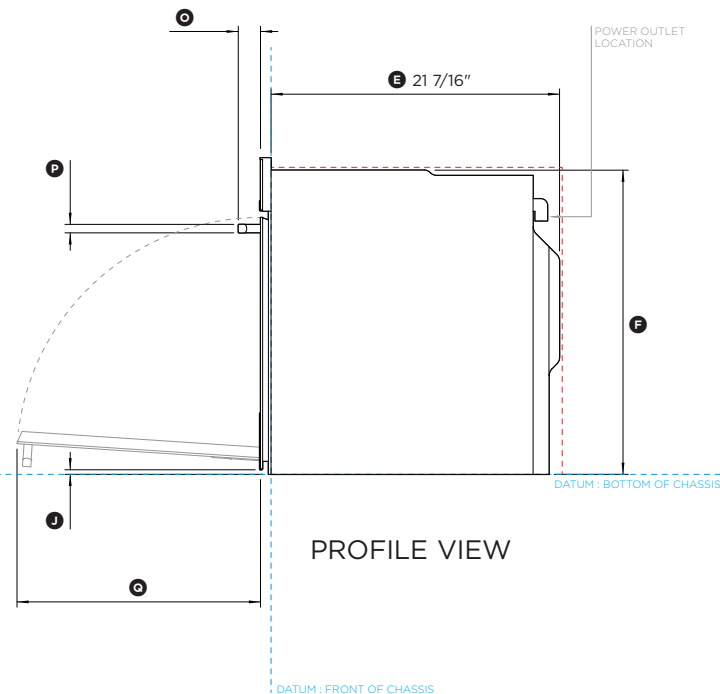
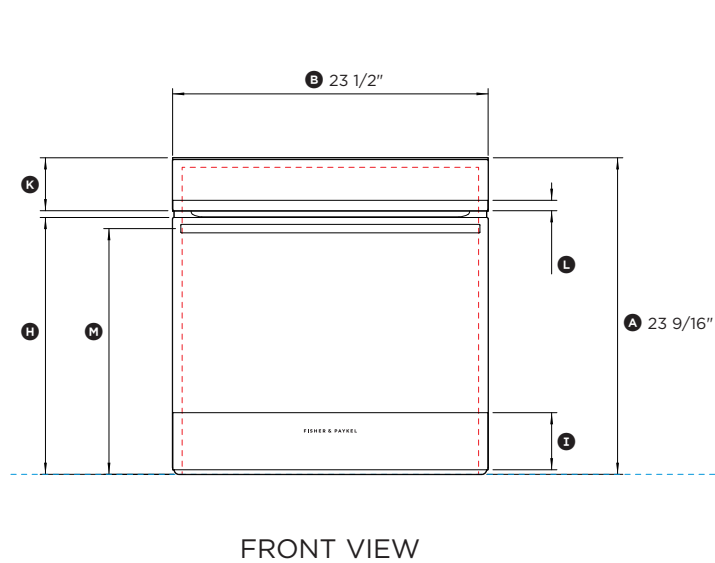
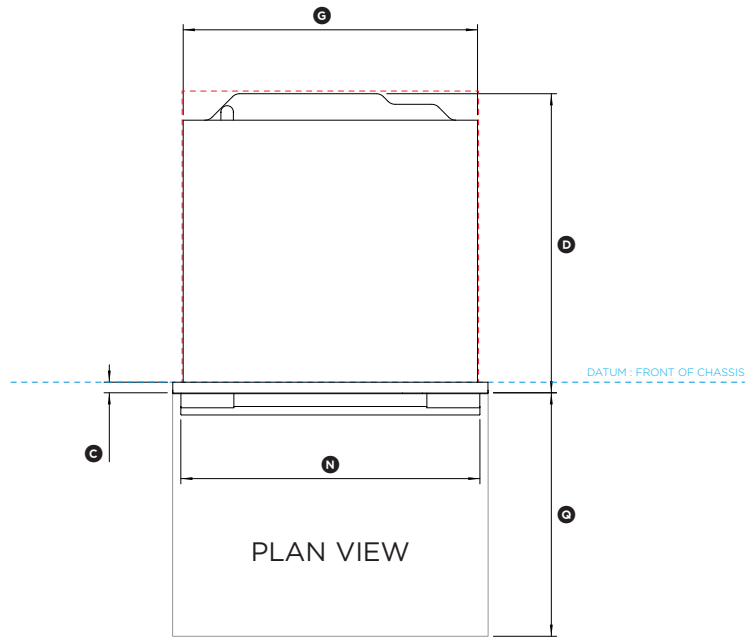
Minimum Clearances	in
Minimum inside height of cavity	22 7/8"
Minimum inside width of cavity	22 1/16"
Minimum inside depth of cavity	21 11/16"

IMPORTANT NOTE: For full installation and clearance details please refer to our installation manual.

INDICATES PRODUCT DATUM -----
INDICATES CABINETY CLEARANCES -----

DATE: **01.11.2019**

IMPORTANT NOTE: Throughout this guide, dimensions may vary by $\pm 2\text{mm}$ (1/16"). Please read the installation manual for detailed information on installing the product. For full installation instructions & specifications visit fisherpaykel.com



FISHER & PAYKEL

DATA SHEET 24" Oven

Model no:

OB24SDPTX1

(refer page 1 for imperial measurements)

Product Dimensions	mm
Ⓐ Overall height of oven	598
Ⓑ Overall width of oven	596
Ⓒ Depth of front frame (excludes handle and front stainless trim)	20
Ⓓ Depth of oven chassis and front frame (excludes handle and front stainless trim)	565
Ⓔ Depth of chassis	545
Ⓕ Height of chassis	575
Ⓖ Width of chassis	556
Ⓜ Height from bottom datum to top of oven door	485
Ⓢ Height of stainless steel cap on oven door	108
Ⓣ Height from bottom datum to bottom of door	9
Ⓥ Height of control panel	100
Ⓦ Height of stainless steel cap on control panel	20
Ⓧ Height from bottom datum to centerline of handle	464
Ⓨ Width of handle	565
Ⓩ Depth of handle (measured from front of door)	42
Ⓟ Thickness of handle	16
Ⓡ Depth of door (open) (measured from front of door)	460

Minimum Clearances	mm
Minimum inside height of cavity	580
Minimum inside width of cavity	560
Minimum inside depth of cavity	550

IMPORTANT NOTE: For full installation and clearance details please refer to our installation manual.

INDICATES PRODUCT DATUM -----
INDICATES CABINETRY CLEARANCES -----

DATE: **01.11.2019**

IMPORTANT NOTE: Throughout this guide, dimensions may vary by $\pm 2\text{mm}$ (1/16"). Please read the installation manual for detailed information on installing the product. For full installation instructions & specifications visit fisherpaykel.com

