

VCI6B30ZS

30-INCH CUSTOM INSERT

MASTERPIECE® SERIES



FEATURES & BENEFITS

- Suitable for standard cabinet depth applications
- Four fan speeds
- Built-in 'clean filter' reminder light illuminates after 40 hours of operation
- Auto mode allows the hood to adjust its speed according to the cooking style
- Delayed shut-off tackles lingering odors for up to 10 minutes
- Powerfully quiet® ventilation systems
- Equipped with the Thermador Connected Experience by Home Connect®

ACCESSORIES (OPTIONAL)

Recirculation Kit & Replacement Charcoal Filter

CHFVCI30ZS - For VCI3B30ZS and VCI6B30ZS Masterpiece® Custom Inserts only

Remote Control Panel

REMCPU - Ability to vertically install on cabinetry or wall to control hood in a convenient location



Installed in framed cabinets

GENERAL PROPERTIES

Operating Mode	Ducted or Recirculating
Maximum CFM (Blower)	600 CFM
Motor Location	Integrated Motor
Number of Speed Settings	4-Stage
Number of Lights	2
Bulb Type	LED
Light Lumens	100 – 150
Light Color	3500 – 4000 K
Total Power of the Lamps	6 W
Damper Included	Yes
Grease Filter Material	Dishwasher Safe Aluminum
Grease Filter Type	Perimetric
Home Connect® (Wi-Fi Enabled)	Yes

TECHNICAL DETAILS

Watts	338 W
Current	2.4 A
Volts	120 V
Frequency	60 Hz
Plug Type	Hardwire
Power Cord / Conduit Length	N/A

DIMENSIONS & WEIGHT

Overall Appliance Dimensions (Width of Canopy Included) (HxWxD) (in)	10 1/2" x 26 1/2" x 10 5/8"
Minimum Distance Above Gas / Electric Cooking Surface	24" Electric / 30" Gas
Diameter of Air Duct (Top)	8"
Net Weight	24 lbs.

WARRANTY

Limited Warranty Parts and Labor	2 Years
----------------------------------	---------



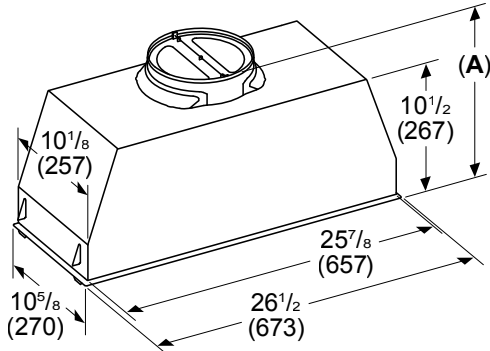
Installed in frameless cabinets

VCI6B30ZS
30-INCH CUSTOM INSERT
 MASTERPIECE® SERIES



HOOD DIMENSIONS

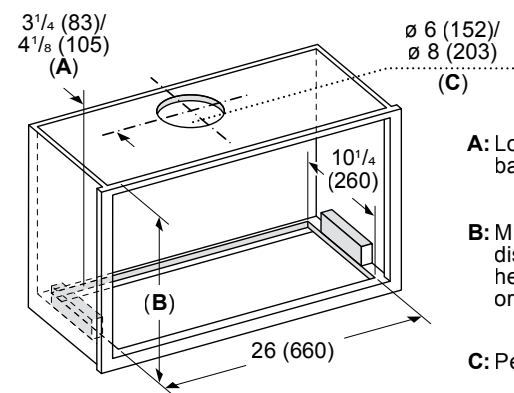
Measurements in inches (mm)



- A:** Total height
- With 6" duct transition = 12³/₄" (324 mm)
 - With 8" duct transition = 12⁵/₈" (321 mm)

CUTOUT FOR INSERT

Measurements in inches (mm)



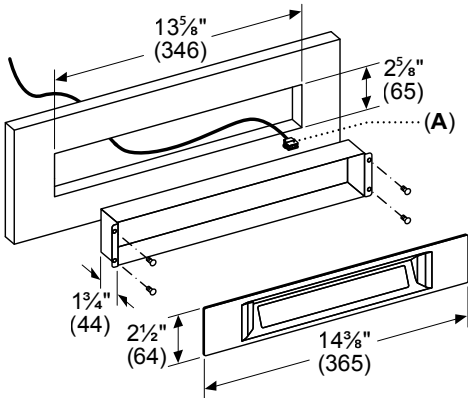
- A:** Location of duct opening (from back inside edge of cabinet)
- B:** Min. height for vertical discharge = 15" (381 mm), min. height for horizontal discharge or recirculation = 27" (686 mm)
- C:** Pending model/blower size

OPTIONAL ACCESSORIES

REMOTE CONTROL PANEL
 REMCPW



Convenience at your fingertips: The remote control accessory offers the freedom to extend your hood controls to a more reachable spot



- A:** DBus Cable length: 30 feet (9180 mm)
- measurements in inches (mm)

HVI PERFORMANCE VALUES

Exhaust	Duct Size	Pressure (in. H ₂ O)		Power (W)		CFM		Sones	
		High Speed	Working Speed	High Speed	Working Speed	High Speed	Working Speed	High Speed	Working Speed
Vertical	8 in.	0.1	0.01	345	79.4	520	170	10.5	0.8
Vertical	8 in.	0.25	—	—	—	500	—	—	—

These warranties give you specific legal rights and you may have other rights that vary from state to state. Limited warranty from date of delivery. For complete warranty details, refer to your Use & Care manual, or ask your dealer.

Specifications are for planning purposes only. Refer to installation instructions and consult your countertop supplier prior to making counter opening. Consult with a heating and ventilation engineer for your specific ventilation requirements. For the most detailed information, refer to installation instructions accompanying product or write to Thermador indicating the model number. Specifications are correct at time of printing. Thermador reserves the right to change product specifications or design without notice. Some models are certified for use in Canada. Thermador is not responsible for products that are transported from the U.S. for use in Canada.