

CL4850SID/S



FEATURES

Legacy product image shown; actual product varies slightly.

Split Climate™ intelligent cooling system revolutionizes Sub-Zero's already-superior preservation capabilities, keeping food even fresher for longer

ClearSight™ LED lighting system fully illuminates the interior and reduces shadows

Sleek stainless accents trim the interior, matching the sophistication of the exterior

Touch control panel is conveniently located for easy access at the tap of a finger

Night Mode optimizes the interior lighting based on the detected ambient light, reducing the brightness by 90% in dim environments

Lift the base of the flip-up dairy compartment to store taller items on the shelf below

Delivers fresh, filtered water and ice through an internal dispenser located discreetly within the refrigerator

Activate Max Ice Mode to temporarily increase ice production

Wi-Fi enabled for convenient remote access using the Sub-Zero Group Owner's App

Stainless-steel exterior and tubular or pro handles to match other Sub-Zero, Wolf, and Cove products

Sub-Zero offers an industry-leading full two-year warranty on appliances, along with a full five-year sealed system warranty

ACCESSORIES

90° Door Stop

Egg Container

Grille Frame - 84"

Stainless Steel Pro Louvered Grille - 84"


Water Filter

Stainless Steel Kickplate

Accessories are available through an authorized dealer.  
For local dealer information, visit [subzero-wolf.com/locator](https://subzero-wolf.com/locator).



HANDLE OPTIONS



PRODUCT DETAILS

REFRIGERATOR

- 5 glass refrigerator shelves (4 adjustable; 1 stationary)
- 4 crisper drawers with removable dividers
- 5 refrigerator door bins (3 adjustable; 2 stationary)
- 1 flip-up dairy compartment
- Air purification system
- Internal ice and water dispenser
- LED refrigerator and freezer lights

FREEZER

- 3 freezer shelves (2 adjustable; 1 stationary)
- 5 adjustable door bins
- 3 storage drawers
- Fold-up shelf
- Water filtration system

## DIMENSIONS

Technical drawings of the 48-inch wide refrigerator showing front and side views with dimensions.

**Front View Dimensions:**

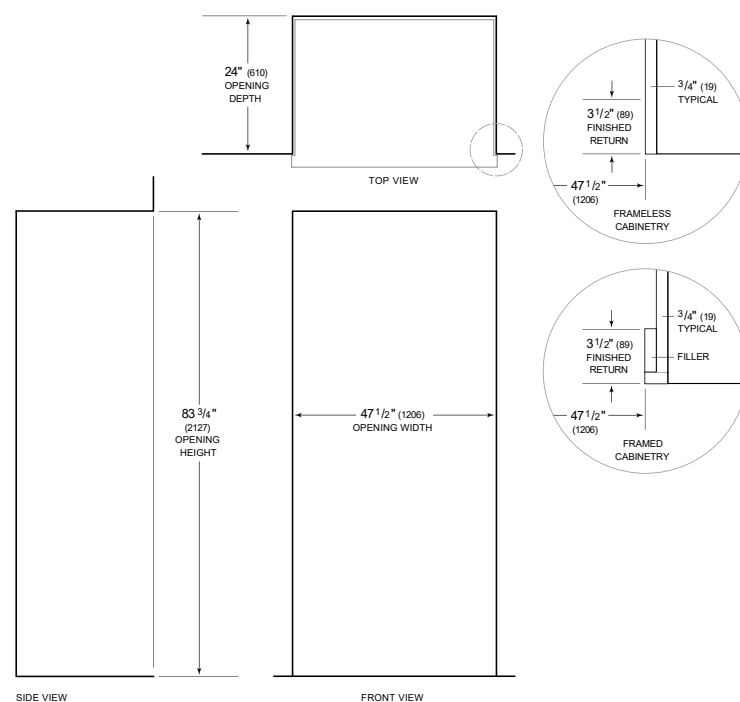
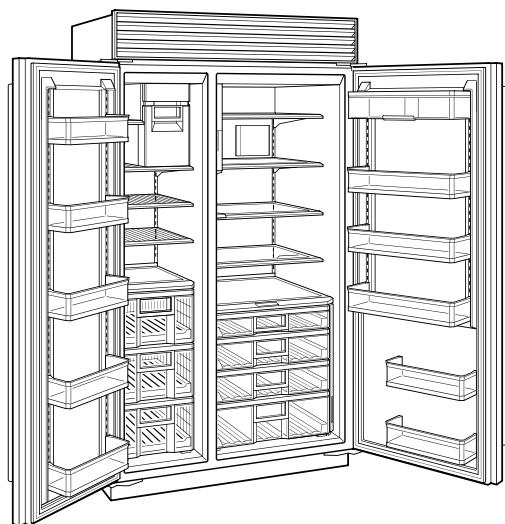
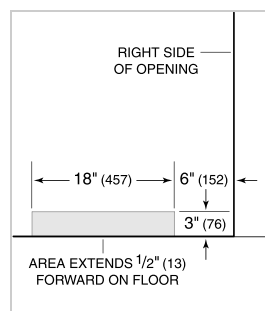
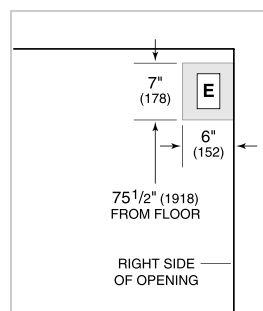
- Width: 48" (1219)
- Height (to top of door): 75 1/4" (1911)
- Height (to top of handle): 84" (2134)
- Height (to top of refrigerator): 237 7/8" (606)
- Height (to top of freezer): 30" (762)
- Height (to top of refrigerator): 237 7/8" (606)
- Height (to top of freezer): 30" (762)

**Side View Dimensions:**

- Depth: 26 3/16" (665)
- Height (to top of door): 75 1/4" (1911)
- Height (to top of handle): 84" (2134)
- Height (to top of refrigerator): 237 7/8" (606)
- Height (to top of freezer): 30" (762)

**Other Dimensions:**

- Height (to top of door): 75 1/4" (1911)
- Height (to top of handle): 84" (2134)
- Height (to top of refrigerator): 237 7/8" (606)
- Height (to top of freezer): 30" (762)



NOTE: 3 1/2" (89) finished returns will be visible and should be finished to match cabinetry  
Shaded line represents profile of unit