

EBS52PR1

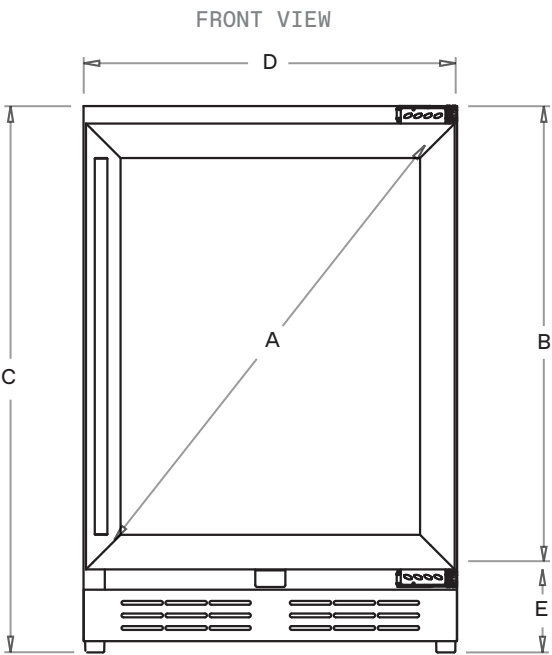
Specification sheet

Beverage & wine center | Panel Ready
Single door dual zone



Learn
more

MEASUREMENTS



* $\frac{3}{4}$ " (1.9cm) Adjustable Height

	EBS52PR1
A	31 $\frac{13}{16}$ " (78.7 cm)
B	29 $\frac{1}{16}$ " (73.8 cm)
C	34 $\frac{1}{4}$ " (87cm)
D	23 $\frac{7}{16}$ " (59.5 cm)
E	5 $\frac{3}{16}$ " (13.2cm)

Integrated model requires $\frac{3}{4}$ " custom door panel
(not supplied by Elica)

DESCRIPTION

A brilliant solution that meet all your needs, RISERVA - EBS52PR1 24", features two different cooling zones, adjustable to different temperatures to preserve a variety of beverages and wines to their optimum freshness. A Panel Ready Frame and is UV double-layered tempered Glass Door shields bottles from aging, while Elica's Perfect Climate technology (EPC) ensures a consistent air flow between bottles for optimum preservation.



FEATURES

- Open door alarm
- Articulated hinge
- High efficiency carbon filters
- Panel ready
- EPC technology
- Quiet operation
- Eco-mode



GENERAL PROPERTIES

Standard Width	24"
Model	EBS52PR1
Dimensions	23 7/16"W x 23 1/4"D x 34 1/4"H
Weight	128 lbs
Installation type	Built-In & free standing
Refrigeration type	R600a
Volume	4.8 cu ft(135L)
Sound level	39 dBA
Door finish	Panel ready + Tempered glass
Cabinet finish	Black
Interior finish	Black
Hinge design	Articulated hinge
Lighting	3 level white LED
Controls	Capacitive Touch Display with white numbers

COOLING ZONE 1 - BEVERAGES

Total Capacity	72 cans (12 oz cans)
Temperature Ranges	34 to 50°F
Shelving	2 Adjustable tempered slide out glass shelves

COOLING ZONE 2 - WINES

Total Capacity	14 Bottles of wine (25 oz)
Temperature Range	40° to 64°F
Shelving	1 full extension rack of beechwood with metal front

DOOR

Door handle	Tubular
Door tempered glass	Tinted dual pane, Low-e argon-filled
Reversible Door	Yes Field reversible door is shipped right-hand hinged

ELECTRICAL SPECIFICATIONS

Compressor Brand	Embraco
Min. Circuit Required	15 A
AC Power	110-120V / 60HZ
Amperage	0.95A
Plug type	B

OTHER FEATURES

Sabbath mode
Superior full extension racks
Premium beechwood wine racks
White LED lights with 3 level Kelvin shade adjustment
Anti Vibration Technology & Anti Damping system
Double panel tempered glass door, UV coated
Stylish look with tubular handle
Beverage Shelving made of Tempered Glass
Elica Perfect Climate technology

KITS

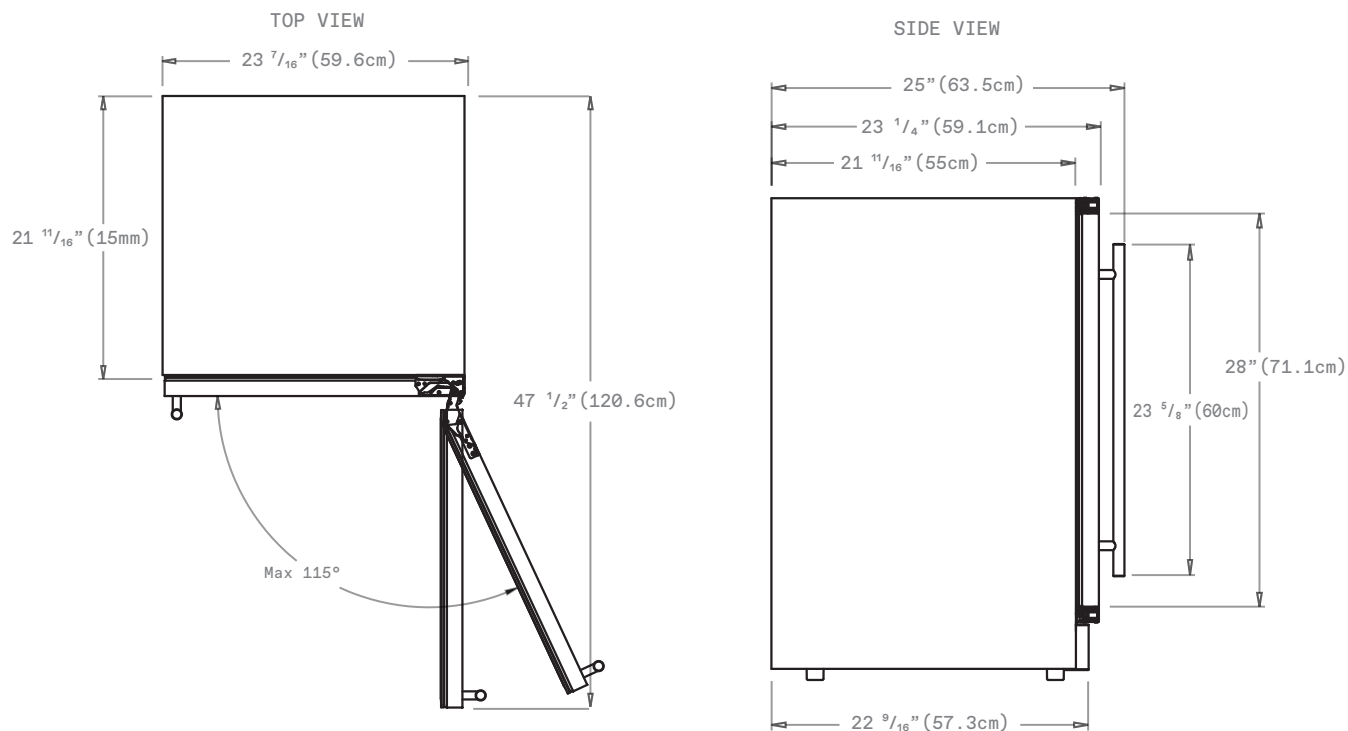
PRO handle	KIT0175505
Carbon filter replacement	L00114-1

WARRANTY:***

Two (2) Years Parts & In-Home Labor. Earn an additional One (1) Year of Parts & In-Home Labor by registering on elica.com

* The product images shown are for illustration purposes only and may not be an exact representation of the product.
 ** For valid warranty extension, register within 3 months from purchase. For USA & Canada Users Only.

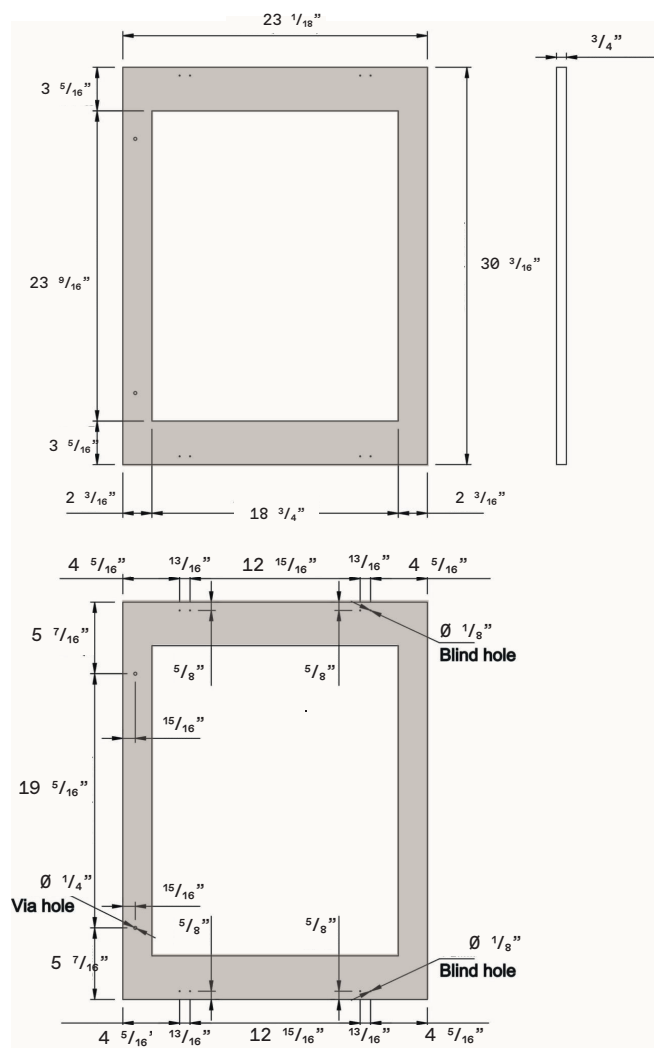
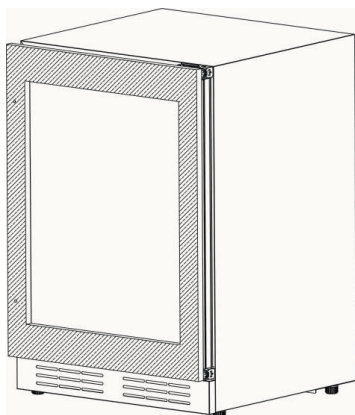
LINE DRAWINGS



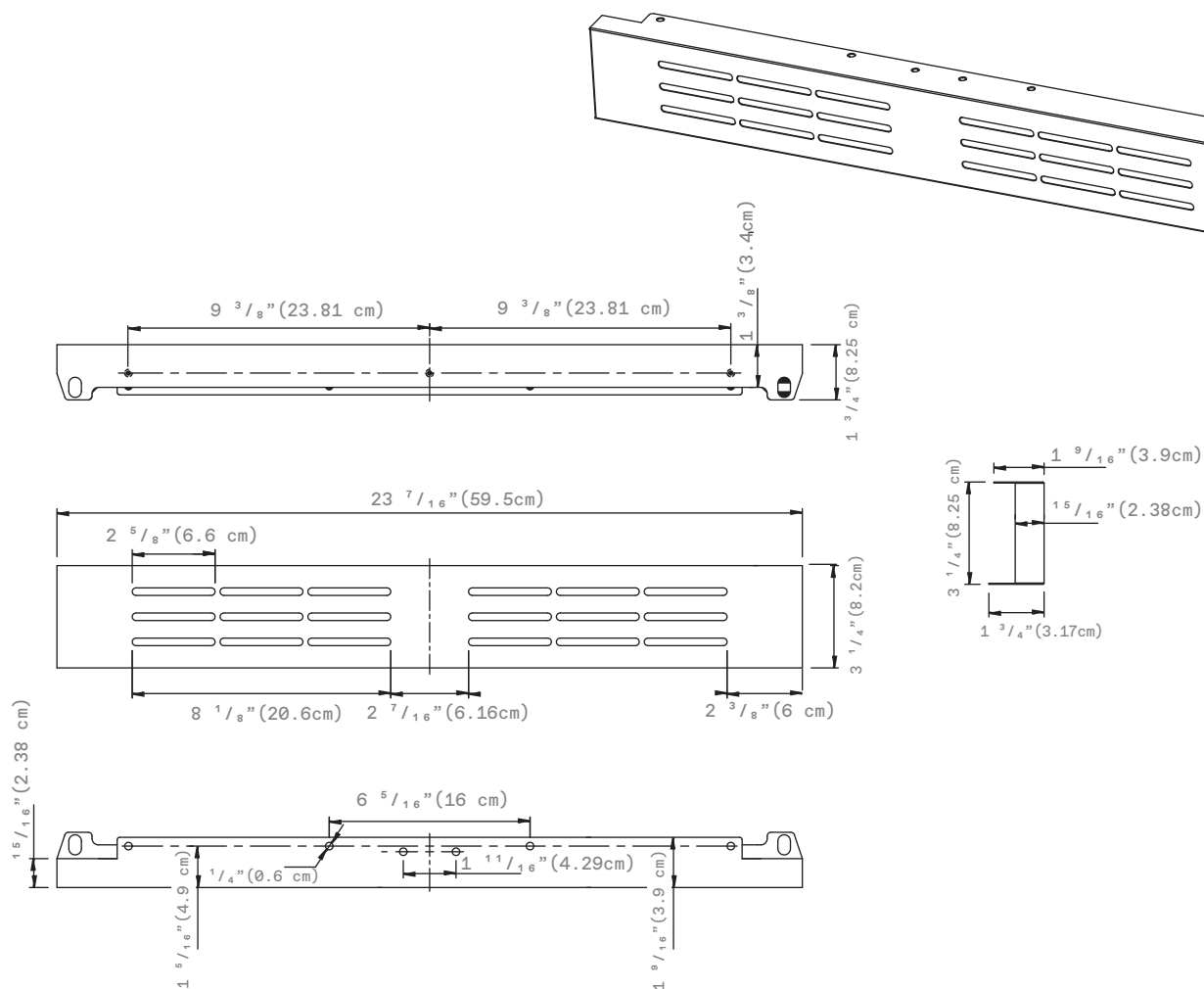
PANEL DIMENSIONS

Overlay Panel Dimension:

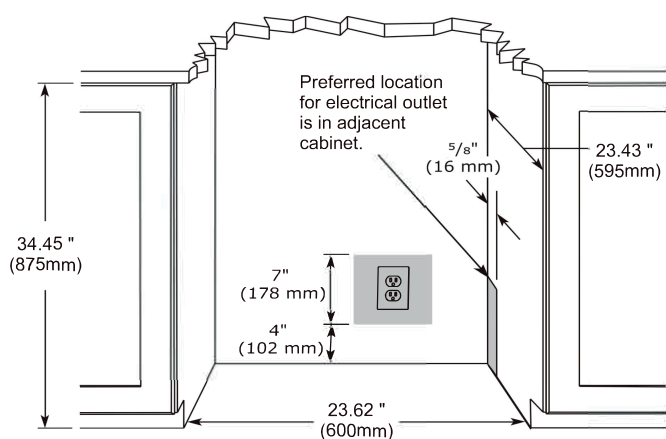
Door Panel Width	$23 \frac{1}{16}''$
Door Panel Height	$30 \frac{3}{16}''$
Door Panel Depth	$\frac{3}{4}''$ max
Door Panel Weight	10 lbs max
Viewable Area Width	$18 \frac{3}{4}''$
Viewable Area Height	$23 \frac{9}{16}''$



LINE DRAWINGS



LINE DRAWINGS



POWER CORD

