

PRO4850



FEATURES

- Sub-Zero refrigerators come with an air purification system (based on technology developed by NASA) that scrubs the air of ethylene and odor every 20 minutes.
- Install directly within surrounding cabinetry for built-in, or add accessory panels for freestanding
- Makes an iconic stainless-steel statement, inside and out
- Dual refrigeration technology preserves refrigerated foods with cool, moist air and frozen foods with frigid, dry air
- Easy access to food with full-extension slide-out glass shelf with adjustable gates
- Locks in temperature and humidity with soft-close door hinge and magnetic seal on doors and drawers
- Controls temperature within one degree of setpoint via intuitive exterior touch control panel
- Automatic ice maker with advanced water filtration system
- Control brightness with soft-on LED lighting that fully illuminates the cavity, making food more visible

ACCESSORIES

- 90° Door Stop
- Air Purification Cartridge
- Drawer Divider Set
- Egg Container
- Slide-Out Shelf Gates (2)
- Stainless Steel Kickplates
- Stainless Steel Side Panel
- Stainless Steel Slide-Out Bin
- Stainless Steel Top Panel
- Water Filter

Accessories are available through an authorized dealer.
For local dealer information, visit subzero-wolf.com/locator.



PRODUCT DETAILS

REFRIGERATOR

- LED refrigerator and freezer lights
- 4 glass refrigerator shelves (3 adjustable; 1 full-extension slide-out)
- 1 high-humidity crisper drawer with adjustable dividers
- 1 refrigerator storage drawer
- 2 stainless-steel slide-out bins
- Air purification system

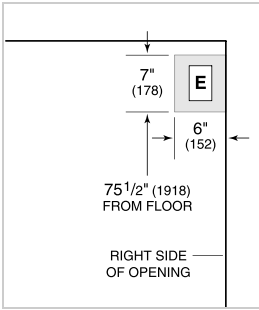
FREEZER

- 2 full-extension roll-out freezer drawers
- 3 stainless-steel adjustable freezer shelves
- Automatic ice maker with removable ice container

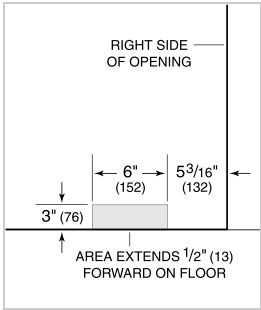
PRODUCT SPECIFICATIONS

Model	PRO4850
Dimensions	48"W x 84"H x 24"D
Refrigerator Capacity	18.7 cu. ft.
Freezer Capacity	11.7 cu. ft.
Weight	846 lbs
Electrical Supply	115 VAC, 60 Hz
Electrical Service	15 amp dedicated circuit
Plumbing Supply	1/4" OD copper, braided stainless steel or PEX tubing
Plumbing Pressure	35 - 120 psi
Receptacle	3-prong grounding-type

ELECTRICAL




PLUMBING



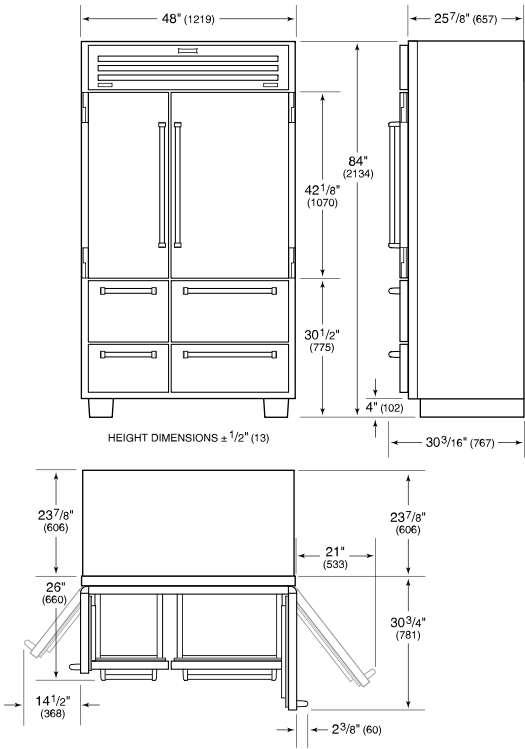
NOTE: Dimensions in parenthesis are in millimeters unless otherwise specified

INTERIOR VIEW

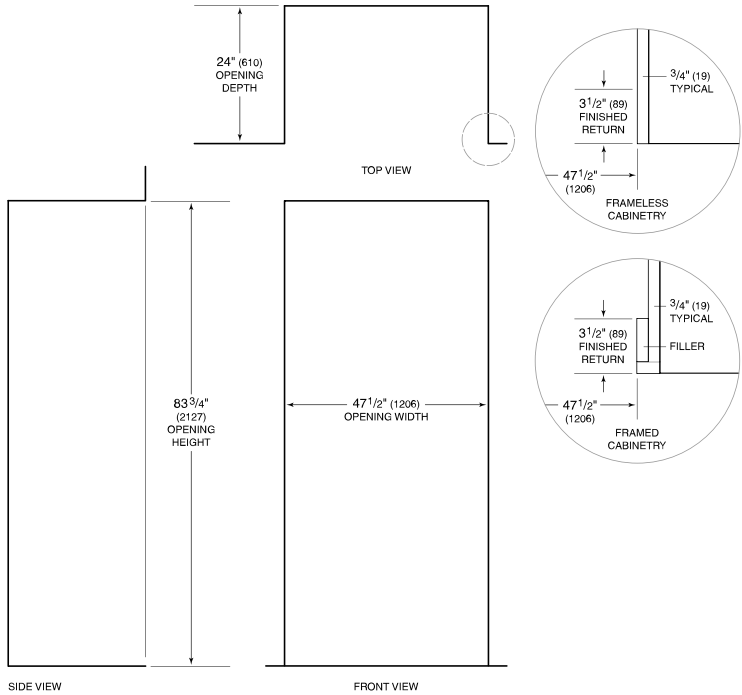


This illustration is intended for interior reference only and may not represent the exterior of the model being specified.

DIMENSIONS



STANDARD INSTALLATION



NOTE: 3 1/2 inch (89 mm) finished returns will be visible and should be finished to match cabinetry.