

INDUCTION RANGE, 48", 6 ZONES

PLANNING GUIDE

RIV3-486

FISHER & PAYKEL

This comprehensive Planning Guide provides you with the framework and tools to achieve your desired design outcome with Fisher & Paykel appliances. In this guide, you will find a range of conceptual, detailed, and dimensional product information to bring your ideas to life and create spaces that truly reflect your vision.

CONTENTS

CONCEPT DESIGN	PAGE	DEVELOPED AND DETAILED DESIGN	PAGE
Specification Guide	3	Data Sheets	6
Induction Range 48"	4	Induction Range 48"	7
		Range High Backguard 48"	10
		Range Low Backguard 48"	11

SPECIFICATION GUIDE



OVERVIEW

With a spacious six-zone induction cooktop, including two SmartZones for the flexibility to cook with a large pan or griddle. Two independently-controlled convection ovens have a combined total capacity of 6.9 cu ft, and are guided by an intuitive touchscreen.

PRODUCTS

RIV3-486
Induction Range, 48"
6 Zones with SmartZone, Self-cleaning

BGRV2-3048
48" Range High Backguard
(Non combustible situation) Optional Accessory

BGRV2-1248
48" Range Low Backguard
(Non combustible situation) Optional Accessory

SERIES & STYLE

Series 11
Professional

FEATURES

- ① Induction cooktop with six cook zones including two SmartZones
- ② Stainless Steel
- ③ Intuitive touchscreen with guided cooking
- ④ 4.8 cu ft total capacity main convection oven and 2.1 cu ft capacity second convection oven
- ⑤ Perfect results from 15 oven functions
- ⑥ Halo illuminated dials
- ⑦ Automatic cooking functions with food probe
- ⑧ Pyrolytic self cleaning oven with self-clean proof side racks
- ⑨ Full extension telescopic racks

ACCESSORIES

- ① Food probe
- ② Broil Pan
- ③ Broil rack
- ④ Full-extension telescopic racks

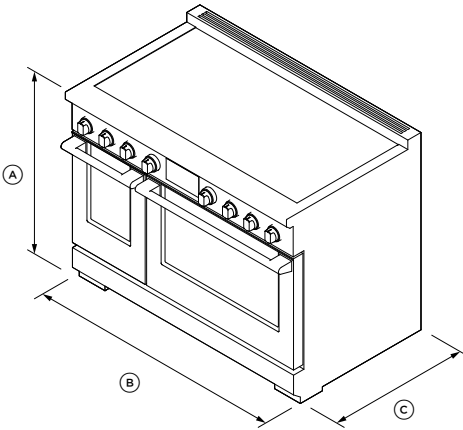


The models shown in this Planning Guide may not be available in all markets and are subject to change at any time. Product specifications may vary from those shown. This Planning Guide should not be used as installation guidance for any product. Further information is required to safely and correctly install the products featured here. Specific installation guidance will be available on our website fisherpaykel.com

SPECIFICATIONS

Model No.	RIV3-486
Dimensions	H 35 3/4"–36 3/4" W 47 7/8" D 29 1/8"
Weight	
Packaged	640lb (290kg)
Unpackaged	582lb (264kg)
Total Oven Capacity	
Main	4.8 cu ft (136L)
Secondary	2.1 cu ft (59L)
Door Clearance	19 1/8" (486mm)
Electrical	
Supply	120/240 V, 60 Hz
Service	50 A
Connection	4-prong grounding type [NEMA 14-50P plug]

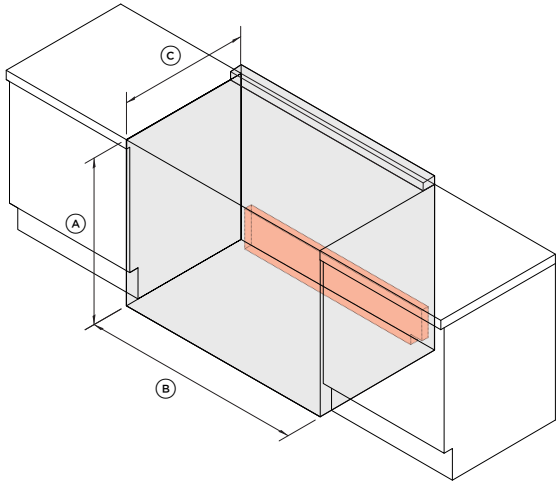
PRODUCT DIMENSIONS



ISO VIEW

	in	mm
Ⓐ Overall height (from floor to cooktop, excl. vent trim)	min 35 3/4 max 36 3/4	min 908 max 933
Ⓑ Overall width	47 7/8	1216
Ⓒ Overall depth (excl. handles and dials)	29 1/8	740

CAVITY DIMENSIONS: STANDARD INSTALLATION



ISO VIEW

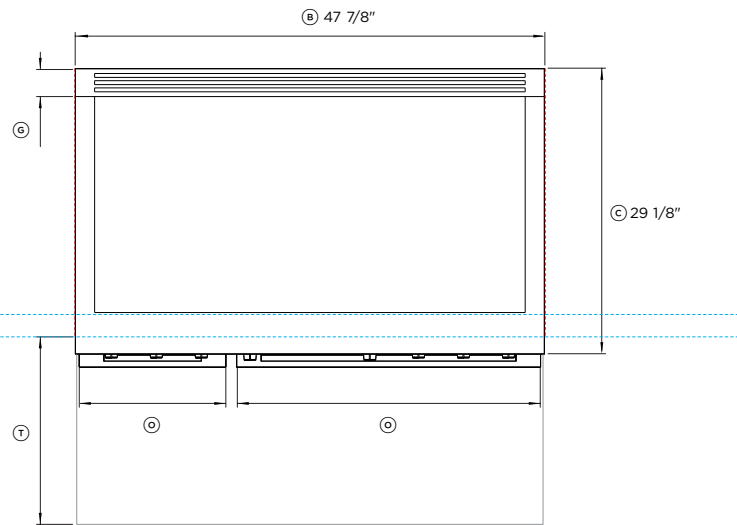
	in	mm
Ⓐ Overall height of cavity*	35 3/4 36 3/4	908 933
Ⓑ Overall width	48	1219
Ⓒ Minimal depth of cavity		
• Proud installation	25 3/8	644
• Flush installation	27 11/16	703

Service area H6" (152mm) x W45" (1143mm) x D2" (51mm)

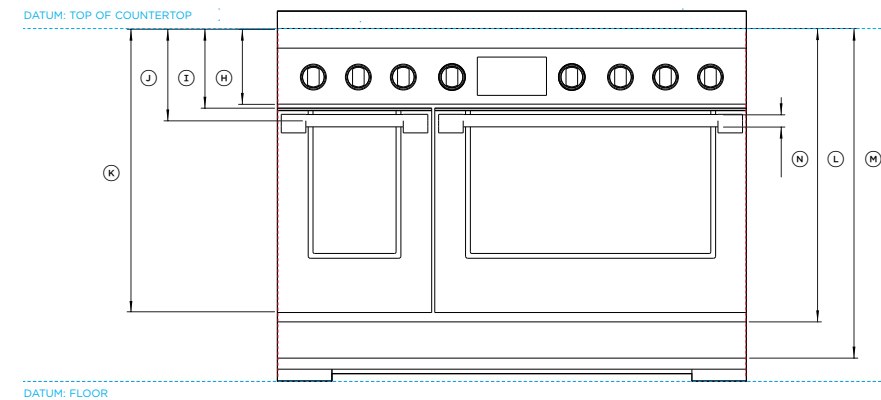
*Depending on height of range.

The models shown in this Planning Guide may not be available in all markets and are subject to change at any time. Product specifications may vary from those shown. This Planning Guide should not be used as installation guidance for any product. Further information is required to safely and correctly install the products featured here. Specific installation guidance will be available on our website fisherpaykel.com

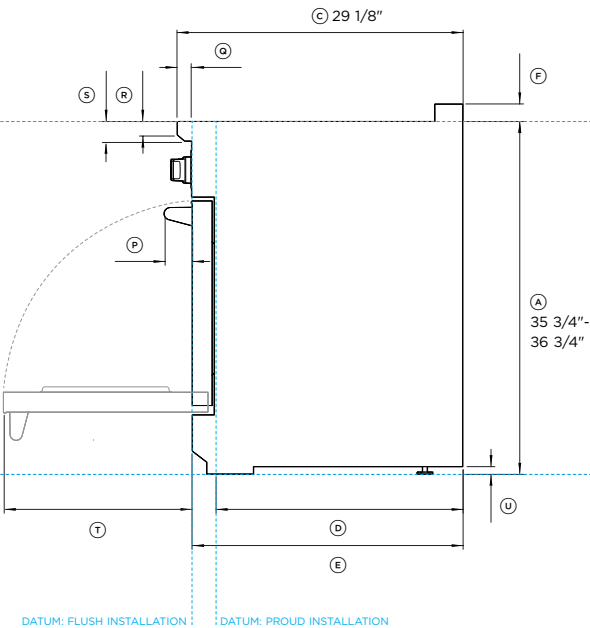
DATA SHEETS



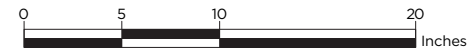
PLAN VIEW



FRONT VIEW



PROFILE VIEW



Model no:
Induction Range, 48" - RIV3-486

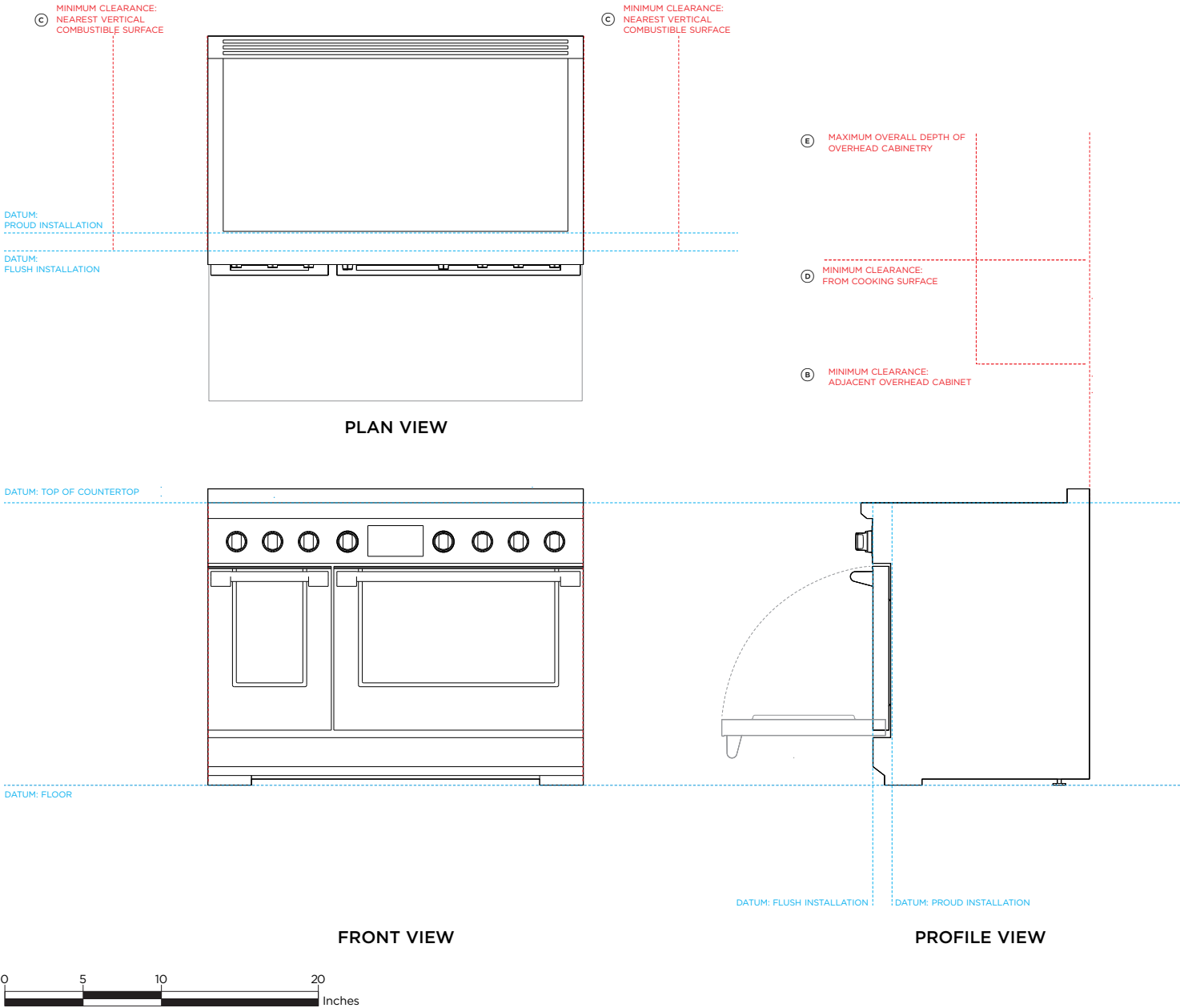
Product Dimensions	in	mm
(A) Height of range (from floor to cooktop, excluding rear trim)	min 35 3/4 max 36 3/4	min 908 max 933
(B) Overall width of range	47 7/8	1216
(C) Overall depth of product (excluding handle and dials)	29 1/8	740
(D) Depth of proud installation	25 3/8	644
(E) Depth of flush installation	27 11/16	703
(F) Height of rear trim	1 3/4	45
(G) Depth of rear trim	2 7/8	73
(H) Height from counter top to bottom of control panel	7 3/4	196
(I) Height from countertop to top of foot	8 1/8	206
(J) Height of countertop to centre of handle	9 7/16	239
(K) Height from counter top to bottom of door	29	737
(L) Height from counter top of lower panel	29 15/16	761
(M) Height from counter top to bottom of lower panel	33 5/8	855
(N) Thickness of handle rail	1 1/4	32
(O) Width of handle (including off-stand) - Left - Right	31 14 15/16	380 788
(P) Depth of handle (measured from front of door)	2 7/8	73
(Q) Depth of front of cooktop to control panel	1 7/16	37
(R) Height of cooktop front face	1 3/8	35
(S) Height from top of cooktop to control panel	2	51
(T) Depth of open door to cabinetry face - flush	19 1/8	486
(U) Adjustable feet height	min 1/2 max 1 1/2	min 13 max 38

Cavity Dimensions: Standard Installation	in	mm
Overall width of cavity	min 48	min 1219
Overall depth of cavity for proud installation	max 25 3/8	max 644
Overall depth of cavity for flush installation	max 27 11/16	max 703
Maximum height from floor to countertop: - for level counter - with levelling legs fully extended	35 3/4 36 3/4	908 933

IMPORTANT NOTE: For full installation please refer to our installation manual

INDICATES CABINETS / PRODUCT DATUM
INDICATES CABINETS CLEARANCES

IMPORTANT NOTE: Throughout this guide, dimensions may vary by $\pm 2\text{mm}$ (1/16"). Please read the Installation Guide for detailed information on installing the product. For full installation instructions visit fisherpaykel.com



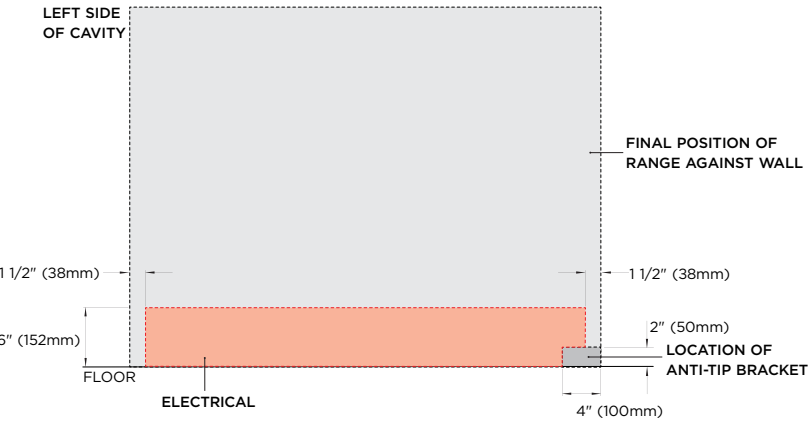
Model no:
Induction Range, 48" - RIV3-486

Clearance Dimensions	in	mm
A Minimum width of ventilation hood installed above cooktop - not shown*	48	1219
B Minimum vertical distance between countertop and cabinet extending above counter	18	457
C Minimum clearance from left and right edge of cooktop to nearest vertical combustible surface	12	305
D Minimum clearance from cooking surface to: - combustible surface centred above the cooking surface - combustible covering ventilation hood centred above the cooking surface - non combustible surface* centred above the cooking surface	30	762
E Maximum overall depth of overhead cabinetry	13	330

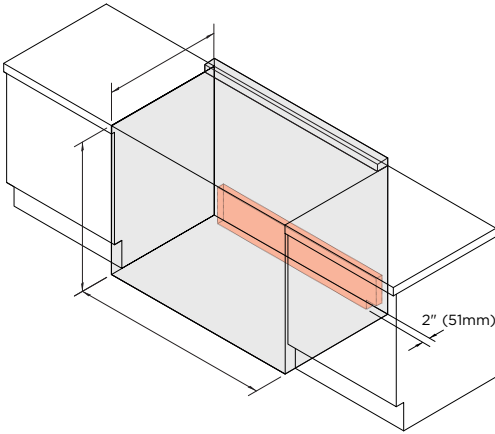
*IMPORTANT NOTE: For full installation please refer to our installation manual

INDICATES CABINETRY / PRODUCT DATUM -----
INDICATES CABINETRY CLEARANCES - - - - -

IMPORTANT NOTE: Throughout this guide, dimensions may vary by $\pm 2\text{mm}$ (1/16"). Please read the Installation Guide for detailed information on installing the product. For full installation instructions visit fisherpaykel.com



FRONT VIEW
(REAR OF CAVITY)



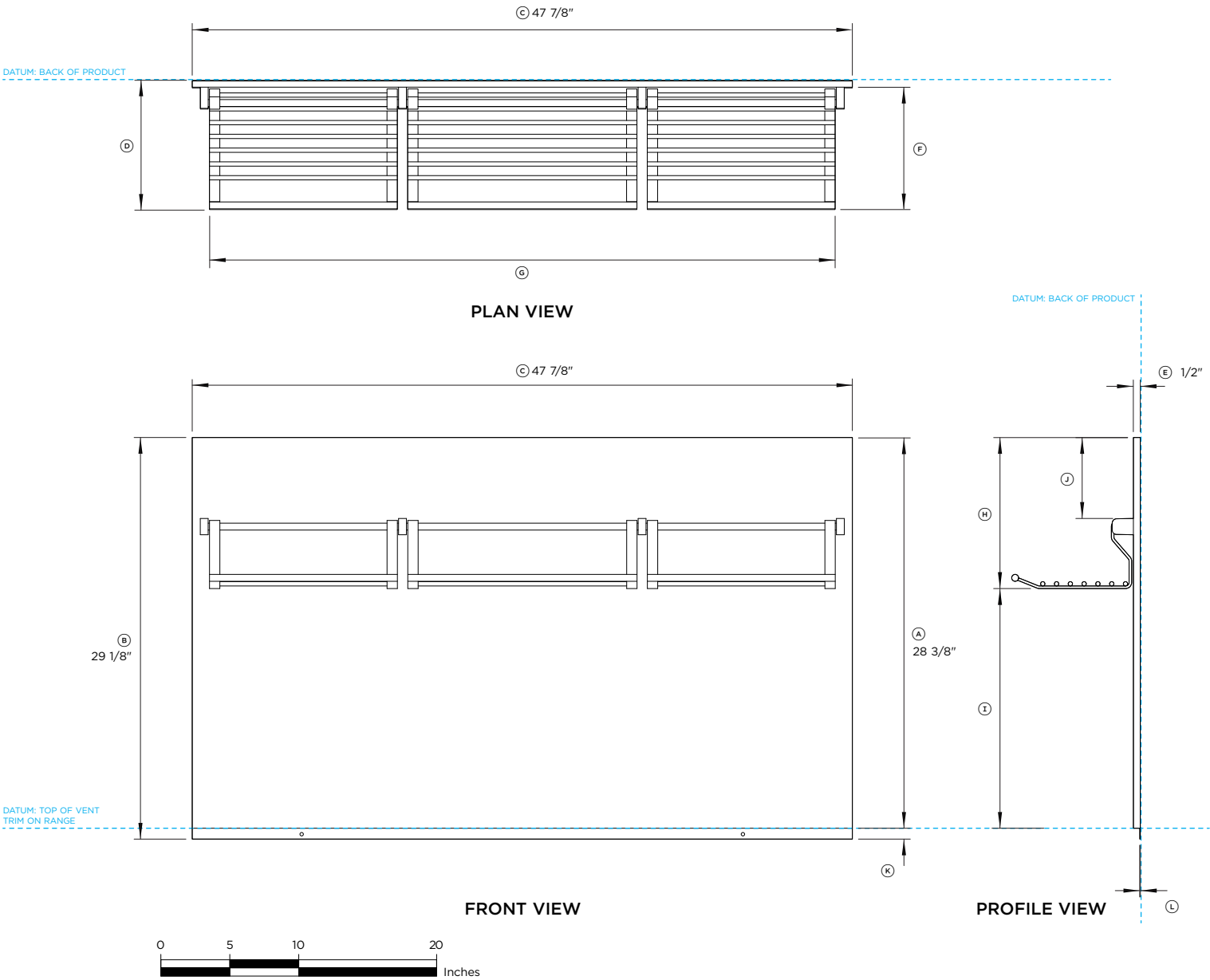
ISO VIEW

Model no: Induction Range, 48" - RIV3-486	
Specifications	
Oven total capacity	
Main	4.8 cu ft (136L)
Secondary	2.1 cu ft (59L)
Electrical	
Supply	120/240 V, 60 Hz
Service	50 A
Connection	4-prong grounding type [NEMA 14-50P plug]

IMPORTANT NOTE: For full installation please refer to our installation manual

INDICATES CABINETRY / PRODUCT DATUM -----
INDICATES CABINETRY CLEARANCES -----

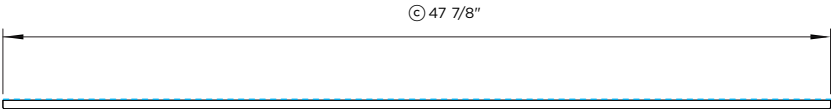
IMPORTANT NOTE: Throughout this guide, dimensions may vary by ±2mm (1/16"). Please read the Installation Guide for detailed information on installing the product. For full installation instructions visit fisherpaykel.com



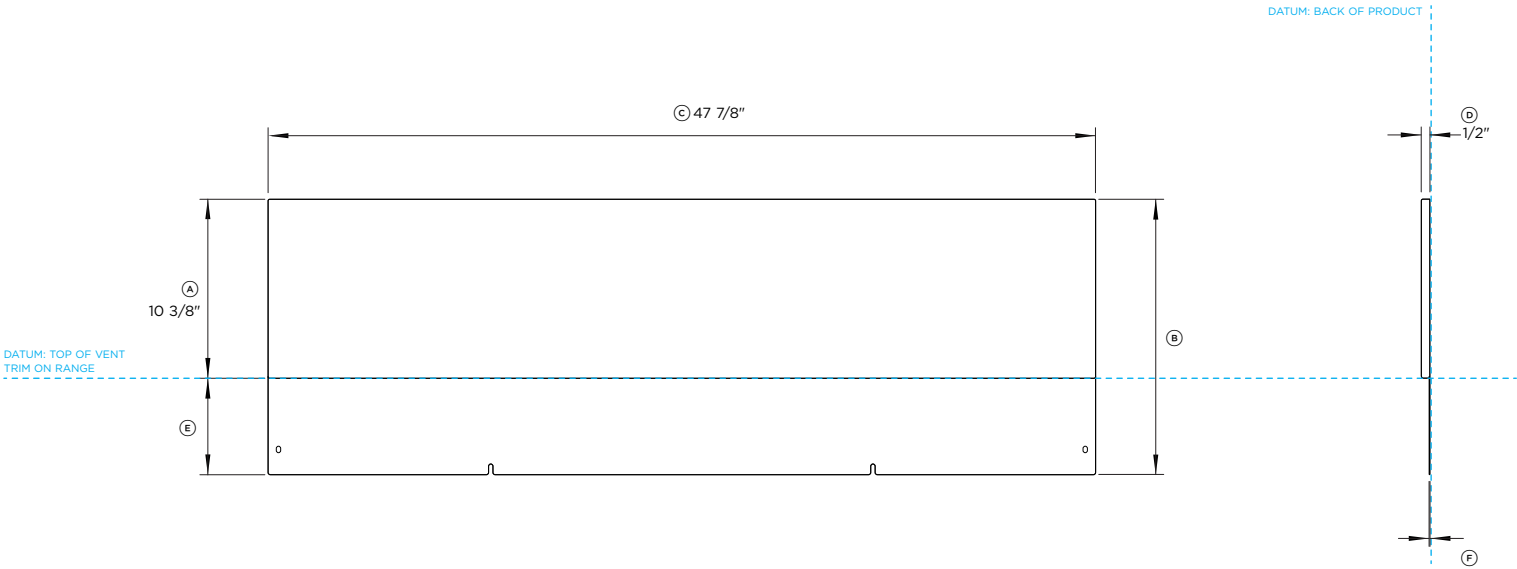
Model no:		
48" Range High Backguard - BGRV2-3048		
Clearance Dimensions	in	mm
(A) Height of backguard above vent trim on range	28 3/8	720
(B) Overall height of backguard	29 1/8	740
(C) Overall width of backguard	47 7/8	1216
(D) Overall depth of backguard and racks	9 5/16	237
(E) Depth of backguard	1/2	13
(F) Depth of racks	8 13/16	224
(G) Width of racks	45 3/8	1153
(H) Distance from top of backguard to bottom of racks	10 15/16	278
(I) Distance from bottom of backguard to bottom of racks	17 3/8	442
(J) Distance from top of backguard to top of brackets	5 7/8	149
(K) Height of backguard below vent trim on range	13 1/16	20
(L) Depth of backguard below vent trim on range	1/16	1

INDICATES CABINETRY / PRODUCT DATUM -----
INDICATES CABINETRY CLEARANCES -----

IMPORTANT NOTE: Throughout this guide, dimensions may vary by ±2mm (1/16"). Please read the Installation Guide for detailed information on installing the product. For full installation instructions visit fisherpaykel.com

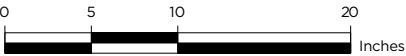


PLAN VIEW



FRONT VIEW

PROFILE VIEW



Model no:
48" Range Low Backguard - BGRV2-1248

Clearance Dimensions	in	mm
(A) Height of backguard above vent trim on range	10 3/8	263
(B) Overall height of backguard	15 15/6	405
(C) Overall width of backguard	47 7/8	1216
(D) Overall depth of backguard	1/2	13
(E) Height of backguard below vent trim on range	5 9/16	142
(F) Depth of backguard below vent trim on range	1/16	1

INDICATES CABINETRY / PRODUCT DATUM
INDICATES CABINETRY CLEARANCES

IMPORTANT NOTE: Throughout this guide, dimensions may vary by ±2mm (1/16"). Please read the Installation Guide for detailed information on installing the product. For full installation instructions visit fisherpaykel.com

