

VC48W**FEATURES**

Breathe cleaner air and enjoy less greasy residue in your kitchen

Opt for the look of contemporary concealed ventilation

Adjust as needed with recessed controls and an ADA compliant remote control that provide a sleeker look, yet maintain ultimate blower control

Matches the same heavy-duty stainless-steel construction, hand-finished hemmed edges, and welded seams of all Sub-Zero, Wolf, and Cove products

Select from internal, in-line, or remote blower options (blower required)

Lights your workspace with two LED light bars with two brightness settings

Minimizes the backward flow of cold air with backdraft transition

ACCESSORIES

Make-Up Air Damper

Recirculating Filters

Remote Control


Inline Blowers

Internal Blowers

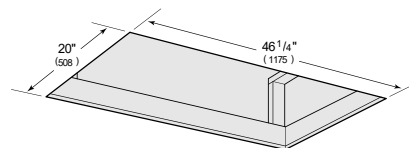
Remote Blowers

Accessories available through an authorized dealer.

For local dealer information, visit subzero-wolf.com/locator.

**BLOWER OPTIONS**

- 600 CFM Internal
- 600 CFM Inline
- 600 CFM Remote

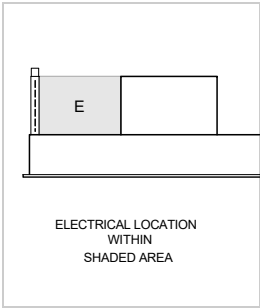
OPENING DIMENSIONS



PRODUCT SPECIFICATIONS

Model	VC48W
Dimensions	47 1/4"W x 12 1/4"H x 21"D
Weight	92 lbs
Electrical Supply	110/120 VAC, 60 Hz
Electrical Service	15 amp dedicated circuit
Discharge Location	Vertical or Horizontal
Discharge Dimensions	6" round internal or 10" round inline or remote
Bottom of Hood to Countertop	36" to 84"

ELECTRICAL



NOTE: Dimensions in parenthesis are in millimeters unless otherwise specified

DIMENSIONS

